

# OCULUS | PARK 1®

Non-Contact Pachymeter  
Autorefractor  
Keratometer



# User-friendly features

## Big Touchscreen for Intuitive Operation

### Your Advantages at a Glance

- All three measurements in a few seconds
- Automatic measurement of:
  - HWTW (horizontal white-to-white)
  - Pupil diameter
  - PD (pupil distance)
- Examination quality factor (QF)
- Integrated data administration software for customer and patient data management
- Touchscreen
- Built-in printer for quick printouts
- Motorized adjustable head and chinrest
- Single lever safety lock for safe blocking after measurement processes
- Winner of the "reddot award" for ergonomic and stylish design



reddot award

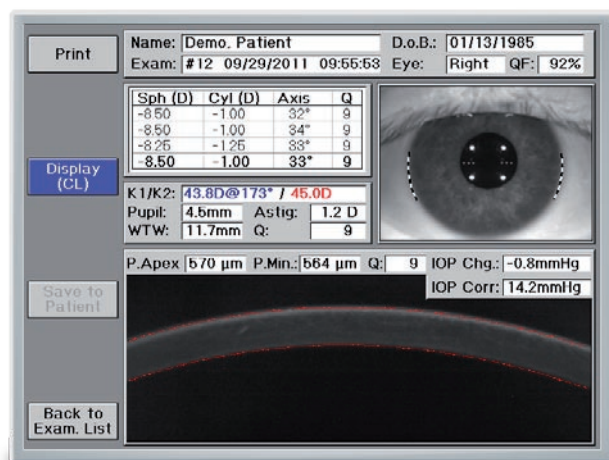


# OCULUS PARK 1®

## Non-Contact Pachymeter, Autorefractor, Keratometer

### All in One

PARK 1® combines a non-contact Pachymeter, Autorefractor and Keratometer into one space saving and easy to use device. It improves patient flow by reducing measurement time and number of exam stations.

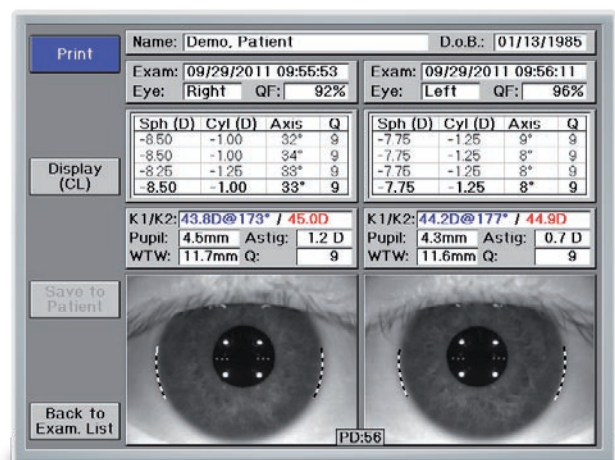


> All measurements at a glance

### Autoref/Keratometry

PARK 1® measures refraction and keratometric values quickly and accurately. Automatic measurement feature provides reproducible results.

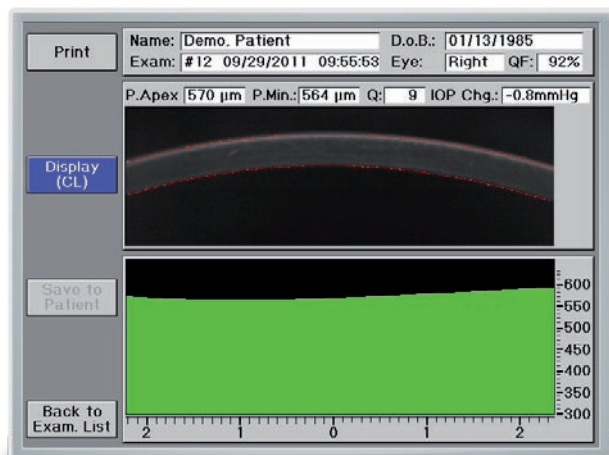
Additionally, corneal diameter (HWTW), pupil size and pupil distance (PD) are measured and displayed.



> Measurement results for both eyes

### Non-Contact Pachymetry

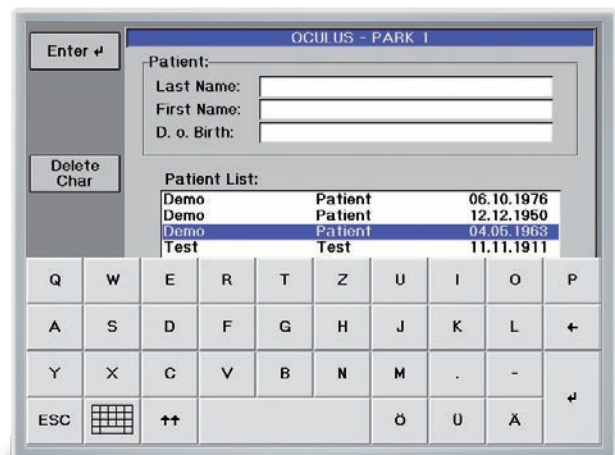
The Scheimpflug based non-contact pachymeter measures on a 4 mm horizontal slit through the corneal apex, providing the minimum thickness and corneal apex thickness values. The external measured IOP can be entered in the PARK 1® software to be corrected for corneal thickness effect using selected formulars.



> Scheimpflug image of the cornea and corresponding corneal thickness progression

### Patient Database

PARK 1® offers a patient data management system to store all patient data. It can be easily connect to a PC, Laptop and your existing EMR system.



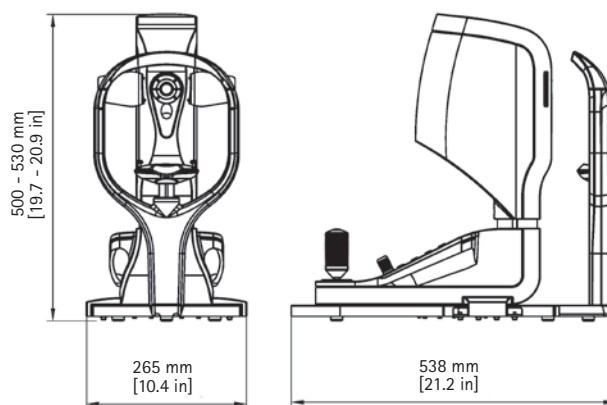
> Touchscreen patient data management system

# Technical Data

## OCULUS PARK 1®

Pachymeter (P)	
Measurement range	200 to 1200 µm
Number of analyzed measuring points	600
Measuring time	approx. 1 sec.
Light source	blue LEDs (455 nm UV-free)
Autorefractor (AR)	
Corneal vertex distance (CVD)	0; 10.5; 12.0; 13.75; 15.0; 16.5 mm
Sphere	-20 to +22 D (CVD = 12 mm) (choice of 0.01, 0.12 and 0.25 diopter increments)
Cylinder	10 D (CVD = 12 mm) (choice of 0.01, 0.12 and 0.25 diopter increments)
Axis	0° to 180° (in 1° increments)
Minimum measurable pupil diameter	2.5 mm
Fixation target	hot air balloon over a landscape
Keratometer (K)	
Measuring range	9 to 99 D, 3 to 38 mm
Accuracy	± 0.1 D
Reproducibility	± 0.1 D
Technical specifications	
Dimensions (W x D x H)	500 x 265 x 538 mm (19.7 x 10.4 x 21.1 in)
Weight	12 kg (26.4 lbs)
Voltage	100 - 240 V AC
Frequency	50 - 60 Hz
Far PD	20 to 80 mm (in 1-mm increments)
Measuring range for corneal diameter	10 to 14 mm (in 0.1-mm increments)
Measuring range for pupil diameter	1 to 8 mm (in 0.1-mm increments)
Auto alignment	automatic height alignment (y-direction)
Auto shot	automatic measurement release
Working distance	approx. 36 mm (1.4 in)
Printer	thermal printer
Display	TFT - LCD 5.7" (touchscreen)
Interface	USB
Standard accessories	printer paper, power cable, dust cover, chinrest paper, USB mini cable, instructions for use, occluder (eye patch)

CE in accordance with Medical Device Directive 93/42/EEC



WWW.OCULUS.DE



OCULUS is certified by TÜV according to DIN EN ISO 13485

OCULUS Optikgeräte GmbH  
Postfach • 35549 Wetzlar • GERMANY  
Tel. +49-641-2005-0 • Fax +49-641-2005-295  
Email: export@oculus.de • www.oculus.de

- OCULUS USA, sales@oculususa.com
- OCULUS Asia, info@oculus.hk
- OCULUS Czechia, oculus@oculus.cz
- OCULUS Iberia, info@oculus.es
- OCULUS Poland, biuro@oculus.pl

