

**IN PURSUIT
OF PERFECTION**

Tealth Foshan Medical Equipment Co.,Ltd

Address: No. 4, Qiling Road, Lutang Industrial Zone, Luocun, Shishan
Town, Nanhai District, Foshan, Guangdong 528226, China

Tel: 0086-757-86436722

Fax: 0086-757-86436987

Email: sales@tealthfoshan.com

website: www.tealthhandpiece.com

Catalogue pictures and parameters for reference only, we reserve the right to
make any improvements on products design without advance notice.

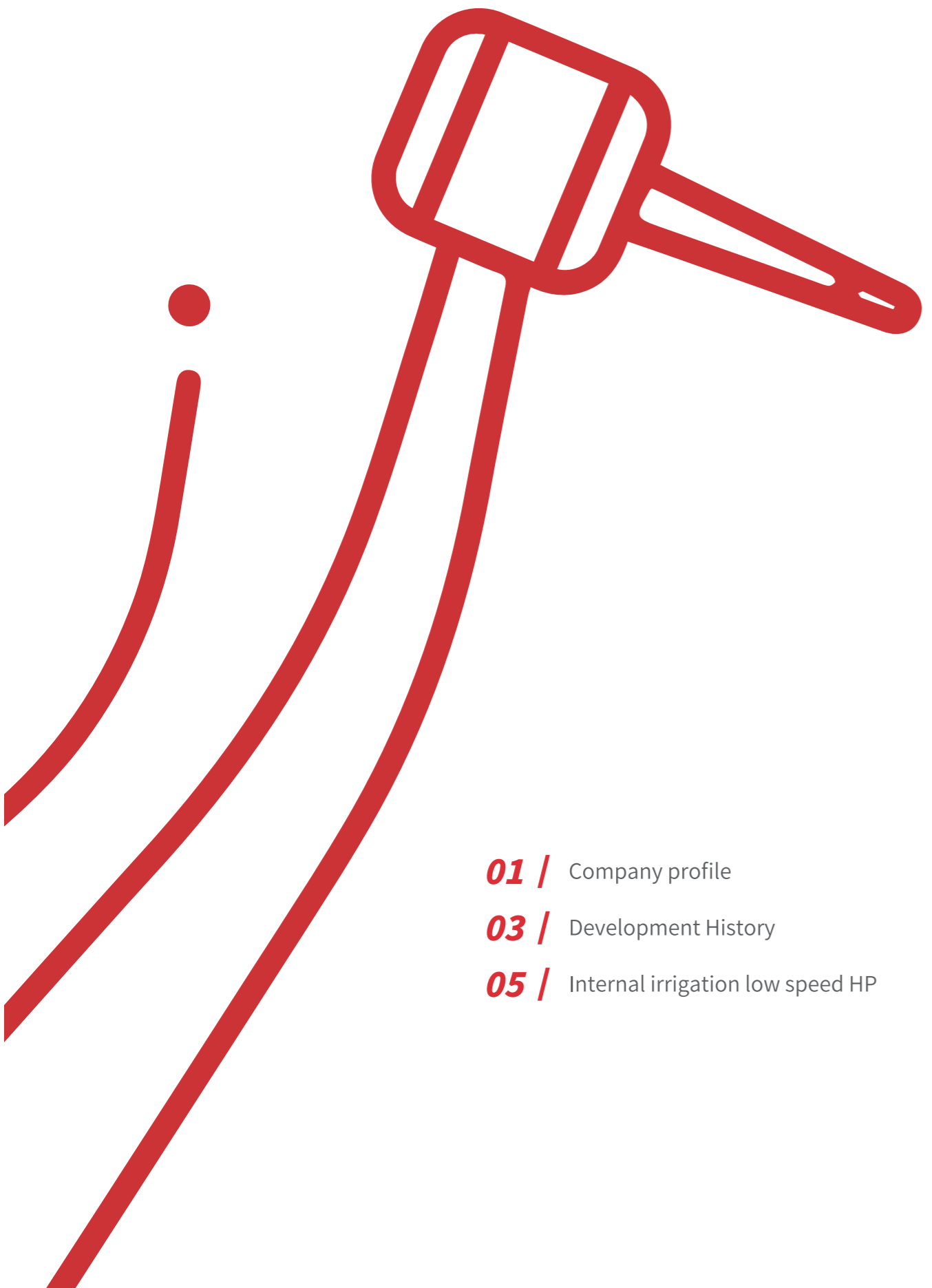


WeChat Official Account

TEALTH

**Excellence Handpiece
Manufacturer**

CE 1639 ISO 13485



01 / Company profile

03 / Development History

05 / Internal irrigation low speed HP

13 / External irrigation low speed HP

19 / Reduction handpiece

21 / Surgical handpiece

23 / Increasing dental handpiece

25 / Implant contra angle

27 / IPR Contra angle

31 / High speed dental handpiece

41 / Electric micromotor

47 / Torque Wrench

CONTENTS

01 Company profile



02 Company Certificates

Tealth Foshan Medical Equipment Co., Ltd. is a leading dental handpiece manufacturer in China, established in 2012, 4,000m² existing manufacturing and research base. Our main products include high & low speed handpieces, implant handpieces and surgical handpieces. We've obtained European Union CE certification and ISO13485 quality system certification. After years of technical and product innovation, Tealth has developed more than 15 technology patterns with proprietary intellectual property rights used in our dental handpieces. At Tealth, we are committed to providing efficient, safe and comfortable dental handpieces with friendly customers service and professional products support.



2023

Development

— History —

2023
New chapter

2022

2019

2020
Develop 2021

2017
Innovation

2018

2016

2015
Break through

2014

2013

2012
Established



INTERNAL IRRIGATION

low speed dental handpiece

- CA or FG head easy changeable



01

Polishing

Applicable bur: prophy cup
φ2.35mm



02

Fine

Applicable bur: FG
φ1.60mm



S01 1:1 light kit

CE: 1020L-M4



- Internal irrigation
- Noise : ≤ 70 dB
- Rotation speed: 18,000-20,000r/min
- Chuck type: Push button
- Applicable bur: $\Phi 2.35$ mm/ $\Phi 1.60$ mm
- LED contra angle (E generator)

S10 1:1 non-light kit

CE: 1020-M4

- Internal irrigation
- Chuck type: Push button
- Noise : ≤ 70 dB
- Rotation speed: 18,000-20,000r/min
- Applicable bur: $\Phi 2.35$ mm/ $\Phi 1.60$ mm

01

The separated design of water pipe and air tube for perfect cooling

02

Core parts made by high-precision stainless steel, more durable

03

High quality FKM sealing provide durable function



S13

1:1 Fiber optic low speed kit 

CE: 1020L-M4

• Fiber optic internal irrigation • Noise : ≤ 70 dB

• Rotation speed: 18,000-20,000r/min • Chuck type: Push button

• Applicable bur: $\Phi 2.35$ mm/ $\Phi 1.60$ mm



Contra Angle

 FIBER OPTIC

ORDER: CIF-01C

CE: 1020L-M4



Push button
CA $\Phi 2.35$ mm/FG $\Phi 1.60$ mm
Max speed: 40,000 r/min

Contra Angle

 LED

CE: 1020L-M4



Push button
CA $\Phi 2.35$ mm/FG $\Phi 1.60$ mm
Max speed: 20,000r/min **ORDER: CIL-01C**
40,000r/min **ORDER: CIL-21C**

Contra Angle

CE: 1020-M4



Push button
CA $\Phi 2.35$ mm/FG $\Phi 1.60$ mm
Max speed: 20,000r/min **ORDER: CIN-01C**
40,000r/min **ORDER: CIN-21C**

Air Motor ▶▶

ORDER: MIF-01C

CE: 1020L-M4

 FIBER OPTIC



Max speed:20,000 r/min

Air pressure:245-392 kPa

Atomize water pressure: 200kPa

Atomize air pressure: 200kPa

Air Motor ▶▶



ORDER: BIN-01C

CE: 1020-B2



ORDER: MIN-01C

CE: 1020-M4



Max speed:20,000 r/min

Air pressure:245-392 kPa

Atomize water pressure: 200kPa

Atomize air pressure: 200kPa

Straight Head ▶▶

ORDER: SIF-01C

CE: 1020L-M4

 FIBER OPTIC



CA Φ 2.35mm

Swivel ring type

Max speed:40,000 r/min

Straight Head ▶▶

ORDER: SIN-03C

CE: 1020-M4



Swivel ring type

CA Φ 2.35mm

Max speed:40,000 r/min

S06

Latch type
Push button kit

CE: 1024-B2



S08

CE: 1024-B2

• Air pressure: 245-392kPa

• Noise : ≤ 70 dB

• Rotation speed: 16,000-20,000r/min

• Chuck type: Latch type/Push button



S03

CE:1024-B2

- Air pressure:245-392kPa
- Noise :≤70dB
- Rotation speed:16,000-20,000r/min
- Chuck type:Latch type



Contra Angle



ORDER: CEN-01C

CE: 1024-B2



Push button
CA Φ 2.35mm
Max speed: 20,000 r/min

Contra Angle



ORDER: CEN-11C

CE: 1024-B2



Push button
FG Φ1.60mm
Max speed: 20,000 r/min

Polish Contra Angle



ORDER: CEN-31C

CE: 1024-B2



For screw-in type prophyl cup
Max speed: 25,000 r/min

Contra Angle



ORDER: CEN-21C

CE: 1024-B2



Latch type
CA Φ 2.35mm
Max speed: 20,000 r/min

Contra Angle



ORDER: CEN-08C

CE: 1024-B2



Push button
CA Φ 2.35mm
Max speed: 20,000 r/min

Air Motor



ORDER: MEN-02C

CE: 1024-B2



Max speed:20,000 r/min
Air pressure:245-392 kPa
Atomize water pressure: 200kPa
Atomize air pressure: 200kPa

Air Motor



ORDER: BEN-02C

CE: 1024-B2



Max speed:20,000 r/min
Air pressure:245-392 kPa
Atomize water pressure: 200kPa
Atomize air pressure: 200kPa

Air Motor



ORDER: MEN-08C

CE: 1024-B2



ORDER: BEN-08C

CE: 1024-B2



Max speed:20,000 r/min
Air pressure:245-392 kPa
Atomize water pressure: 200kPa
Atomize air pressure: 200kPa

Straight Head



ORDER: SEN-04C

CE: 1024-B2




Swivel ring type
CA Φ 2.35mm
Max speed:20,000 r/min

Straight Head



ORDER: SEN-02C

CE: 1024-B2




Swivel ring type
CA Φ 2.35mm
Max speed:20,000 r/min

Straight Head



ORDER: SEN-08C

CE: 1024-B2



Swivel ring type
CA Φ 2.35mm
Max speed:20,000 r/min

Contra Angle



ORDER: R04N-01C

CE: 3040CH



Push button
CA Φ 2.35mm
Max speed: 5,000 r/min

Endo Contra Angle



ORDER: R16N-51C

CE: 3040CH



Push button
Max speed: 2,500 r/min
Hand file

4:1 IPR contra angle



ORDER: R04N-41C

CE: 3040CH



Key type
Internal spray
Max speed: 10,000 r/min

Endo Contra Angle

ORDER: RE04N-03C
CE: 1021-M4



Push button

Max speed: 5,000 r/min

Hand file

Polish Contra Angle

ORDER: RE04N-04C
CE: 1021-M4



For screw-in type prophy cup

Max speed: 5,000 r/min

SEN-09C

Increasing
Straight Head

CE: 1024-B2

• Gear ratio: 1:2

• Max speed:80,000 r/min

SIN-02C

Surgical
Straight Head

CE: 1020-M4

• Gear ratio: 1:1

• Max speed:40,000 r/min

• Internal & external spray

SIF-03C

Surgical
Straight Head

CE: 1020L-M4

• Gear ratio: 1:1

• Max speed:40,000 r/min

• Internal & external spray



20° Surgical Straight Head



ORDER: SEN-10C

CE: 1024-B2



Swivel ring type
Gear ratio: 1:1
Φ2.35mm
Max speed:20,000 r/min

Surgical Straight Head



ORDER: SEN-05C

CE: 1024-B2




Swivel ring type
Gear ratio: 1:1
Φ2.35mm
Max speed:20,000 r/min

Surgical Straight Head



ORDER: SEN-07C

CE: 1024-B2



Swivel ring type
Gear ratio: 1:1
Φ2.35mm
Max speed:20,000 r/min

104F-01C CE: 1020L-M4

1:4.2 Fiber optic surgical contra angle

Rotation speed:168,000r/min Chuck type:Push button Water pressure:0.2-0.3Mpa

External irrigation, internal spray Noise:<62dB Stainless steel



105F-01C CE: 1020L-M4

1:5 Fiber optic contra angle


• 1: 5 Increasing contra angle, stable light source

• Internal irrigation, triple water spray

• Applicable bur: $\phi 1.60\text{mm}$




Max torque:70N.cm
▶▶▶▶

ORDER: R20F-01C 
▶▶

CE: 3201CH

Fiber optic



ORDER: R20L-01C 
▶▶

CE: 3201CH

LED, E-generator



ORDER: R20N-04C
▶▶

CE: 3203CH

Easy detachable structure



Product parameters

Push button

CA ϕ 2.35mm

Max speed: 2,000r/min

Gear ratio:20:1

Sterilization temperature: 135°C

Reciprocating interproximal stripping contra angle

IPR-02C

4:1 IPR contra angle CE: 1021-M4

- Gear ratio: 4:1
- Stroke: 1.4mm
- Rotation speed: 10,000r/min



S-11 Metal strips IPR kit CE: 1021-M4

- 4:1 IPR contra angle: 1 pcs
- Metal Strips: 10 pcs (15 μ /25 μ /40 μ /60 μ /90 μ Each type 2 pcs)
- Gauge: 1 pcs
- Holder: 1 pcs
- Pushrod: 1 pcs



S-12 Plastic strips IPR kit CE: 1021-M4

- 4:1 IPR contra angle: 1 pcs
- Plastic Strips: 9 pcs
- (Serrated saw: 1 pcs, Fine: 2 pcs Medium: 3 pcs, Coarse: 3 pcs)
- Gauge: 1 pcs
- Holder: 1 pcs
- Pushrod: 1 pcs



Metal strip ▶▶



ORDER: C-SB
CE: M-SS

07 micron - serrated saw



ORDER:
Left: CL-15
Right: CR-15
Double: C-15
CE: M-15

15 micron - for pre polishing



ORDER:
Left: CL-25
Right: CR-25
Double: C-25
CE: M-25

25 micron - for finishing



ORDER:
Left: CL-40
Right: CR-40
Double: C-40
CE: M-40

40 micron - for contouring



ORDER:
Left: CL-60
Right: CR-60
Double: C-60
CE: M-60

60 micron - for reducing



ORDER:
Left: CL-90
Right: CR-90
Double: C-90
CE: M-90

90 micron - for opening contacts



ORDER: L8-02

Plastic strip ▶▶

ORDER:

CE:

01 Serrated saw



I-SS

P-SS

02 Fine



I-FR

P-FR



I-FL

P-FL

03 Medium



I-MR

P-MR



I-ML

P-ML



I-MD

P-MD

04 Coarse



I-CL

P-CL



I-CR

P-CR



I-CD

P-CD

Fiber Optic Quick Coupling Handpiece

TPF3-D-K6 CE: 2300PQL-M4

- Fiber optic Torque Head
- Chuck type: Push button
- Kavo type quick coupling Triple water spray
- Rotation speed:320,000-350,000r/min



H8-08




CE:2305P-M4

High speed dental Handpiece

Torque Head: Order:TPN1-V-M4 Order:TPN1-V-B2

- Single water spray
- Chuck type: Push button
- Rotation speed:320,000-350,000r/min



45° Stainless Steel CE: 2300PL-45

LED High Speed Handpiece

☉ 45SPL-H-M4

☉ 45SPL-H-B2

• Single water spray

• Chuck type: Push button

• Rotation speed: 320,000-350,000r/min

• 45 Degree surgical

CE: 2300P-45B

45° High Speed Handpiece

☉ 45SPN-B-M4

☉ 45SPN-B-B2

• Extended burs available



• Professional LED light source superior brightness

• Single water spray accurate cooling the tip of bur

MADE IN CHINA
FT

FT HEALTH
MADE IN CHINA

CE
1639

CE: 2303PL-B2

Mini High Speed Handpiece

- MPN1-U-M4
- MPN1-U-B2

• Single water spray • Chuck type: Push button • Rotation speed: 360,000-400,000r/min

• Mini head • Anti back suction



Mini LED High Speed Handpiece

CE: 2303PL-M4

- MPL1-U-M4
- MPL1-U-B2

• E-generator, Self-illuminated • Single water spray • Chuck type: Push button

• Anti back suction • Rotation speed: 360,000-400,000r/min



CE: 2300PL-M4 / CE: 2300P-B2

New LED/Non-light High Speed Handpiece

LED: TPL3-U-B2 / TPL3-U-M4

Not-light: TPN3-U-B2 / TPN3-U-M4

Balanced cartridge
more stable and longer service life



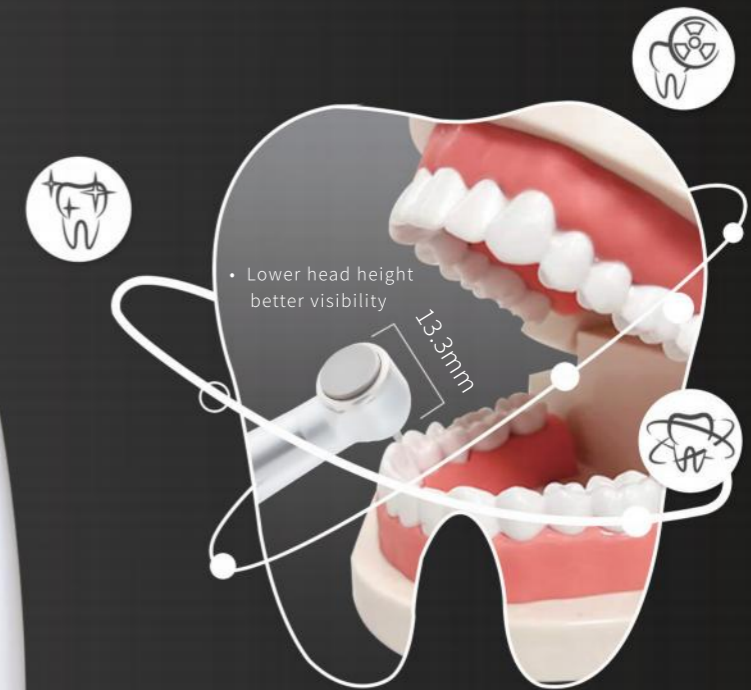
CE: 2300PL-M4

LED High Speed Handpiece

TPL3-W-M4
TPL3-W-B2

Rotation speed: 300,000-350,000r/min • Triple spray • Noise: ≤60dB

Head size: 12.5mm • Head height: 13.3mm • Chuck type: Push bottom



High speed dental handpiece

TPN1-Y-M4 TPN1-Y-B2

CE:2304P-M4 CE:2304P-B2

• Single water spray

• Chuck type: Push

• Rotation speed:

320,000-350,000r/min

• Torque head



High & Low speed kit

T10-M4 T10-B2

Turbine: TPN1-V-M4

LED turbine: TPL3-W-M4

External irrigation low speed kit:

S-08



T11-M4 T11-B2

LED turbine: TPL3-U-M4 2pcs

LED Internal irrigation low speed kit:

S-01

Model No. :3050EM-1

DIL-20C

Brushless electric micromotor

- Torque:3.2N.cm
- Rotation speed:2,000-40,000r/min
- Three optional settings(1:1/1:5/16:1)



Model No. :3050EM-1

D1L-21C

Surgery motor

- Cooling water:0-100ml/min
- Rotation speed:0-50,000r/min
- Brushless motor
- Torque:17N.cm
- Self-pumping water



Model No. :3050EM-1

D1L-22C

Built in brushless motor

- Rotation speed:2,000~40,000r/min
- Torque:3.0 N.cm
- Voltage:DC24V-36V
- Motor size:φ22*L74mm
- Weight:77g
- Noise:<60dB
- Light:LED (white)
- Control system Size:148*80*17mm



CE: 3206CH

CEN-20C IMPLANT TORQUE WRENCH

- Model code:3206CH
- Torque:5-35N.cm
- Chuck type: Latch type
- 6pcs screws
- Bur size:2.35mm






Replaceable bur head (External irrigation)

 ORDER: E01N-01C CA ϕ 2.35 Endo head	 ORDER: E16N-01C CA ϕ 2.35 Endo head	 ORDER: L6-20 For IPR strip IPR Contra angle head
 ORDER: L6-10 FG ϕ 1.60 Contra angle head	 ORDER: L6-11 CA ϕ 2.35 Contra angle head	 ORDER: L6-19 For screw-in type cup Contra angle head
 ORDER: L6-09 CA ϕ 2.35 Contra angle head	 ORDER: L6-18 Hand file Endo Contra angle head	 ORDER: L6-17 CA ϕ 2.35 LED Contra angle head with tube

Replaceable bur head (Internal irrigation)

 ORDER: L6-01 for kavo(CA ϕ 2.35) CA bur head (Max20,000r/min)	 ORDER: L6-02 for kavo(FG ϕ 1.60) FG bur head (Max20,000r/min)	 ORDER: L6-03 for kavo(CA ϕ 2.35) CA bur head (Max40,000r/min)	 ORDER: L6-04 for kavo(FG ϕ 1.60) FG bur head (Max40,000r/min)
--	--	--	--

Repair tool

 Lubrication Order:L8-01 GSJT-008	 Repair tool Order:L8-03	 Low speed handpiece repair tool Order:L8-06
---	---	---