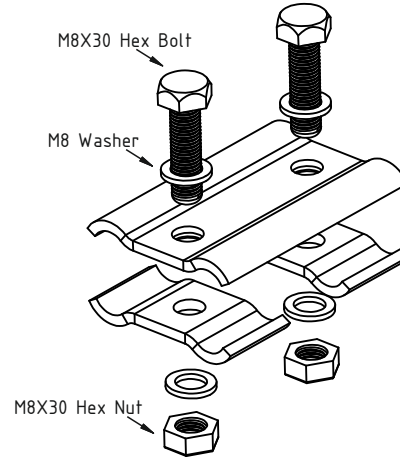
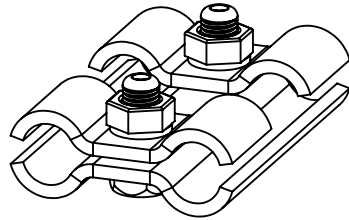


PRODUCT DRAWING

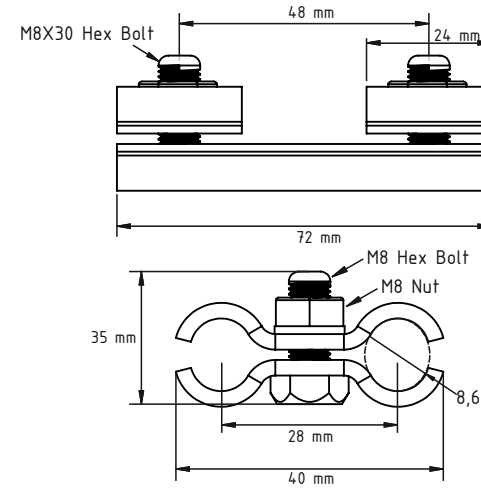
CODE

PS 1-1

Steel: ST37 or S235JR / EN 10025-2
HDG-Steel, hot-dip galv. to TS-EN ISO 1461:2011 (HDG)



DIMENSIONS

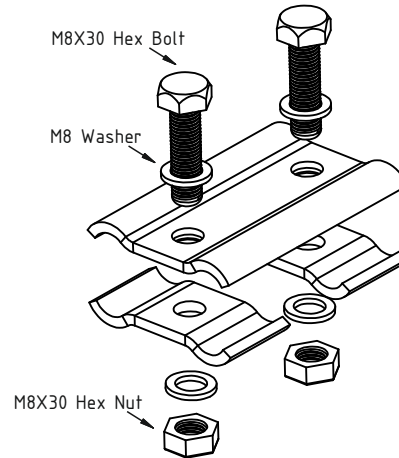
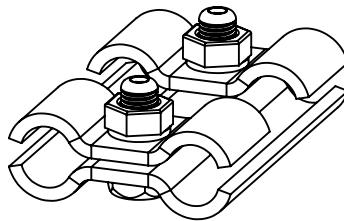


PRODUCT DRAWING

CODE

PS 2-1

Steel: ST37 or S235JR / EN 10025-2
HDG-Steel, hot-dip galv. to TS-EN ISO 1461:2011 (HDG)



DIMENSIONS

