

# GAME-CHANGING FLOW<sup>†</sup> FOR ECMO

Crescent<sup>™\*</sup> Jugular Dual Lumen Catheter



- Correct Placement Made Easier
- Optimized Flow Rates<sup>†</sup>
- Durable Securement



# YOU ASKED. WE ANSWERED.

## CORRECT PLACEMENT MADE EASIER

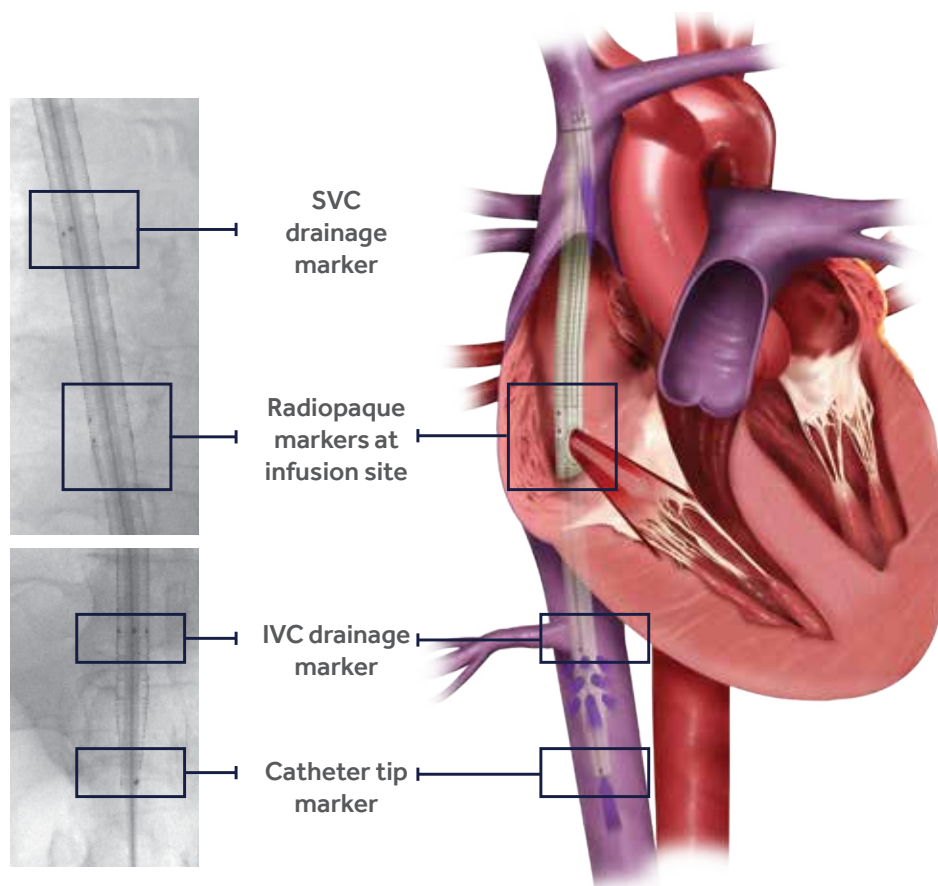
Optimal flow begins with correct placement, and that can be challenging. The Crescent™ dual lumen catheter was designed to address those challenges with novel features that make positioning and securement easier for you.

- **Radiopaque markers for improved visualization**

Visible under radiographic imaging, tantalum markers aid in positioning the catheter; identifying drainage sites, infusion port, catheter tip, and axial orientation of the port.

- **Elongated introducer tip and tapered catheter tip**

These design features ease the transition from introducer to catheter, for smoother, more confident insertion.



## Until now, dual lumen catheters for ECMO have come with tradeoffs.

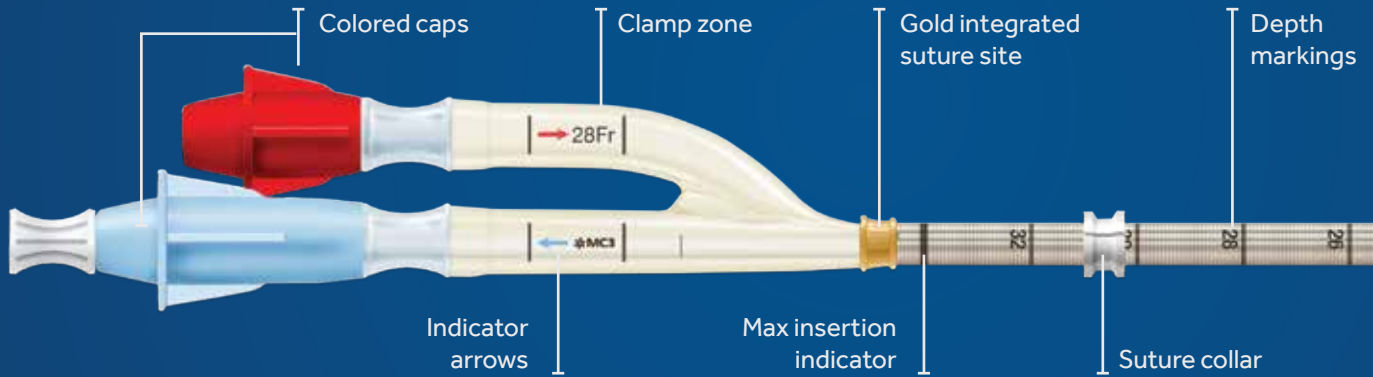
You got better patient mobility than with single lumen catheters. But dual lumen catheters had drawbacks. They could be challenging to place correctly, and flow performance wasn't optimal.

In countless conversations with clinicians like you, we heard there was a need for a dual lumen device that addresses those issues. The Crescent™\* dual lumen catheter is the result.

The Crescent catheter is **the first FDA-cleared, jugular dual lumen long-term ECMO catheter**. It allows for **more accurate placement** with just one cannulation site, delivers **enhanced flow** dynamics, and **helps maintain optimal flow** once placed.

That flow efficiency, combined with patient mobility, makes the Crescent catheter a valuable addition to your ECMO toolkit and an important step in advancing patient outcomes.


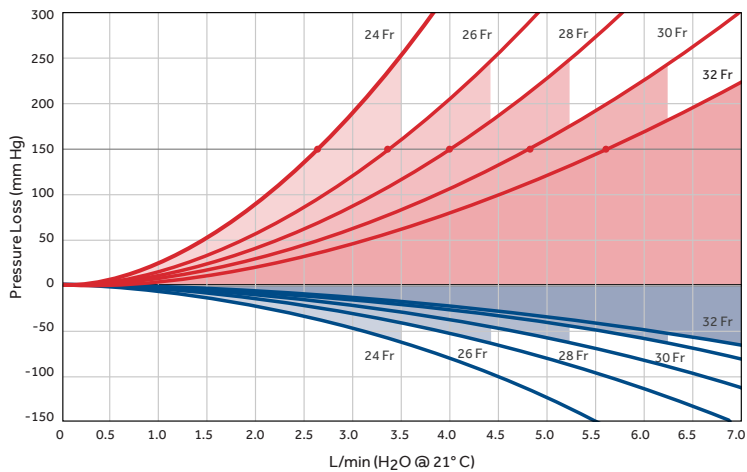
# Crescent™\* Catheter Features



## OPTIMIZED FLOW RATES

Enhancements in port placement, lumen design, and tip geometry give the Crescent catheter optimal flow efficiency. This enables you to realize higher flow at lower pressure and allows for lower rates of hemolysis and recirculation.

Crescent flow curves



- Design enhancements for optimal flow**

Crescent-shaped lumen helps optimize pressure flow performance, and advanced materials make the catheter strong, flexible, and kink-resistant.




- Promotes directional efficiency**

Large infusion port, combined with radiopaque markers for placement accuracy, help ensure flow is directed toward the tricuspid valve — and pulmonary artery.



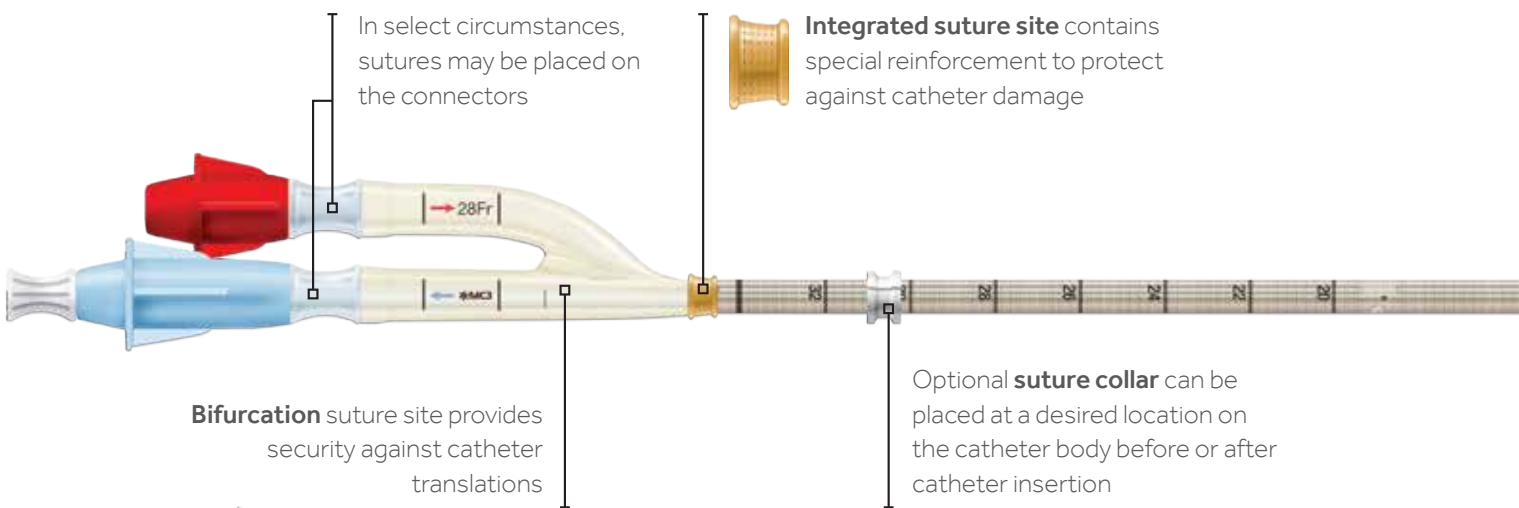
- Helps minimize recirculation**

Drainage and reinfusion ports are designed to mimic the body's natural flow ratios to minimize recirculation while maintaining flow.



## DURABLE SECUREMENT

Maintain your desired flow, with features that keep the catheter securely in place during patient ambulation. Enhanced visualization makes it easy for you to verify that the device remains properly positioned.



- **Visual verification of placement**  
Improved visualization helps you quickly identify the catheter tip and orientation of the reinfusion port, and verify that accurate positioning is maintained over the course of the case.
- **Extended tip design helps maintain position**  
The tip of the catheter sits deeper in the IVC, reducing the chance of migration.
- **Added securement**  
Multiple suture points provide additional stability, reducing the chance of twisting or migration when the patient moves.



# MEDTRONIC AND MC3 CARDIOPULMONARY: PARTNERS IN ADVANCING ECLS THERAPY

At Medtronic, we actively seek out opportunities to forge new partnerships, collaborating to solve the world's most challenging healthcare issues.

That's why we have partnered with MC3 Cardiopulmonary to develop next-generation technology, such as the Crescent catheter, specifically designed to help advance extracorporeal life support (ECLS).

MC3 Cardiopulmonary, founded in 1991 with the aim of commercializing intellectual property related to heart and lung technologies from the University of Michigan, is today focused on serving the global community by creating medical devices designed to address acute and chronic unmet cardiopulmonary clinical needs.

**As partners, we are working with a shared focus and passion for safely advancing ECLS therapy.**

## Ordering Information

CFN	French Size	Insertion Length	Connector	Configuration
70124	24 Fr (8.0 mm)	30.0 cm	3/8 inch	Pouch/Box of 1
70126	26 Fr (8.7 mm)	30.0 cm	3/8 inch	Pouch/Box of 1
70128	28 Fr (9.3 mm)	34.0 cm	3/8 inch	Pouch/Box of 1
70130	30 Fr (10.0 mm)	34.0 cm	3/8 inch	Pouch/Box of 1
70132	32 Fr (10.7 mm)	34.0 cm	3/8 inch	Pouch/Box of 1

**Important Safety Information:** Care and caution should be taken to avoid damage to vessels and cardiac tissue during cannulation or other cardiac surgery procedures. For a listing of indications, contraindications, precautions, warnings, and potential adverse events, please refer to the Instructions for Use.

**Caution:** Federal law (USA) restricts this device to sale by or on the order of a physician.

Crescent™ Jugular Dual Lumen Catheter is manufactured by MC3, Inc. and exclusively distributed by Medtronic.

<sup>†</sup>Data on file at MC3. These tests may not be indicative of clinical performance.

Crescent™ Jugular Dual Lumen Catheters are not approved in every geography.

## Medtronic

710 Medtronic Parkway  
Minneapolis, MN 55432-5604  
USA  
Tel: (763) 514-4000  
Fax: (763) 514-4879  
Toll-Free: (800) 328-2518

**LifeLine**  
**CardioVascular Technical Support**  
Tel: (877) 526-7890  
Tel: (763) 526-7890  
Fax: (763) 526-7888  
rs.cstechsupport@medtronic.com

[medtronic.com/crescent](https://www.medtronic.com/crescent)

©2020 Medtronic. All rights reserved. Medtronic, Medtronic logo, and Further, Together are trademarks of Medtronic. ™™™ Third party brands are trademarks of their respective owners. All other brands are trademarks of a Medtronic company.

UC201904537a EN  
05/2020