



EXPORT PRODUCT CATALOGUE

2023 Q2



MDT (est. 1999) is a reliable manufacturer and supplier of medical devices, accessories and consumables for ophthalmology and the other fields of medicine (including BioGlo™ Flourescein Sodium Ophthalmic Strips, TearFlo™ Schirmer Test Strips, and Chin Rest Papers).

Thanks to our experience, a long-lasting international presence, sustainable development, focus on craftsmanship and excellent business partners we are able to meet the growing requirements by offering a wide range of high-quality, functional products for medical practitioners and OEM market.

Among the others we manufacture ophthalmic surgical tables, refraction units/workstations, electric tables and carts, operator's chairs, as well as devices used for diagnostics and treatment of strabismus and amblyopia, which are proudly 'made in EU' and CE marked, as well as FDA approved.

We are proud of our Authorised Service Partners and service engineers who provide the customers with an outstanding level of technical support, both at the stage of equipment installation and in case of any issues which could have occurred during a product life-time.

Should you need any further information, please do not hesitate to contact us directly, as we look forward to hearing from you!

MDT Team



Table of contents

Refraction Units	
ECO PLUS	4
SMART PLUS	8
EASY	12
PA Phoropter Arms	16
Ophthalmic Chairs	
SC-1 Surgical Table	18
OC-1 Ophthalmic Operator's Chair	19
PC-1 Ophthalmic Patient's Chair	20
Ophthalmic Electric Tables	
COMBO-1	21
COMBO-2	21
MD-1	22
MD-2	22
MD-V	23
MD-3	24
MD-3V	24
MD-3 Lightmed	25
Accessories	26
Ophthalmic Stools	
T-L Premium	27
T-S	27
T-L	27
T-P	27
Strabismus and amblyopia diagnostics & treatment devices	
EH-1 Hess Screen	28
KM-1 Maddox Cross	28
KN-1 Visual Coordinator	29
SW-1 Campbell Stimulator	29
AK-1 Convergence Trainer	30
LA-1 Acoustic Locator	30
CH-1 Cheiroscope	31
Ophthalmic Trial Lens Sets	
BR-260	32
PL-232	33
Ophthalmic Trial Frames	
TF-2	34
TF-4	34
TF-2 Pediatric	34
Universal Dust-protection Covers	
UC-1	35
UC-2	35
UC-3	35
UC-4	35
Consumables	
BioGlo™ Fluorescein sodium ophthalmic strips USP	36
TearFlo™ Sterile tear flow strips (Schirmer test)	37
CRP-90 Chin Rest Papers	38

ECO PLUS

refraction unit

Combines modern design with a full range of extras available, and allows for right- or left- handed setup.



PRODUCT TECH SPEC


- ECO PLUS equipped with electrically elevated COMFORT chair (swivel and reclining systems - optional)
- 2 instruments sliding table top with optional electrical height adjustment
- Auto-refractor, slit lamp DC power supply and adjusting knobs for a slit lamp illumination built-in the table top
- Simple connection of different types of slit lamps: LED / halogen
- Convenient control panel and easily accessible accessories drawer
- Aluminium post with illumination LEDs and chart projector shelf
- Wide selection of upholstery colours available without a surcharge
- Right-handed setup as a standard, left-handed available upon order only
- Steel base powder coated
- EU Declaration of Conformity provided



PA-1000



PA-3000



Control panel



Auxiliary Outlets Panel



Trial Lens Set Drawer



ECO PLUS with COMFORT chair



PREMIUM chair



Reclining system



Left-handed setup



Swivel system



CBS-1000

PRODUCT OPTIONS

- Reclining COMFORT chair 33° ($\pm 1,5^\circ$)
- Swivel COMFORT chair 85° ($\pm 3^\circ$)
- PREMIUM chair with foldable armrests and footrest, electrically elevated, reclining/swivel system built-in
- PA-1000 counterbalanced phoropter arm (equipped with a gas spring)
- PA-3000 linear phoropter arm (with upward/downward chair movement switches built-in)
- Table top electrically elevated equipped with a safety device
- Customised main body colours
- Left-handed setup available upon order only
- Data transfer ports (USB 2.0, RS-232)
- CBS-1000 Control Box Stand
- Ophthalmoscope/retinoscope rack

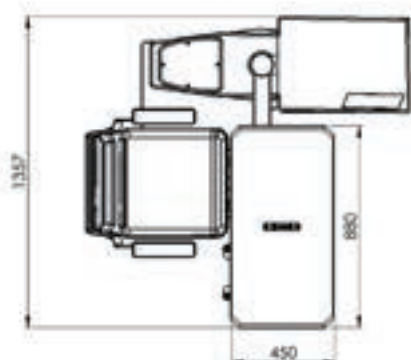
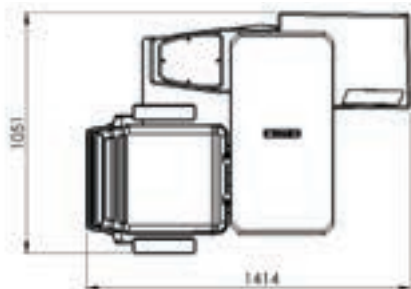
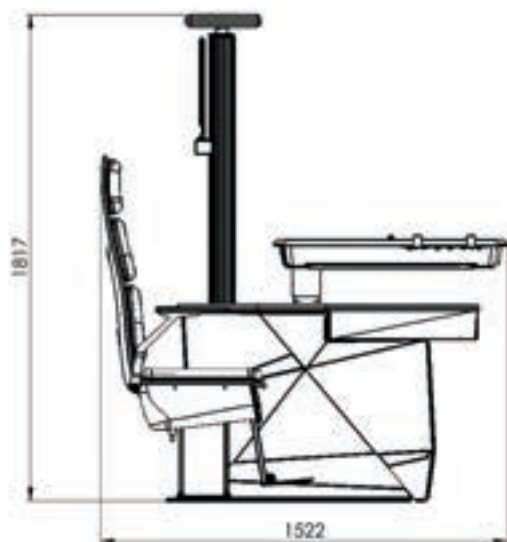
Dimensions	COMFORT CHAIR	PREMIUM CHAIR
Width	1 051 - 1 357mm	1 037 - 1 357mm
Depth (reclined chair, extended table top)	1 414 - 1 522mm (1 885mm)	1 373 - 1 481mm (2 246mm)
Height	1 817mm	
Chair height working range	493 - 693mm	507 - 707mm
Table top dimensions	880 x 450mm	
Table top height (fixed)	878mm	
Table top working range (height adjustable)	878 - 978mm	

Technical specification

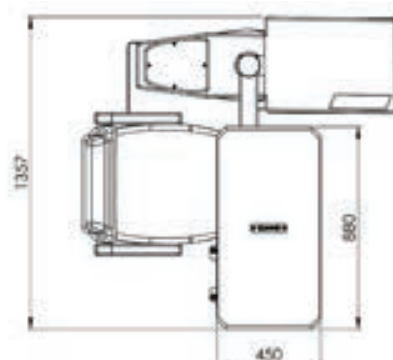
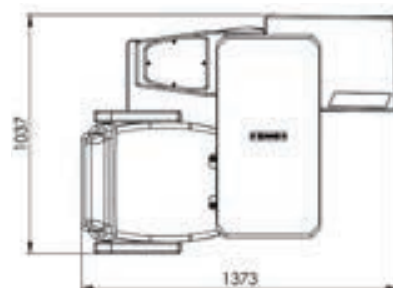
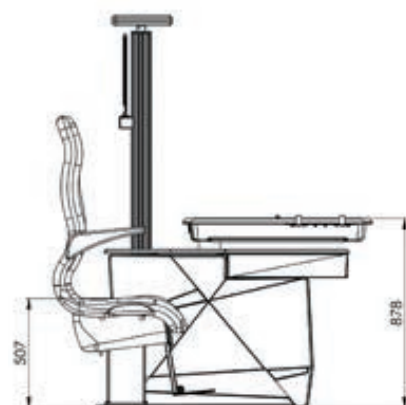
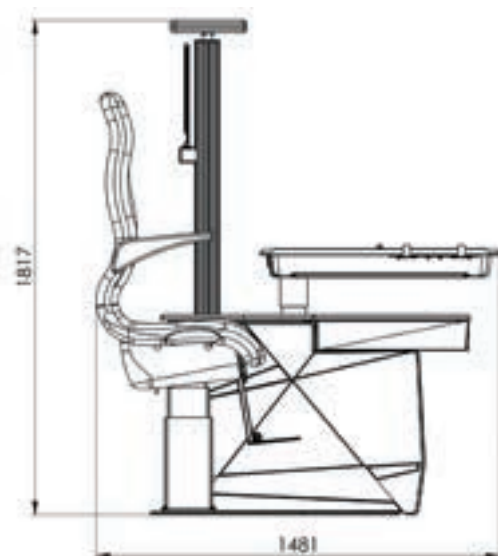
Supply voltage	100-240V AC, 50/60Hz
Power	280VA
LED lamp power	9W
Power supply cord	3m with UniSchuko plug
Max. table top load	50kg
Max. chair load	150kg
Max. power of devices supplied from F-type sockets	450VA
Power supply voltage at the table top sockets (SL/AUX1)	2.5 - 24V DC
Supply current of the slit lamp fixator	0-100mA (LED) or 0-250mA (bulb)
Packaging	1 pallet, 120x80x160cm, ca. 256kg (gross)



ECO PLUS WITH COMFORT CHAIR



ECO PLUS WITH PREMIUM CHAIR



SMART PLUS

refraction unit



Smart design combined with ergonomics and a full range of optional equipment. Offered in right-handed setup only.

- SMART PLUS equipped with electrically elevated COMFORT chair (swivel and reclining systems - optional)
- 2 instruments sliding table top with optional electrical height adjustment
- Auto-refkeratometer, slit lamp DC power supply and adjusting knobs for a slit lamp illumination built-in the table top
- Simple connection of different types of slit lamps: LED / halogen
- Convenient control panel and easily accessible trial lenses tray with pivotal arm
- Diagonal aluminium post with illumination LEDs and chart projector shelf
- Wide selection of upholstery colours available without a surcharge
- Right-handed setup only
- Steel base powder coated
- EU Declaration of Conformity provided

PRODUCT TECH SPEC




PA-1000



Control panel




Auxiliary Outlets Panel



Trial lenses tray with pivotal arm



SMART PLUS with COMFORT chair



PREMIUM chair



Reclining system



COMFORT chair*



Swivel system



CBS-1000

*- with optional reclining and/or swivel systems

PRODUCT OPTIONS

- Reclining COMFORT chair 33° ($\pm 1,5^\circ$)
- Swivel COMFORT chair 85° ($\pm 3^\circ$)
- PREMIUM chair with foldable armrests and footrest, electrically elevated, reclining/swivel system built-in
- PA-1000 counterbalanced phoropter arm (equipped with a gas spring)
- Table top electrically elevated equipped with a safety device
- Customised main body colours
- Data transfer ports (USB 2.0, RS-232)
- CBS-1000 Control Box Stand
- Ophthalmoscope/retinoscope rack

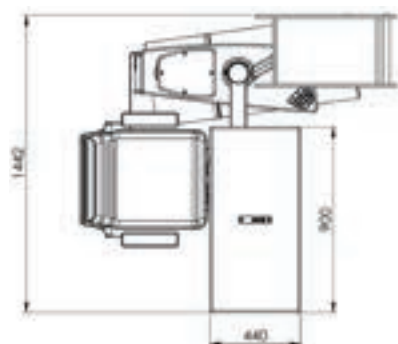
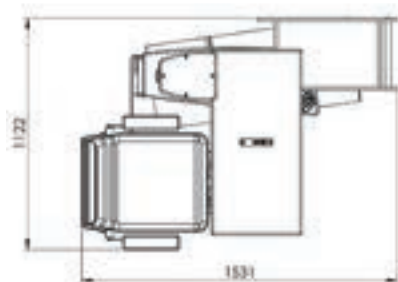
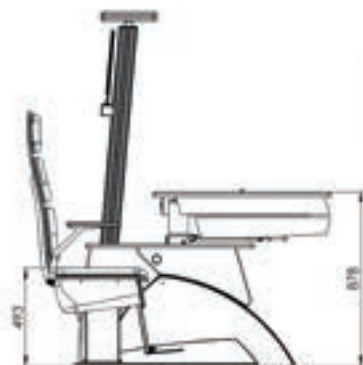
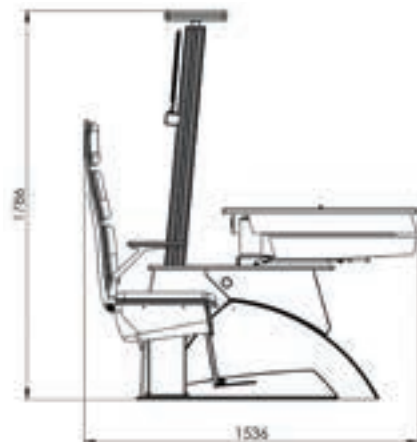
Dimensions	COMFORT CHAIR	PREMIUM CHAIR
Width	1 122 - 1 442mm	1 107 - 1 442mm
Depth (reclined chair, extended table top)	1 531 - 1 536mm (2 289mm)	1 489 - 1 495mm (2 260mm)
Height	1 786mm	
Chair height working range	493 - 693mm	507 - 707mm
Table top dimensions	900 x 440mm	
Table top height (fixed)	878mm	
Table top working range (height adjustable)	878 - 978mm	

Technical specification

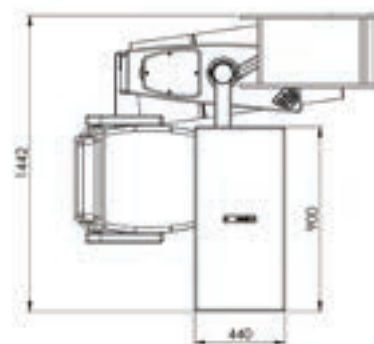
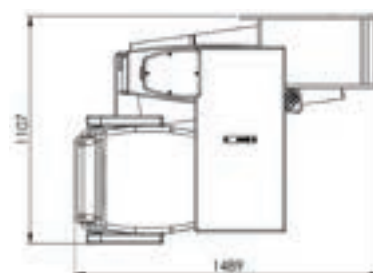
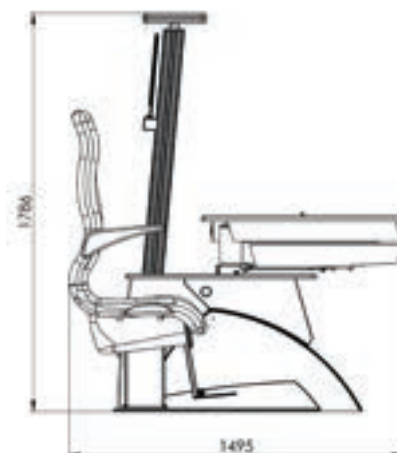
Supply voltage	100-240V AC, 50/60Hz
Power	280VA
LED lamp power	9W
Power supply cord	3m with UniSchuko plug
Max. table top load	50kg
Max. chair load	150kg
Max. power of devices supplied from F-type sockets	450VA
Power supply voltage at the table top sockets (SL/AUX1)	2.5 - 24V DC
Supply current of the slit lamp fixator	0-100mA (LED) or 0-250mA (bulb)
Packaging	1 pallet, 120x80x160cm, ca. 258kg (gross)



SMART PLUS WITH COMFORT CHAIR



SMART PLUS WITH PREMIUM CHAIR



EASY

refraction unit

Basic refraction unit which combines functionality, excellent quality with compact dimensions.



PRODUCT TECH SPEC


- EASY equipped with electrically elevated STANDARD chair (footrest - optional)
- 2 instruments sliding table top with a non-adjustable height
- Simple connection of different types of slit lamps: LED / halogen
- Convenient control panel
- Aluminium post with illumination LEDs and universal chart projector adapter
- Auto-refractor, slit lamp DC power supply and adjusting knobs for a slit lamp illumination built-in the table top
- Wide selection of upholstery colours available with a surcharge (SCURO - grey colour as a standard)
- Easy right- or left-handed onsite setup allowed for Authorised Service Partner only
- Steel base powder coated
- EU Declaration of Conformity provided



PA-1000




PA-3000



Control panel



Auxiliary Outlets Panel



Trial lenses tray with pivotal arm



EASY with STANDARD chair*



Left-handed setup



EASY with COMFORT chair**



Chart projector shelf



COMFORT chair with reclining system**



CBS-1000

*- optional footrest

**-optional trial lenses tray with pivotal arm

PRODUCT OPTIONS

- Footrest for STANDARD chair
- COMFORT chair electrically elevated with armrests, footrest, reclining & swivel systems built-in
- PA-1000 counterbalanced phoropter arm (equipped with a gas spring)
- PA-3000 linear phoropter arm (with upward/downward chair movement switches built-in)
- Wide selection of upholstery colours available with a surcharge (SCURO - grey colour as a standard)
- Trial lenses tray with pivotal arm
- Chart projector shelf
- CBS-1000 Control Box Stand
- Ophthalmoscope/retinoscope rack

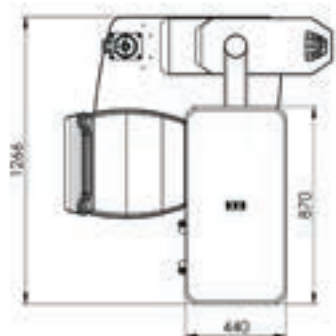
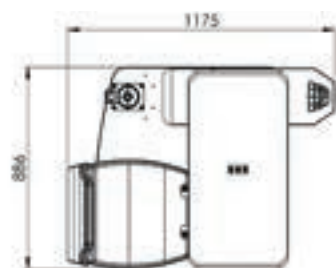
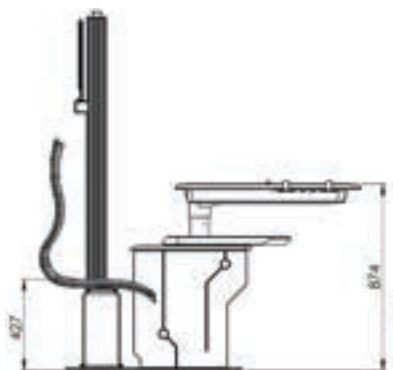
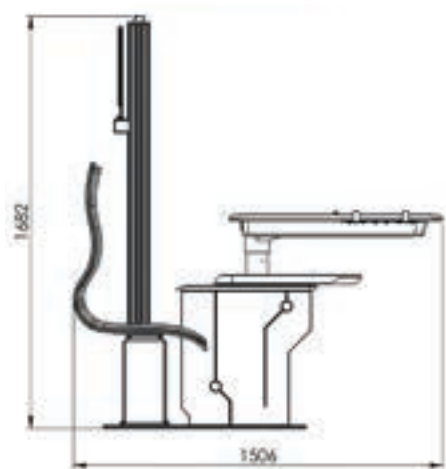
Dimensions	STANDARD CHAIR	COMFORT CHAIR
Width	886 - 1 266mm	972 - 1 266mm
Depth (reclined chair, extended table top)	1 175 - 1 506mm	1 265 - 1 596mm (2 352mm)
Height	1 682mm	1 682mm
Chair height working range	427 - 627mm	493 - 693mm
Table top dimensions	870 x 440mm	
Table top height (fixed)	874mm	
Table top working range (height adjustable)	n/a	

Technical specification

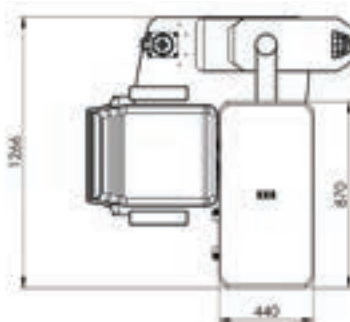
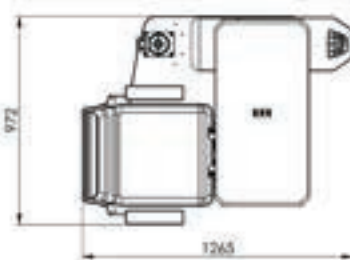
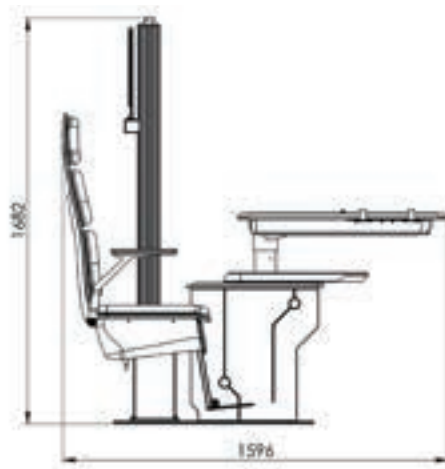
Supply voltage	100-240V AC, 50/60Hz
Power	280VA
LED lamp power	9W
Power supply cord	3m with UniSchuko plug
Max. table top load	50kg
Max. chair load	150kg
Max. power of devices supplied from F-type sockets	450VA
Power supply voltage at the table top sockets (SL/AUX1)	2.5 - 24V DC
Supply current of the slit lamp fixator	0-100mA (LED) or 0-250mA (bulb)
Packaging	1 pallet, 120x80x160cm, ca. 200kg (gross)



EASY WITH STANDARD CHAIR



EASY WITH COMFORT CHAIR



PA-1000

phoropter arm



PRODUCT TECH SPEC

- PA-1000 is a universal mounting platform for a phoropter (manual or automatic)
- PA-1000 with adjustment in all planes provides the best position for the patient and the doctor during the phoropter test and increases the functionality of the refraction unit
- It does not include any electronic components and is operated manually
- Counterbalanced PA-1000, equipped with a gas spring is intended for mounting onto the refraction unit post and is compatible with all the MDT refraction units
- Alternatively, PA-1000 can be wall mounted using an optional mount adapter



Wall mount adapter
(optional)

Dimensions

Length	585mm
Width	76mm
Height	230mm

Technical specification

Max. upward movement range	38°
Max. downward movement range	43°
Operational swivel range	ca. 90°
Net weight	6.5kg
Max. load	15kg
Packaging	1 box; 56x29x18cm; 7.8kg (gross)

PA-3000

phoropter arm



PRODUCT TECH SPEC

- Solid structure and compact shape
- Reliable communication with autophoropter thanks to fully covered wires
- Universal fastening system gives the opportunity to install any type of phoropter
- Chair height adjustment thanks to built-in buttons
- Smooth manual sliding system
- Working angle facilitates to choose the best horizontal position for a patient's examination
- Recommended for all MDT refraction units except SMART PLUS with diagonal aluminium post

Dimensions

Length	470 - 1083mm
Width	130mm
Height	204mm

Technical specification

Possible swivel range	±15°
Number of control buttons	2
Total length of connection cable with NS39-G3 plug	3.5m
Net weight	7.8kg
Max. load	15kg
Packaging	1 box; 54x30x21cm; 9kg (gross)

SC-1

surgical table



PRODUCT TECH SPEC

- Full range of patient's positioning (from sitting to lying) and Trendelenburg position what gives unprecedented opportunity to position the patients at any age in a comfortable way
- A unique design of the headrest gives the surgeon precise control over the patient's head during surgical procedures
- Detachable armrests and cushioning supports, as well as stainless steel push handles
- Ease of movement around the operation theatre
- Central locking gear which assures stability during the surgery
- AC/DC power supply operated
- IV pole (option)
- A selection of non-stitched upholstery available without a surcharge

Technical specification

Height adjustment range	600 - 750mm
Trendelenburg position	ca. 15°
Max. load capacity	150kg
Supply voltage	100-240V AC, 50/60Hz
Battery pack	24V, 12Ah
Battery charging	24V \pm 0.5V, 1.2A
Working time	up to 40h
Packaging	1 pallet; 120x80x160cm; 164kg (gross)

Dimensions

Length (flattened)	1740 - 1840mm
Length (sitting position)	1120mm
Width	874mm
Height	1240 - 1390mm



OC-1

ophthalmic operator's chair



PRODUCT TECH SPEC

OC-1 has been designed to ensure maximum comfort and functionality for the ophthalmic surgeons during cataract surgery and other procedures. It has been equipped with electrically elevated seat and ergonomically positioned foot switch for upward/downward movement, as well as manually adjustable backrest and armrests. A robust base has been equipped with 3 heavy-duty castors for easy movement around the operation theatre, as well as with foot operated castor break, and manually operated locking system. Battery pack has been provided.

Technical specification

Height adjustment range	550 - 750mm
Arm supports rotation range	up to 126°
Armrest height adjustment	78mm
Backrest height adjustment	75mm
Backrest forward/backward adjustment	55mm
Supply voltage	100-240V AC, 50/60Hz
Battery pack	24V, 2.2Ah
Battery charging	24V \pm 0.5V, 1.2A
Working time	up to 20h
Packaging	1 pallet; 120x80x160cm; 85kg (gross)

Dimensions

Width	885 - 1015mm
Depth	740mm
Height	835 - 1110mm



PC-1

Ophthalmic Patient's Chairs

PC-1 COMFORT



PC-1 PREMIUM



PRODUCT TECH SPEC

PC-1s have been designed to ensure maximum comfort for both, the patients and the doctors/opticians during examinations. Among the others the main advantages of the PC-1 (COMFORT & PREMIUM) are:

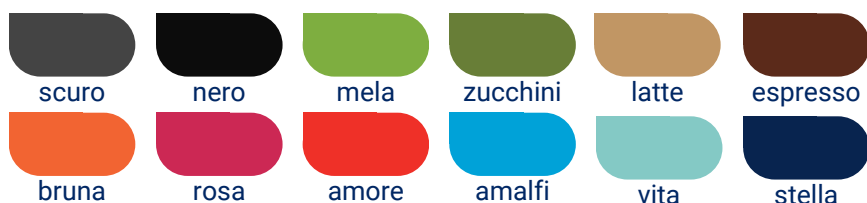
- increased patient's comfort due to high quality, comfortable seat equipped with foldable armrests and footrest
- easy height adjustment thanks to the convenient foot switch
- stability and safety provided due to solid base applied
- improved professional look & design of the treatment room thanks to a wide selection of excellent upholstery available without a surcharge

Technical specification

Supply voltage	100-240V AC, 50/60Hz
Chair max. load	150kg
Packaging	1 pallet; 120x80x160cm; 100kg (gross)

Dimensions

	PC-1 COMFORT	PC-1 PREMIUM
Width	648mm	620mm
Depth	986 - 1236mm	986 - 1208mm
Height	1293 - 1493mm	1352 - 1552mm
Seat height working range	502 - 702mm	508 - 708mm



COMBO series

ophthalmic electric tables

Designed for installation of various ophthalmic devices such as: slit lamps, auto-refkeratometers, non-contact tonometers, perimeters, etc. MDT tables allow the patients in wheelchairs to be examined quickly and comfortably. MDT ophthalmic tables have been equipped with: single MDT multi-voltage (100-240V AC) electric telescopic column made of anodised aluminium, table top made of MDF (medium-density fibreboard) varnished with high quality, wear-resistant polyurethane coatings; powder coated steel base, and either 4 lockable castors Ø75mm (MD series) or 2 castors Ø50mm & 2 screw-in foot (COMBO-1, COMBO-2).

COMBO-1



COMBO-2



Technical specification

	COMBO-1	COMBO-2
Table top dimensions	660x460mm	860x460mm
Table top height working range	596 - 846mm	
Max. table top load	65kg	
Supply voltage	100 - 240V AC, 50/60Hz	
Net weight	31.6kg	33.6kg
Packaging	2 boxes; 18.2kg, 77x52x29cm; 19.4kg, 77x52x13cm	2 boxes; 21.2kg, 91x52x29cm, 19.4kg, 77x52x13cm

MD series

ophthalmic electric tables

MD-1



MD-2



Technical specification


	MD-1	MD-1 iProfiler*	MD-1 YAG/SLT	MD-2	MD-2 1000x500*	MD-2 PC/OSA	MD-V
Table top dimensions	660x460mm	600x500mm	800x460mm	860x430mm	1 000x500mm	900x500/430mm	1 040x553mm
Table top height working range	661 - 911mm						
Net weight	25kg	25kg	26kg	26.4kg	28kg	27kg	27.8kg
Max. table top load	65kg						
Supply voltage	100 - 240V AC, 50/60Hz						
Packaging	1 box; 29kg, 77x52x29cm	1 box; 28.4kg, 77x53x30cm		2 boxes; 17kg, 91x51x13cm; 24kg, 77x52x29cm	2 boxes; 11kg, 105x54x11cm, 24kg, 77x52x29cm		2 boxes; 11kg, 111x65x12cm, 24kg, 77x52x29cm

*- ask MDT team for the details

MD series

ophthalmic electric tables

MD-V



MD-1 YAG/SLT



MD-2 PC/OSA



Technical specification

	MD-1	MD-1 iProfiler*	MD-1 YAG/SLT	MD-2	MD-2 1000x500*	MD-2 PC/OSA	MD-V
Table top dimensions	660x460mm	600x500mm	800x460mm	860x430mm	1 000x500mm	900x500/430mm	1 040x553mm
Table top height working range	661 - 911mm						
Net weight	25kg	25kg	26kg	26.4kg	28kg	27kg	27.8kg
Max. table top load	65kg						
Supply voltage	100 - 240V AC, 50/60Hz						
Packaging	1 box; 29kg, 77x52x29cm	1 box; 28.4kg, 77x53x30cm		2 boxes; 17kg, 91x51x13cm; 24kg, 77x52x29cm	2 boxes; 11kg, 105x54x11cm, 24kg, 77x52x29cm		2 boxes; 11kg, 111x65x12cm, 24kg, 77x52x29cm

*- ask MDT team for the details

MD series


ophthalmic electric tables

MDT tables equipped with 2 MDT multi-voltage (100-240V AC) electric telescopic columns allow for installation up to 3 ophthalmic devices. Standard tech spec: table top made of MDF (medium-density fibreboard) varnished with high quality, wear-resistant polyurethane coatings; 2 powder coated steel bases, 4 lockable castors Ø75mm.

MD-3



MD-3V



MD series

ophthalmic electric tables

MD-3 Lightmed®



Technical specification

	MD-3	MD-3V	MD-3 Lightmed®
Table top dimensions	1240x550mm	1 040x420mm	1 000x420mm
Table top height working range	608 - 908mm	608 - 908mm	608 - 908mm
Net weight	42kg	32.4kg	
Max. table top load	90kg	90kg	90kg
Packaging	2 boxes;	2 boxes;	2 boxes;
	26kg, 128x58x11cm; 22kg, 57x50x32cm	18kg, 160x65x12cm; 22kg, 57x50x32cm	20kg, 104x55x10cm; 31kg, 92x21x37cm

MD series

electric tables options



Table top colour of your choice (RAL/NCS)



Printer shelf (430x490mm)

Please note that while adding printer shelf a standard base will be changed respectively as presented in the picture (2 castors, 2 screw-in foot)



Extension lead (C13/UniSchuko)



Power cord with non-UniSchuko plug
(A, B, C, D, G, H, I, K, L, M, N, O)



Additional device power cord (C13/C14)



Cable management basket

T series

ophthalmic stools

T-L Premium

T-L Premium have been designed to provide the doctors and the opticians performing long-lasting examinations in a sitting position with a maximum comfort. Seat with a pneumatic height adjustment and tilting backrest. Wide selection of upholstery colours available without a surcharge*. Base dia. 500mm, chrome finished, equipped with castors. Lower seat: 53-73cm, taller seat: 61-87cm.

Packaging: 1 box, 54x54x31cm, weight 19.4kg (gross)



T-S

T-S stools have been designed in an ergonomic shape of saddle as well as equipped with pneumatic height and manual tilt control. Base dia. 500mm, chrome finished, equipped with castors, offered in black colour only. Lower seat: 47-67cm, taller seat: 55-81cm.

Packaging: 1 box, 54x54x32cm, weight 10.8kg (gross)



T-L

T-L stools have been equipped with specially formed doctor's seat with an ergonomic half-backrest and pneumatic height control. Thanks to lightweight T-L allows for a comfortable movement among the ophthalmic devices installed at doctor's surgery. Base dia. 500mm, chrome finished, equipped with castors. Offered in black colour and with stamp-formed MDT logo only. Lower seat: 46-66cm, taller seat: 54-80cm.


Packaging: 1 box, 55x48x30cm, weight 9.2kg (gross)



T-P

T-P stools have been designed for the patients and equipped with round and flat seat with a pneumatic height control. Base dia. 500mm, chrome finished, equipped with 5 fixed plastic foot in order to provide the patients with a safety during the examinations. Wide selection of upholstery colours available without a surcharge*. Lower seat: 44-64cm, taller seat: 52-78cm.

Packaging: 1 box, 55x48x29cm, weight 7.6kg (gross)



Strabismus and amblyopia


diagnostics & treatment devices

EH-1 Hess Screen

EH-1 (Hess Screen) is a diagnostic device used to test eye muscle coordinometry. Testing with EH-1 is based on the detection of a false location for the action of the paralysed muscle. The test is most commonly used in paralytic strabismus and muscle paralysis and paresis.

EH-1 takes the form of an array - a graph of intersecting parabolic lines of a strictly fixed shape, forming a grid. At the intersection of the lines, 25 test points in the form of green LEDs were applied. The patient's task is to indicate individual points displayed in random order by the doctor.

Packaging: 1 box, 102x92x9cm, weight 8.8kg (gross)



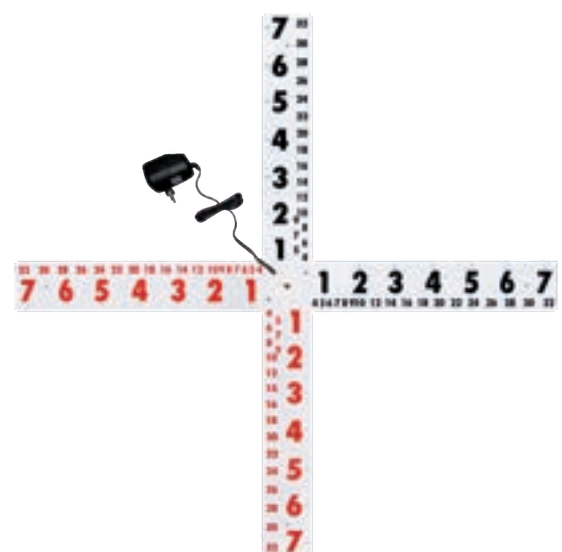
KM-1 Maddox Cross

KM-1 (Maddox Cross) is a medical device intended for diagnosing strabismus disease and other eye disorders:

- latent strabismus with the use of the Maddox rods,
- size of the objective angle in manifest strabismus,
- gamma angle,
- retinal correspondence.

KM-1 has the shape of a cross consisting of 4 arms with numerical scales. There is a light (LED) in the centre of the connector/plate, which is the zero point. The different graduation intervals correspond to arc degrees: the larger scale is used for testing from a distance of 5 m, and the smaller scale is used for testing from a distance of 1 m.

Packaging: 1 box, 66x17x14cm, weight 1.6kg (gross)



Strabismus and amblyopia

diagnostics & treatment devices

KN-1 Visual Coordinator

KN-1 (Visual Coordinator) is a medical device used to treat visual impairment. KN-1 is a medical device designed for exercises aimed at obtaining central fixation of vision and training of correct macular localization together with eye-hand coordination, which simultaneously improves vision. Exercises on KN-1 should be used for monocular visual impairment. The degree of visual impairment is irrelevant. KN-1 uses the Haidinger phenomenon, which can only be observed with a macula. The macula has a radial arrangement of retinal fibers and contains a yellow pigment, which makes perception of this phenomenon possible. KN-1 consists of a stable body with a forehead support with magnifying glass, a set of optotype discs, and a power supply. In the rear part of the device there are knobs to adjust the speed, brightness and a switch to change the direction of movement of the optical module disc to the left or right. KN-1 is one of the devices used in the Cüpper method for treatment of amblyopia, but it can also be used in conjunction with other devices (combined exercise).

Contraindications:

Exercises with the KN-1 should be performed with special care in eccentric fixation, especially established in children over 6 years of age. There are unknown contra-indications to the use of the Haidinger phenomenon in these cases; it is only recommended that these exercises be performed skilfully in order to properly normalize the retina and regain macular, primary visual direction. Exercises must be performed under the supervision of an ophthalmologist or an orthoptist.

Packaging: 1 box, 47x36x32cm, weight 7kg (gross)





SW-1 View Stimulator

SW-1 (Campbell Stimulator) is a medical device for the treatment of visual impairment based on the concept of active and controlled stimulation of the patient's eye. The rotating stripes provide simple stimuli that stimulate the retina spatially and locally. SW-1 was designed to activate the cells of the cerebral cortex and simultaneously the entire visual system. SW-1 consists of a sturdy body, a set of discs with stripes, a set of slides, a set of colourful, easily erasable markers, and an AC adapter. The stimulator's exercise plane is a background on which a circular test with high contrast stripes is placed, with a slide applied over it.

Contraindications:

In some cases, patient's vision may improve rapidly, so it is important to follow diagnostic standards before exercise and to evaluate the effects of therapy to avoid persistent diplopia. In cases where obstruction treatment is contraindicated, this method should not be used. Caution should be exercised in children older than 8 years of age, mainly for patients with diagnosed eccentric fixation. Pleoptic exercises should then be incorporated and the type of fixation carefully monitored once a week. Exercises should only be performed under the supervision of an ophthalmologist or an orthoptist.

Packaging: 1 box, 47x36x26cm, weight 6.8kg (gross)



Strabismus and amblyopia

diagnostics & treatment devices

AK-1 Convergence Trainer

AK-1 (Convergence Trainer) is a medical device used to improve convergence. Convergence exercises are being performed before and after surgery. Before surgery, the exercises are used to strengthen convergence to prevent secondary deficiency after surgery. Sometimes convergence exercises are used as a supplement to orthoptic exercises, in cases which do not require surgery, e.g. in convergence deficiency, severe exophoria, intermittent divergent strabismus. AK-1 consists of a stable base with two brackets and a guide with a handle on which a spiral disc is placed. The device takes advantage of Bangerter's idea by using an Archimedes spiral, through which a strong convergence stimulus is obtained.

Contraindications:

If orthoptic exercises are used in patients with insufficient motor fusion, there is a danger of developing double vision. Occasionally, an accommodative spasm may develop due to excessive convergence exercises or too much control of high-angle divergent strabismus. Exercises should only be performed under the supervision and as directed by an ophthalmologist or an orthoptist.

Packaging: 1 box, 78x42x27cm, weight 7.6kg (gross)



LA-1 Acoustic Locator

LA-1 (Acoustic Locator) is a medical device used to improve the function of binocular vision. LA-1 is a medical device used for location exercises in the treatment of vision impairment with the use of hearing. The purpose of the exercises is to improve visual acuity, consolidate central fixation, and practice proper localization and eye-hand coordination. LA-1 consists of a stable body with an inclined top on which one of the metal plates with pictures of different widths of outline is placed, a power supply and a stylus which the patient moves along the outline of the picture. There is a potentiometer on the back of the device to adjust the volume of the audible signal that sounds when the patient moves the pointer beyond the contour line. LA-1 is one of the devices used in the Cüpper method for treatment of amblyopia, but it can also be used in conjunction with other devices (combined exercise).

Contraindications:

Exercises should only be performed under the supervision and as directed by an ophthalmologist or an orthoptist.

Packaging: 1 box, 37x36x20cm, weight 4.6kg (gross)



Strabismus and amblyopia

diagnostics & treatment devices

CH-1 Cheiroscope

CH-1 (Cheiroscope) is a medical device used to improve the function of binocular vision. Exercises with CH-1 are used in heterophoria, in minor manifest strabismus, in periodic strabismus, and in disorders of binocular visual function. CH-1 consists of a sturdy body with a convenient forehead support and sheet mount, two 6.0D trial lenses, a mirror, and a set of exercise cards with the pictures. It allows right-handed or left-handed patients to practice comfortably, thanks to the change the of tilt of the CH-1 by using the bracket under the body and rotation of the forehead support by 180°.



Contraindications:

The prerequisite for starting the exercises is good visual acuity in both eyes, not less than 0.8 in the weaker eye, and adequate maturity of the patient. Exercises should not be performed by the patients who have been diagnosed with a lack of fusion and with a large angle of strabismus. Exercises should only be performed under the supervision of an ophthalmologist or an optometrist.

Packaging: 1 box, 50x35x32cm, weight 5kg (gross)

Ophthalmic Trial Lens Sets

BR-260

39 pairs of concave (-) spheres and 39 pairs of convex (+) spheres with a power of:

- 0.25D to 6.00D in 0.25D steps
- 6.50D to 10.00D in 0.50D steps
- 11.00D to 14.00D in 1.00D steps
- 16.00D, 18.00D, 20.00D

20 pairs of concave (-) cylinders and 20 pairs of convex (+) cylinders with a power of:

- 0.25D to 4.00D in 0.25D steps
- 4.50D to 6.00D in 0.50D steps

14 prisms Δ :

- 0.50D (x2)
- 1.00D (x2)
- 2.00D (x2)
- 3.00D (x2)
- 4.00D (x2)
- 5.00D
- 6.00D
- 8.00D
- 10.00D

Accessories:

- BL Occluder
- PH Pinhole (x2)
- SS Stenopeic Slit
- MR Maddox white
- CL Crossed Line
- PL Plano Lens (0D)
- GF Green Filter
- RF Red Filter
- CC Cross Cylinder (-0.50D) with handle grip



	BR-260	PL-232
Concave (-) Sphere	78	68
Convex (+) Sphere	78	68
Concave (-) Cylinder	40	38
Convex (+) Cylinder	40	38
Prisms	14	10
Accessories	10	10
Net weight	6kg	5kg

All the lenses have been made of mineral glass Ø36mm, fitted in copper alloy rims Ø38mm, cylinders clearly marked. Additionally, the axis of the cylinder is aligned with the lens holder, which facilitates work in a dark room. The whole set has been placed in a portable carry case.

Packing: 1 box; 57x39x11cm, weight 6.8kg (gross)

Ophthalmic Trial Lens Sets

PL-232

34 pairs of concave (-) spheres and 34 pairs of convex (+) spheres with a power of:

- 0.12D
- 0.25D to 4.00D in 0.25D steps
- 4.50D to 7.00D in 0.50D steps
- 8.00D to 16.00D in 1.00D steps
- 18.00D, 20.00D

19 pairs of concave (-) cylinders and 19 pairs of convex (+) cylinders with a power of:

- 0.12D
- 0.25D to 3.50D in 0.25D steps
- 4.00D, 4.50D, 5.00D, 6.00D

10 prisms Δ :

- 1.0D
- 2.0D
- 3.0D
- 4.0D
- 5.0D
- 6.0D
- 7.0D
- 8.0D
- 9.0D
- 10.0D

10 accessory lenses:

- BL Occluder (x2)
- PH Pinhole (1.0)
- PH Pinhole (1.5)
- SS Stenopeic Slit
- MR Maddox white
- FL Frosted Lens
- PL Plano Lens (0D)
- GF Green Filter
- RF Red Filter
- CC Cross Cylinder (-0.50D) with handle grip



All the lenses have been made of mineral glass Ø25mm, fitted in ABS rims Ø38mm, cylinders clearly marked. The whole set has been placed in a portable carry case.

Packing: 1box; 57x39x11cm, weight 5.6kg (gross)

	BR-260	PL-232
Concave (-) Sphere	78	68
Convex (+) Sphere	78	68
Concave (-) Cylinder	40	38
Convex (+) Cylinder	40	38
Prisms	14	10
Accessories	10	10
Net weight	6kg	5kg

Ophthalmic Trial Frames

TF-2

Light-weight trial frame designed to be used with both, adults and children (two different size nose rests included), assures full adjustment against nose and ears position.



TF-4

Solid trial frame designed to be used with adults, assures full adjustment against nose and ears position.



TF-2 Pediatric

Trial frame with special, adjustable nose pads perfect for examination of children. It's characterised by high durability & excellent quality.



	TF-2	TF-4	TF-2 Pediatric
Weight	63g	79g	48g
PD adjustment range (pupil spacing)	50 - 80mm	48 - 80mm	48 - 60mm
Step of the axis scale	5°	5°	5°
Range of lens rotation	0 - 180°	0 - 180°	0 - 180°
Temple tips angle adjustment range	±10°	±10°	±15°
Vertex distance adjustment range	0 - 13mm	0 - 10mm	n/a
Nose pad adjustment range	0 - 23mm	0 - 12mm	0 - 4mm
Max. quantity of trial lenses	5	4	4
Packaging	1box; 0.2kg, 18x10x6cm		

Universal Dust-protection Covers

UC-1

Universal dust-protection cover, made of high-quality fabrics, dedicated for 2 ophthalmic instruments.
Customer's logo available as an option with a surcharge.

Dimensions*: W 75cm x H 55cm x D 45cm



UC-2

Universal dust-protection cover, made of high-quality fabric, dedicated for 1 ophthalmic instrument (e.g. Haag-Streit type slit lamps and the others).
Customer's logo available as an option with a surcharge.

Dimensions*: W 40cm x H 70cm x D 30cm



UC-3

Universal dust-protection cover, made of high-quality fabric, dedicated for 1 ophthalmic instrument (e.g. Zeiss type slit lamps, autorefractometers/topographers, puff-tonometers, etc.).
Customer's logo available as an option with a surcharge.

Dimensions*: W 45cm x H 45cm x D 27cm



UC-4

Universal dust-protection cover, made of high-quality fabric, dedicated for chart projectors A-scans, pachymeters, etc.
Customer's logo available as an option with a surcharge.

Dimensions*: W 27cm x H 20cm x D 40cm



*W - width, H - height, D - depth

Consumables

BioGlo™ Fluorescein sodium ophthalmic strips USP

BioGlo™ is the best-known brand in the diagnostics of ocular surface. It has been well accepted and recognised as the leading diagnostic aid on the ophthalmic market. BioGlo™ strips are being used to diagnose tear film disorders. Fluorescein stains corneal epithelial defects and penetrate through these defects into the intercellular space, thus showing the dead epithelial cells and exposed basement membrane of the cornea.

Fluorescein test strips are being used to examine patient's cornea and conjunctiva using a slit lamp with a blue filter on. Furthermore, fluorescein is widely used in measuring intraocular pressure using applanation tonometry to evaluate hard contact lens fitting, and to evaluate break-up time (B.U.T.).



Parameter measured:

- Number of punctate dye spots corresponding to defects in the surface of the cornea

Method of a performance:

- Cobalt filter is switched in the slit lamp
- One strip that has been pre-wetted with physiological saline solution is being placed in the lower fornix of the conjunctival sac for a short time
- The patient is asked to blink the eyes several times to spread fluorescein
- Intensively stained fluorescein spots in the palpebral fissure are being counted

Results interpretation:

- 0 spots showing uniform distribution of fluorescein - normal result
- >10 spots or diffuse fluorescein staining through the epithelial defects - pathological result

Available unit packagings:

- 100 pcs. or 300 pcs. sterile, single use, individually wrapped strips

Consumables

TearFlo™ Sterile tear flow test strips (Schirmer test)

TearFlo™ is being used to evaluate tear secretion - Schirmer test. More than 15 mm wetting of a graduated strip folded at a given notch over a 5-minute period of examination with eyes closed has been considered as a normal tear secretion. Wetting values less than 10 mm are being considered as hyposecretion. Schirmer test is the oldest method available for Dry Eye Disease diagnosis.



Method of a performance:

A test to be performed in a room with a dimmed light, without a draught and without pressure sources in the field of vision. Patient is advised to look straight ahead or slightly upward and not to force himself/herself to blink the eyes. Tearfluid should be removed from the lower fornix using a gauze swab before paper strips are placed. Strip should be bent at the notch on the marked end using forceps and inserted in the lower part of the conjunctival sac at 1/3 of length of the lid margin on the outer side. Strip should be removed from the conjunctival sac after 5 minutes and the amount of wetting of the filter paper section will be measured in millimetres from the place of bending.

Results interpretation:

- >15 mm - normal result
- 10 - 15 mm - indicates an initial deficit
- 5-10 mm - advanced tear deficit
- <5 mm - severe tear deficit (advanced DES/DED)

Available unit packagings:

- 100 pcs. sterile, single use, individually wrapped strips

Consumables

CRP-90 Chin Rest Papers


1 000 pcs. of rectangular, disposable papers for use with various ophthalmic devices with 90mm pin distance e.g.: Topcon, Nidek, Oculus , Canon, Tomey, Rodenstock, Shin Nippon, Takagi, CSO, Haag-Streit, Reichert, Zeiss

- convenient and recyclable packaging
- provide comfort and cleanliness for both, the patients and the doctors/opticians
- manufactured in the EU with high quality raw material





Handwriting practice lines consisting of 20 horizontal dashed blue lines.



General terms and conditions:

- distributors' purchase prices for export and intra-EU supplies (VAT 0%) are available upon request,
- all the prices have been quoted in EUR currency on EXW 30383 Krakow, Poland (EU) and 100% prepayment conditions
- the colours of table tops for MD series ophthalmic tables can be chosen according to RAL/NCS palette
- thanks to new rigid, compact cardboard boxes MDT offers competitive cost of delivery within the EU
- dropshipping is available: direct shipping from MDT plant in Poland to your customer within the EU
- apart from the above presented devices MDT offers contract manufacturing and customised design

If you need any additional information please let us know, we will be delighted to provide you with further details.



MDT sp. z o.o.
ul. Skosna 12A
30-383 Krakow
Poland (EU)

Office hours: MON-FRI 8:00 - 16:00 hrs CET

+48 12 655 30 65

office@mdt.pl

www.mdt.pl/en

[linkedin.com/company/mdt-medical-devices-manufacturer](https://www.linkedin.com/company/mdt-medical-devices-manufacturer)

