

SIMMONS CITRATE AGAR

Differential medium for enterobacteria identification.

TYPICAL FORMULA	(g/l)
Magnesium Sulfate	0.2
Ammonium Dihydrogen Phosphate	1.0
Dipotassium Phosphate	1.0
Sodium Citrate	2.0
Sodium Chloride	5.0
Brom Thymol Blue	0.08
Agar	15.0

Final pH = 6.8 ± 0.2 at 25 °C.

DIRECTIONS

Suspend 24.3 g of powder in 1 liter of distilled or deionized water. Heat to boiling until completely dissolved. Dispense into final tubes and sterilize in the autoclave at 121°C for 15 minutes. Allow the medium to solidify in a slant position.

DESCRIPTION

SIMMONS CITRATE AGAR is recommended for the differentiation and identification of *Enterobacteriaceae* on the basis of citrate utilization.

TECHNIQUE

Inoculate the medium with the specimen by stabbing the butt and streaking the slope. Incubate at 36 ± 1 °C for 24-48 hours. Organisms able to utilize ammonium dihydrogen phosphate and sodium citrate as the sole sources of nitrogen and carbon respectively will grow on this medium and produce an alkaline reaction as evidenced by a change in the color of the bromthymol blue indicator from green (neutral) to blue (alkaline).

QUALITY CONTROL

Dehydrated medium

Appearance: free-flowing, homogeneous.

Color: yellow, may have green tinge.

Prepared medium

Appearance: slightly opalescent, may have a slight precipitate.

Color: forest green.

Incubation conditions: 36 ± 1°C for 24-48 hours.

Microorganism	ATCC	Growth	Characteristics
<i>Escherichia coli</i>	25922	inhibited	
<i>Enterobacter aerogenes</i>	13048	good	blue
<i>Salmonella typhimuriums</i>	14028	good	blue
<i>Salmonella typhi</i>	19430	good	green

STORAGE

The powder is very hygroscopic: store the powder at 10-30 °C, in a dry environment, in its original container tightly closed and use it before the expiry date on the label or until signs of deterioration or contamination are evident.

Store prepared tubes at 2-8 °C.



LIOFILCHEM s.r.l.

Via Scozia, Zona Ind.le - 64026, Roseto D.A. (TE) - ITALY

Phone +390858930745 Fax +390858930330

Website: www.liofilchem.net E-mail: liofilchem@liofilchem.net



REFERENCES

1. Ewig W.H. and Edwards P.R. (1960). Bull. Bact. Nomen. And Taxon. **10**:1-12.
2. American Public Health Association (1981). Standard Methods for the Examination of Water and Wastewater, 15th ed. APHA Inc, Washington DC.
3. Matsen J.M., and Sherris J.C. (1969) Appl. Microbiol. **18**: 452-454.

PRESENTATION









Product	REF	
SIMMONS CITRATE AGAR (20.5 l)	610046	500 g
SIMMONS CITRATE AGAR (4.1 l)	620046	100 g

TABLE OF SYMBOLS

LOT Batch code	 Caution, consult accompanying documents	 Manufacturer	 Contains sufficient for <n> tests	IVD <i>In Vitro</i> Diagnostic Medical Device
REF Catalogue number	 Fragile, handle with care	 Use by	 Temperature limitation	 Keep away from heat source



LIOFILCHEM s.r.l.

Via Scozia, Zona Ind.le - 64026, Roseto D.A. (TE) - ITALY

Phone +390858930745 Fax +390858930330

Website: www.liofilchem.net E-mail: liofilchem@liofilchem.net

