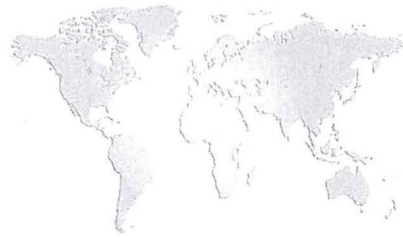


CERTIFICATE



EN ISO 13485:2016

DEKRA Certification GmbH hereby certifies that the organization

JOTEC GmbH

Scope of certification:

Development, manufacturing, and distribution of medical devices for the treatment of vascular diseases.

Distribution of medical devices for the treatment of cardiovascular diseases

Manufacturing of Matricart and Vascular Grafts.

Certified location:

Lotzenäcker 23, 72379 Hechingen, Germany
(further locations see annex)

has established and maintains a quality management system according to the above mentioned standard. The conformity was adduced with audit report no. 50736-Z6-00.

Certificate registration no.:	50736-14-01	Certificate valid from:	2021-03-27
Validity of previous certificate:	2021-03-26	Certificate valid to:	2024-03-26



Ruth Delbeck-Bayer
DEKRA Certification GmbH, Stuttgart, 2021-03-24



Annex to the Certificate No. 50736-14-01

Revision status: 0

valid from 2021-03-27 to 2024-03-26

The following locations / companies belong to the certificate above:

	Headquarter	Certified location	Scope of certification
	JOTEC GmbH	Lotzenäcker 23 72379 Hechingen Germany	Development, manufacturing, and distribution of medical devices for the treatment of vascular diseases. Distribution of medical devices for the treatment of cardiovascular diseases. Manufacturing of Matricart and Vascular Grafts.
	at the following locations / at the companies at the following locations		Scope of certification
1.	JOTEC GmbH	Lotzenäcker 25 72379 Hechingen Germany	Development, manufacturing, and distribution of medical devices for the treatment of vascular diseases. Manufacturing of stent springs. Storage of medical devices. Laboratories for quality control and microbiology.
2.	JOTEC GmbH	Im Etzental 64-4 72379 Hechingen Germany	Preparation and testing of yarns used in the knitting and weaving of vascular prostheses. Raw materials warehouse



Ruth Delbeck-Bayer
DEKRA Certification GmbH, Stuttgart, 2021-03-24

EC CERTIFICATE

for the Quality Assurance System



according the Directive 93/42/EEC,
Annex II excluding section (4)

As a Notified Body of the European Union, DEKRA Certification GmbH certifies, that the company

JOTEC GmbH

Lotzenäcker 23, 72379 Hechingen, Germany

applies a quality assurance system according to the Directive 93/42/EEC Annex II for the medical devices listed in the annex. The approval is based on the result of the recertification audit report no. 50736-Z6-00, the decision dated 2021-03-24 and is only valid in connection with the successful performance of the annual surveillance audits.

This certificate is valid from 2021-03-24 to 2024-05-26

Registration No.: 50736-16-08



Ruth Delbeck-Bayer
DEKRA Certification GmbH Stuttgart; 2021-03-24
Notified Body ID-number: 0124



Benannt durch/Designated by
Zentralstelle der Länder
für Gesundheitsschutz
bei Arzneimitteln und
Medizinprodukten
www.zlg.de
ZLG-BS-295.10.02

Annex to the EC Certificate No. 50736-16-08

Revision status: 0

Valid from 2021-03-24 to 2024-05-26

Devices/device categories included in the certificate:

Class II a:

- E-wire Guide Wire
- E-xpand Stent Graft Balloon Catheter

Class II b:

- FlowLine Bipore ePTFE Vascular graft
- E-liac Stent Graft System
- E-ventus BX Peripheral Stent Graft System

Class III:

- Textile vascular grafts: FlowWeave, FlowNit, FlowWeave Bioseal, FlowNit Bioseal
- FlowLine Bipore Heparin ePTFE Vascular graft
- E-vita thoracic 3G Stent Graft System
- E-vita open plus Stent Graft System
- E-tegra Stent Graft System
- E-nside TAAA Multibranch Stent Graft System
- E-nya Thoracic Stentgraft System
- E-vita OPEN NEO

For the placing on the market of class III devices covered by this certificate an EC design-examination certificate according to directive 93/42/EEC annex II (4) is required.




Ruth Delbeck-Bayer
DEKRA Certification GmbH, Stuttgart, 2021-03-24
Notified Body ID-number: 0124

DEKRA Certification GmbH * Handwerkstraße 15 * D-70565 Stuttgart * www.dekra.de/audits

FlowNit BIOSEAL



Knitted vascular prostheses:

- Specific knitting techniques for high burst resistance and low dilatation^{1,2}
- Aldehyde and isocyanate free BIOSEAL impregnation using dehydrothermal crosslinked collagen guarantees primary sealing of the blood in the prosthesis³
- Concentric crimping and the guide line allow precise positioning of the prosthesis
- Soft and supple texture for easy handling



CryoLife[®]
Life Restoring Technologies[®]

JOTEC[®]
Joined the CryoLife[®] Family

PROSTHESIS REFERENCES

Straight prostheses

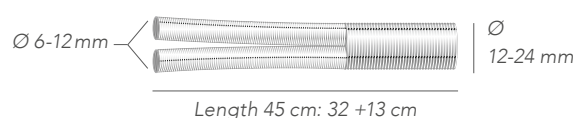
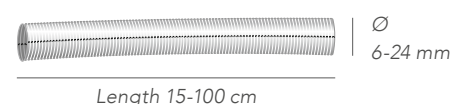
Catalogue No.	Ø (mm)	Length (cm)
35ST1506	6	15
35ST3006	6	30
35ST6006	6	60
35ST1507	7	15
35ST3007	7	30
35ST6007	7	60
35ST1508	8	15
35ST3008	8	30
35ST6008	8	60
35ST0008	8	100
35ST1510	10	15
35ST3010	10	30
35ST6010	10	60
35ST0010	10	100

Straight prostheses

Catalogue No.	Ø (mm)	Length (cm)
35ST1512	12	15
35ST3012	12	30
35ST1514	14	15
35ST3014	14	30
35ST1516	16	15
35ST3016	16	30
35ST1518	18	15
35ST3018	18	30
35ST1520	20	15
35ST3020	20	30
35ST1522	22	15
35ST3022	22	30
35ST1524	24	15
35ST3024	24	30

Bifurcated prostheses

Catalogue No.	Ø (mm)	Length (cm)
35BI1206	12x6	45
35BI1407	14x7	45
35BI1608	16x8	45
35BI1809	18x9	45
35BI2010	20x10	45
35BI2211	22x11	45
35BI2412	24x12	45



References:

¹ JOTEC GmbH, subsidiary of CryoLife, Inc.: Internal mechanical test data

² Bell C.-M.: [Study on the issue of expansion of textile implants] - (internal data, JOTEC GmbH)

³ Freischlag J, J.A. and Moore, W. S.: Clinical Experience with a Collagen-Impregnated Knitted Dacron Vascular Graft; Ann of Vascular Surg 1990; 4(5): 449-454

Indications: FlowNit BIOSEAL is indicated in arterial aneurysms and vascular occlusions. FlowNit BIOSEAL is primarily indicated for vascular replacement in the entire abdominal aorta and in peripheral vascular applications involving vessel diameters of at least 6 mm.

JOTEC GmbH,
a fully owned subsidiary of
CryoLife, Inc.

CryoLife France SAS
Paris – France

JOTEC Polska Sp. z o.o.
Warsaw – Poland

JOTEC Sales GmbH
Muri – Switzerland

CryoLife Europa, Ltd.
Guildford – United Kingdom

JOTEC s.r.l. Socio Unico
Milan – Italy

JOTEC Cardiovascular SL
Madrid – Spain

 Lotzenäcker 23
72379 Hechingen, Germany
P +49 (0)7471 922-0
F +49 (0)7471 922-100
info.europe@cryolife.com
www.jotec.com
www.cryolife.com

© 2018 JOTEC GmbH, Germany. All rights reserved.

JT-BR-0350200-EN V02 09/2018

FlowWeave BIOSEAL



Woven vascular prostheses:

- Specific weaving techniques for high burst resistance and low dilatation^{1,2}
- Different internal and external surface structures enable blood flow optimization
- Aldehyde and isocyanate free BIOSEAL impregnation using dehydrothermal crosslinked collagen guarantees primary sealing of the blood in the prosthesis³
- Concentric crimping and the guide line allow precise positioning of the prosthesis
- Soft and supple texture for easy handling



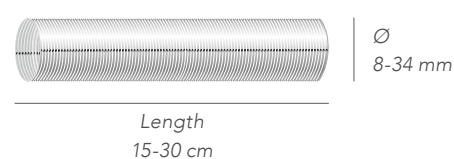
CryoLife[®]
Life Restoring Technologies[®]

JOTEC[®]
Joined the CryoLife[®] Family

PROSTHESIS REFERENCES

Catalogue No.	Ø (mm)	Length (cm)
45ST1508	8	15
45ST3008	8	30
45ST1510	10	15
45ST3010	10	30
45ST1512	12	15
45ST3012	12	30
45ST1520	20	15
45ST3020	20	30
45ST1522	22	15
45ST3022	22	30
45ST1524	24	15
45ST3024	24	30
45ST1526	26	15

Catalogue No.	Ø (mm)	Length (cm)
45ST3026	26	30
45ST1528	28	15
45ST3028	28	30
45ST1530	30	15
45ST3030	30	30
45ST1532	32	15
45ST3032	32	30
45ST1534	34	15
45ST3034	34	30



References:

¹ JOTEC GmbH, subsidiary of CryoLife, Inc.: Internal mechanical test data

² Bell C.-M.: [Study on the issue of expansion of textile implants] - (internal data, JOTEC GmbH)

³ Freischlag J, J.A. and Moore, W. S.: Clinical Experience with a Collagen-Impregnated Knitted Dacron Vascular Graft; *Ann of Vascular Surg* 1990; 4(5): 449-454

Indications: FlowWeave BIOSEAL is indicated in arterial aneurysms and vascular occlusions. The primary indication for FlowWeave BIOSEAL is vascular replacement in the thoracic and abdominal aortas, although it can also be used in peripheral vascular applications involving vessel diameters of at least 6 mm.

JOTEC GmbH,
a fully owned subsidiary of
CryoLife, Inc.

CryoLife France SAS
Paris – France

JOTEC Polska Sp. z o.o.
Warsaw – Poland

JOTEC Sales GmbH
Muri – Switzerland

CryoLife Europa, Ltd.
Guildford – United Kingdom

JOTEC s.r.l. Socio Unico
Milan – Italy

JOTEC Cardiovascular SL
Madrid – Spain

 Lotzenäcker 23
72379 Hechingen, Germany
P +49 (0)7471 922-0
F +49 (0)7471 922-100
info.europe@cryolife.com
www.jotec.com
www.cryolife.com

© 2018 JOTEC GmbH, Germany. All rights reserved.

JT-BR-0450200-EN V02 09/2018

Peripheral Treatment with ePTFE



FlowLine BIPORE

- Specific BIPORE configuration with two different fibril lengths to ensure low thrombogenicity
- Additional ePTFE wrapping for enhanced suture retention and high burst strength*
- Unique guideline indicates diameter and wall thickness of the graft
- Helical reinforcement for increased resistance against kinking and compression
- Excellent and pliable handling and suture behaviour
- Simple and easy removal of the spiral reinforcement


Ordering Information

Thin Wall	Thin wall reinforced		
Catalog No.	Catalog No.	Ø (mm)	Length (cm)
10TW2006N	-	6	20
10TW5006N	10TW5006S	6	50
10TW8006N	10TW8006S	6	80
10TW2007N	-	7	20
10TW5007N	10TW5007S	7	50
10TW8007N	10TW8007S	7	80
10TW2008N	-	8	20
10TW5008N	10TW5008S	8	50
10TW8008N	10TW8008S	8	80

Standard wall	Standard wall reinforced		
Catalog No.	Catalog No.	Ø (mm)	Length (cm)
10SW2006N	-	6	20
10SW5006N	10SW5006S	6	50
10SW8006N	10SW8006S	6	80
10SW2007N	-	7	20
10SW5007N	10SW5007S	7	50
10SW8007N	10SW8007S	7	80
10SW5008N	10SW5008S	8	50
10SW8008N	10SW8008S	8	80



FlowLine BIPORE



FlowLine BIPORE Reinforced

* Bench test data on file at JOTEC GmbH. Data not indicative of clinical performance.

JT-BR-0100200-EN V02 08/2019