



# SHANGHAI LINK Instruments Catalogue

- Optometry Equipments
- Ophthalmic Equipments
- Laboratory Equipments
- Tools and Accessories
- Frame Displays

Shanghai Link Instrument Co., Ltd

# Shanghai Link Instruments Co.,Ltd.



# Brief Introduction

- Shanghai Link Instruments Co.,Ltd. located in Nanxiang Hi-tech Park Innovation Center, it is one of the biggest specialized manufactures engaged in development, production, sales and service in optical field. We possess a high-tech research team, advanced instruments and a welleducated staff team.
- Our main products include: Combined Table, Auto Refractometer, Lens Meter, Chart Projector, Ophthalmic Microscope, AB Scanand other processing equipments including Lens Edger etc. The company has passed ISO9001, some of the products have passed CE. Now most of products have been sold to Europe, America, Southeast Asia and Africa, etc.
- We focus on devoting innovative achievement in optical field and establishing excellent brand. We provide with not only superior products with fashionable design, but also high-quality service. We start from the details, will be your trustworthy cooperater!

# CONTENTS

## Part A Optometry Equipments

Chair and Stand Unit	2
Auto Refractometer/Keratometer	8
Manual Refractometer	19
Handheld Auto Refractometer	21
Auto Lensmeter	22
Hand Lens Meter	30
Phoropter	33
Manual Phoropter	36
Auto Phoropter	37
Auto Chart Projector	40
LCD Chart Projector	42
Near Vision Tester/Eyesight Improver	46
PD Meter/PD Ruler	47
Electric Table	49
Electric Chair	52
Phoropter Arm	54
Pneumatic Chair	55
Trial Lens Set	55
Children Frame	57
Trial Frame	57
Near Visual Acuity Chart	58
Visual Acuity Chart	58
Trial Clip	60
Cross Cylinder	60
Multi-Pinhole Occluder	60
Board Lens	60
Flipper	60
Hand Occluder	60
Red and Green Lens	61
Prism Bar	61


Maddox Test	61
Loose Prisms	62
Loose Prisms with handle	62

## Part B Ophthalmic Equipments

Slit Lamp	63
Accessories	77
Accessories For Slit Lamp And	
Microscope	78
Eyepiece Adaptor	79
Adaptors	80
Portable Slit Lamp	81
Keratometer	84
Aspherical Lens	84
Portable Keratometer	85
Tonometer	85
Applanation Tonometer	86
Rebound Tonometer	88
Vision Screener	89
Rechargeable Ophthalmoscope	91
Indirect Ophthalmoscope	91
Ophthalmostatometer	91
Ophthalmoscope(AC)	92
Binocular Indirect Ophthalmoscope (Rechargeable)	93
Indirect Ophthalmoscope	94
Rechargeable Retinoscope	94
Rechargeable Retinoscope and Rechargeable Ophthalmoscope	94
Ophthalmoscope + Rechargeable	95

Streak Retinoscope	95	Drilling Machine	145
Synoptophore	96	Saw Machine	147
Ophthalmoscope&Otoscope	97	Auto Polisher	147
Ophthalmoscope and Retinoscope	98	Hand Edger	147
Ophthalmoscope and		Ultrasonic Cleaner	149
Otoscope Wall Mount System	99	Frame Heater	152
Binocular Loupes	100	UV Tester	154
Operation Microscope	101	Color-Alterable Lens Tester	154
Retinal Camera	108	UV&Photochromic Lens Tester	154
Fundus Camera	110	Tinting Machine	155
Hand-held Fundus Camera	111	Torch Pen	155
Perimeter	114	Radian Apparatus	155
ProjectionPerimeter	116	Thickness Apparatus	155
A Scan & Pachymeter	117		
AB Scan	119	<b>Part D Tools andAccessories</b>	
Portable UBM	124	Pliers and Tools Set	156
Phaco Emulsifier	125	Job Trays	169
YAG Laser	126	Wheels and Suckers	171
Confocal Retina Ophthalmoscope	127	Adhesive Tape	175
Non Contact Tonometer	128	Nose Pads and Screws	176
Optical Coherence Tomography	131	Lens Cleaner	191
Operation Table	135		
<b>Part C Laboratory Equipments</b>		<b>Part E Frame Displays</b>	
Ultrasound	136	Frame Display	193
Auto Lens Edger	138		
Pattern Maker	143		
Grooving Machine	143		
Layout Blocker	144		
Three-hole Driller	145		

# Chair and Stand Unit



## ▶ CT-200

### ● Features :

- Smart design, special table structure, save space
- Conveniently to use, one of the ideal unit for foreign users

### ● Specification :

Unit size: 1100x1000x2110mm

Table Size: 840x405mm

Table movable range: 400mm

Table rotation range: 90°

Chair up and down range: 180mm

Chair rotation range: 60°

Chair loading ability: 150kg

Swing arm oscillation angle: 30°

Electric Voltage: AC220V/110V 50/60HZ

Weight: 95kg



CE

## ▶ CT-350

### ● Features:

- Electric power, chair 90° reclining.
- The arm can right up and down, rotate 90°.
- Small tabletop can move left and right.
- Tabletop can rotate 90°, can up and down.

### ● Specification:

Unit Size: 1030x1080x1920mm

Table Size: 1030x480x120mm

Drawersize Size: 550x340x60mm

Arm Movable Rang: 300mm

Tabletop Retation Range: 90°

Chair Lifting Height: 160mm

Power of Lamp: 20w

Power: 120w

Input Voltage: AC110V/220(60/50Hz)

Weight: 220kg



## CT-360

### Features:

1. Table material ABS hard plastic, can slide left and right, rotate 90 degrees outwards;
2. Place two instruments;
3. The seat has functions of rotation, aerodynamic reclining, movement, and electric lifting
4. Mechanical swing arm feels good and accurate positioning;
5. The appearance of the cabinet is atmospheric and stable;
6. Rechargeable ophthalmoscope ophthalmoscope socket;
7. It can increase the matching use of the slit lamp, and charge according to the actual situation;
8. Seat color can be customized and charge according to actual situation;

### Specification:

Maximum size: 1200×1055×1850mm
Table size: 890×405mm
Table rotation angle: 90°
Table moving distance: 335mm
Swing arm angle: 60°
Seat rotation angle: 45°
Seat height: 150mm (550–700mm)
Seat load: 250kg
Seat moving distance: 150mm
Seat armrest load: 100kg
Seat reclining angle: 120–140°
Spotlight light source: LED (24V 5W white light)
Voltage: AC220V / 110V 50 / 60HZ
Gross weight: 200kg
Packing size: 1200×1100×1050mm
Packing volume: 1.38 cubic




Option1 the interface for slit lamp



Option2 Don't need the interface.





## CT-450S

### Features:

1. Table material ABS hard plastic, can slide left and right, rotate 90 degrees outwards;
2. The table is a wireless switch, which can rotate freely and steplessly;
3. Put three instruments;
4. The seat has functions of rotation, aerodynamic reclining, movement, and electric lifting;
5. Mechanical swing arm feels good and accurate positioning;
6. The appearance of the cabinet is atmospheric and stable;
7. Rechargeable ophthalmoscope ophthalmoscope socket;
8. Seat color can be customized and charge according to actual situation;

### Specification:

Maximum size: 1200×1055×1850mm

Table size: 400×490mm

Table rotation angle: 360°

Swing arm angle: +35°

Swing arm rotation range: 60°

Seat rotation angle: 45°

Seat height: 150mm (550–700mm)

Seat load: 250kg

Seat moving distance: 150mm

Seat armrest load: 100kg

Seat reclining angle: 120–140°

Spotlight light source: LED (24V 5W white light)

Voltage: AC220V / 110V 50 / 60HZ

Gross weight: 210kg

Packing size: 1200×1100×1050mm

Packing volume: 1.38 cubic





## CT-500

### Features:

1. Table material ABS hard plastic, can slide left and right, rotate 90 degrees outwards;
2. Place two instruments;
3. The seat has functions of rotation, aerodynamic reclining, movement, and electric lifting;
4. Mechanical swing arm feels good and accurate positioning;
5. The cabinet is small in size and stable in construction;
6. Rechargeable ophthalmoscope ophthalmoscope socket;
7. It can increase the matching use of the slit lamp, and charge according to the actual situation;
8. Seat color can be customized and charge according to actual situation;

### Specification:

Maximum size: 1100×800×2100mm
Table size: 890×405mm
Table moving angle: 90°
Table moving distance: 335mm
Swing arm angle: +35°
Swing arm rotation range: 60°
Seat rotation angle: 45°
Seat height: 150mm (550–700mm)
Seat load: 250kg
Seat moving distance: 150mm
Seat armrest load: 100kg
Seat reclining angle: 120–140°
Light source: LED (5V1A 3.6W)
Voltage: AC220V / 110V 50 / 60HZ
Gross weight: 180kg
Packing size: 1200×1100×1050mm
Packing volume: 1.38 cubic




Option1 the interface for slit lamp



Option2 Don't need the interface.



# Chair and Stand Unit



## CT-600

### Features:

1. The table material is made of high-density coated film, which can be lifted electrically.
2. Can be rotated manually (can be positioned arbitrarily);
3. Mechanical swing arm feels good and accurate positioning;
4. Rechargeable ophthalmoscope ophthalmoscope socket;
5. The cabinet is small and compact, and the site is stable;
6. Optional EC-A seat for use;

### Specification:

Maximum size: 1400×800×2100mm

Table size: 400×500mm

Swing arm angle: +35°

Swing arm rotation range: 60 °

Table lifting range: 180mm (870–1050mm)

Light source: LED (5V1A 3.6W)

Voltage: AC220V / 110V 50 / 60HZ

Gross weight: 110kg

Packing size: 1200×1100×1050mm (including seat)

Packing volume: 1.38 cubic meters (including seats)  
Specific to actual shipment



## CT-800

### Features:

- Adopt Europe style in appearance designing and rotation type table for optometry
- Supply for full auto digital systematical view tester and eyesight lamp house
- The design reflects the high standard of personalized optometry space
- It can perfectly carry out processes of optometry

### Specification:

Unit Size: 2000×1200×1670mm

Table size: 400×300mm

Chair up and down range: 200mm

Chair loading ability: 200kg

Adjustable backrest range: 180°

Electric Voltage: AC220V/110V 50/60HZ

Weight: 160kg



## Alternative color of chairs:



## CT-1000

### Features:


- ◆ An automatic and full functional Chair & Stand Unit, automatic functions are realized in different parts: automatic table moving, automatic tableboard up and down, automatic column up and down, automatic phoropter arm.
  - ◆ European smart design style in appearance, which looks simple and fashionable.
  - ◆ Different instruments can be equipped on it: Auto Refractometer/Auto Phoropter/Slit Lamp/Auto Lensmeter/Trial Lens Set.
  - ◆ Equipped with drawer for trial lens set, enough storge space is provided with.
  - ◆ Wireless operation ways are provided with, such as Operation Panel/Mobile Control/Tablet Control.
  - ◆ Leather chair with linear motor makes a quiet operation.
  - ◆ An ideal Combi Unit for eye clinic, hospitals, optcail shops etc.
1. The table material is made of high-density film-coated board, which can be rotated by 90 degrees, which can place two instruments
  2. The table can be moved left and right by electric and up and down by electric, and the operation is stable;
  3. The column swing arm can move left and right electrically and up and down electrically, and runs smoothly;
  4. Seat can be moved forward and backward, and electric reclining and electric lifting;
  5. According to different customer groups, three different reset modes can be set;
  6. Equipment color can be customized and charge according to actual situation.

### Specification:

Maximum size:	1200×1300×1800mm
Table size:	950×450mm
Small table size:	620×400mm
Drawer size:	520×350mm
Control mode:	film button / phone remote control / flat panel remote control
Configuration equipment:	computer refractometer / electric cattle eye / slit lamp / focus meter
Table rotation angle:	90°
Countertop left and right movement distance:	400mm
Countertop up and down distance:	120mm
Column (cattle eye arm) left and right moving distance:	400mm
Column (cattle eye arm) up and down distance:	120mm
Chair left and right movement distance:	150mm
Chair up and down distance:	150mm
Chair back angle:	120-140 °
Chair armrest load:	100kg
Chair loading ability:	300kg
Chair height:	1400mm
Lamp:	LED (220 / 110V 9W)
Voltage:	AC220V / 110V 50 / 60HZ
Gross weight:	220kg
Packing size:	1600×1050×1020mm
Packing volume:	1.7 cubic



# Auto Refractometer/Keratometer



## ▶ AR-950

### ● Features :

- AR-950 Auto refractometer
- Adopt ARM process and latest image proc-ess technique, which make the measurement be more quickly.
- Proven optical system and auto fog chart, which makes the measurement be more accuracy.
- As small as 2.0mm pupil diameter can be measured.
- 5.7"LCD color display.
- Pupil distance auto measured available.
- New compact design enchances patient interaction.
- Support Date connection with external machines, such as computerized vision tester and auto projector.

Measurement Range:	Sphere:-20D~+20D(VD=12mm)0.125D/0.25D steps Cylinder -8D~+8D 0.125D/0.25D steps Axis angle 1°~180° steps
Pupillary Distance:	45~85mm 1mm steps
Vertex Distance:	0/12/13.75/15mm
Minimum Pupil Diameter:	2.0mm
Chart:	Auto Fog Chart
Date Saving:	10 Measuredvalues for both eyes
Display:	5.7"LCD(color)
Specification:	Print: Built-in Thermal Printer Power Supply: AC 220V, 50Hz or 110V, 60Hz
Dimensions/Weight:	288(W) *500 (D)*480(H) 14kg
Output:	RS-232
Power Save:	5/10 min(Selectable)



CE

## ▶ AR-1000A/ARK-1000A

### ● Features :

- New color LCD screen
- New display and operation menu
- Faster and more accurate measurement
- More broad measurement range of Min. Pupil size to suit the people all over the world
- Shell color: grey

### ● Specification :

Measuring Range:	Sphere:-20~+20D(VD=12) 0.12D/0.25D step Cylinder:-8 ~+8D 0.12D 0.12D/0.25D step Axis:0 ~180 ° step: 1 °
Pupil Distance:	45 ~88mm, step: 1mm
Vertex Distance:	0mm, 12mm, 13.75mm
Min.Pupil Size:	Ø2.0mm
Chart:	Auto fog
Display:	5.7 " Color LCD
Print:	Thermal Printer
Electric Voltage:	100~240V, 50/60HZ
Dimensions:	484(L)×282(W)×440(H)mm
Weight:	~20KGS



CE

## ARK-980


### Features:

- ◆ New light path design
- ◆ Perfect imaging effect
- ◆ Smooth image analysis
- ◆ Proven processing technology
- ◆ Accurate measurement results
- ◆ Electric lifting forehead
- ◆ Automatic paper cutting thermal printer
- ◆ Powerful and easy to operate
- ◆ Leading technology in the world
- ◆ Main technical data
- ◆ Hartman imaging analysis and process technology, accurate measurement result
- ◆ New optical design, clear human eye image effect
- ◆ High speed image acquisition system, advanced image deal and analysis
- ◆ Auto Focus and auto measurement
- ◆ The Screen can be Free rotation up, down, left and right
- ◆ Automatic up and down function for the chin rest
- ◆ High speed printer, can cut printing paper automatically

### Specification:

Vertex distance:	0.0,12.0,13.75, 15.0
Sphere:	-20.00~+20.00D (0.01/0.06/0.12/0.25D step) (VD=12mm)
Axis:	1°~180°(1° step)
Cylinder form:	-、 +、 ±
Pupil distance:	10-86mm
Min. pupil diameter measurable:	∅2.0mm
Measuring light Energy:	<30uw(Insure measuring safety)
Radius of curvature:	5.0-10.0mm(0.01mm unit)
Corneal Power:	33.00D-67.00D (In case that the corneal equivalent refractive power is 1.3375)
Corneal Astigmatism:	0.00-15.00d(0.06D/0.12D/0.25D Unit)
Data Storing:	Each 10 measured values of left eyes and right eyes
Axis:	1-180 degree
chart auto chart	
Monitor:	SHARP10.4" TFT LCD touch screen(Angle of view adjustable)
Built-in printer:	57mm thermal printer, auto paper-cutting
Electrical:	AC 100-250V,50/60HZ
N.W:	22 kgs
G.W:	26.5 kgs
Packing size:	(L) 600mm x (W) 400mm x (H) 600mm





## ▶ ARK-1500

### ● Features :

- Bigger, better monitor and icon-display menu for easier operation and settings
- With high quality of hexagon prism and highly sensitive CCD, it provides unmatched accuracy and reliability
- Just move, it will automatically focus the eye and get the value
- Operator can easily adjust the chinrest with switch located on the operator side and enables speedy reading
- Tilting screen function that allows wide variance of access whether the operator is sitting or standing

### ● Specification :

Range of measurement	
Sphere	-20~+20D(VD=12) 0.125D step
Cylinder	-8~+8D 0.125D step
Axis	0°~180° (1°step)
PD	045-88mm, 1mm step
VD	0mm, 12mm, 13.75mm
Min Pupil Size	ø2.0mm
Keratometry	
Radius of curvature	5.0~10mm(increment:0.01mm)
Comeal power	33.75~67.50D(when corneal equivalent refractive index is 1.337) (increment selectable from 0.12, 0.25D)
Comeal astigmatism	0.0~0.8D(increment selectable from 0.12, 0.25D)
Axis	1~180° (increment 1°)
Comeal diameter	2.0~14.0mm (increment 0.1mm)
Memory of data	10 measurement value for each right and left eye
Others	
Chart	Follow-up colorful fogging chart system
Display	7" TFT LCD
Print	Thermal print
Power supply	220V±10% 50Hz 60VA
Dimension	514mm*284mm*465mm
Weight	~15.5KG



## ▶ AR-1800/ARK-1800


### ● Features :

- 7" TFT LCD monitor, Bigger, better monitor and icon-display menu for easier operation and setting.
- Refractive measurement with Hexagon prism, With high quality of hexagon prism and highly sensitive CCD, it provides unmatched accuracy and reliability.
- Auto focus function, Just move, it will automatically focus the eye and get the value.
- Motorized chinrest, Operator can easily adjust the chinrest with switch located on the operator side and enables speedy reading.
- Tilting Screen, Tilting Screen function that allows wide variance of access whether the operator is sitting or standing.

### ● Specification :

Refractometer	
Vertex distance	0mm, 12mm, 13.75mm
Spherical	-20m-1—+20m-1(VD=12mm)0.12/0.25m-1 Step
Cylinder form	-8m-1—+8m-1(VD=12mm)0.12/0.25m-1 Step
Axis	0—180° 1° Step
Cylinder form	—、+、±
Pupil distance	45-88mm,1mm Step
Min. pupil size	2.0mm
Keratometry	
Radius of curvature	5.0~10mm(increment:0.01mm)
Corneal diopter	33.75m-1—67.5m-1(when comerequivalent refractive index is 1.337)
Corneal astigmatism	0.0-8.0m-1(increment selectableform 0.12,0.25m-1)
Axis	1~180° (ncrement 1°)
Corneal diameter	2.0~14.0mm (increment 0.1mm)
Others	
Chart	Auto fog
Memory of data	10 measure vature for each right and left eye
Display	7" LCD
Print	Thermal printer
Power supply	90V—264V~ 50 Hz/60Hz
Dimension	492mmx280mmx476mm
Weight	15.5Kg





## ▶ ARK-2000

### ● Features :

- Three kinds of measurement model is optional. With corneal curvature and dioptre measurement function
- Most each record 10 times, automatic display representative value
- Intuitive interface, convenient adjustment, the VD value, the precision and print mode, etc
- Automatic mist target, effectively reduce the measurement error caused by adjusting
- One key lock function, Convenient and practical
- Fast thermal printer

Measurement mode	K/R mode	Refractive and Keratometer measurement.
	REF mode	Refractive measurement
	KEF mode	Corneal curvature measurement
Refractive measurement	Vertex Distance	0.0, 12.0, 13.75, 15.0 mm
	Sphere	-20.00~+20.00D (0.12/0.25D step)(VD=12mm)
	Cylinder	0.00~±10.00D (0.12/0.25D step)
	Axis	1°~180°(1° step)
	Pupil Distance	30~85 mm
	Min. pupil diameter measurable	∅ 2.0mm
	Target	Automatic fogging target
Corneal curvature measurement	Radius of curvature	5~10mm(0.01mmstep)
	Corneal Refraction	33.00~67.00D(0.12/0.25Dstep)
	Corneal Astigmatism	0.00~-15.00D(0.12/0.25Dstep)
	Angle of corneal	1°~180°(1°step)
	Corneal diameter	2.0~12.00mm
Hardware Specification	Monitor	5.7 inch Color LCD
	Printer	Fast thermal printer
	Power saving function	OFF, 5, 15 mins (selectable)
	Power supply	AC110~220 V,50/60HZ
	Dimensions/weight	288(W)×500(D)×480(H)mm/14kg





## ▶ ARK-3000


### ● Features:

- New generation Auto Ref/Keratometer-completer Automatic functions;
- Automatic focus function, which makes measurement be more convenient;
- Automatic or manual measurement models are alternative;
- Automatic up and down function for the chin rest ,operator can easily adjust height of chin rest.
- Screen ' angle could be adjusted according to operator's request;
- Printer can cut printing paper automatically

### ● Specification:

Measuring Range:	Sphere:-20.00~+20.00D(In case of VD=12mm) Cylinder:0.00~±10.00D(0.12/0.25D step) Axis:0 ~180 ° step: 1 °
Pupil Distance:	10 ~80mm, step:1mm
Vertex Distance:	0mm, 12mm, 13.75mm
Min.Pupil Size:	Ø2.0mm
Chart:	Auto fog
Display:	5.7" TFT LCD
Print:	Thermal Printer
Electric Voltage:	100~240V, 50/60HZ
Dimensions:	484(L)×282(W)×440(H)mm
Weight:	~17KGS





## ARK-4000

### Features:

- ◆ Humanized detail design
- ◆ Comfortable operation and smooth measurement
- ◆ Adjustable LCD screen for convenient measurement
- ◆ Hartmann's Principle
- ◆ New light path design, clear human eye imaging effect
- ◆ High-speed image acquisition system, advanced image processing and analysis
- ◆ The screen can be rotated freely up and down
- ◆ Automatic eye tracking for lifting, automatic measurement
- ◆ Electric lifting amount tow
- ◆ Off-speed printer

### Specification:

Corneal apex distance:	0.0, 12.0, 13.75, 15.0
Spherical mirror degree:	-20.00D ~ + 20.00D (VD = 12mm, 0.01, 0.06, 0.12, 0.25 units)
Cylindrical power:	0.00D ~ + 10.00D (0.06, 0.12, 0.25 units)
Axis position:	1 ° ~ 180 ° (1 ° unit)
Astigmatism symbol:	-, +, ±
Interpupillary distance:	10 ~ 86mm
Minimum pupil diameter:	2.0mm
Measurement completion time:	<0.5 seconds.
Pupil diameter:	2.00-8.00mm
Measure light energy:	<30uw (ensure measurement safety)
Cornea curvature radius:	5.0 ~ 10.0mm (0.01mm accuracy)
Cornea diopter:	33.00D ~ 67.0D (when the corneal equivalent diopter is 1.3375)
Corneal astigmatism:	0.00D-15.00D (0.06D / 0.12D / 0.25D units)
Stored data:	10 measurements each
Axis position:	1 ° ~ 180 °
Visual target:	Guided cloud map
Display:	8-inch TFT touch screen (adjustable viewing angle)
Printer:	57mm thermal printer
Power supply:	AC 100 ~ 250V, 50 / 60Hz, wide power supply
Net weight:	22 kg
Gross weight:	26.5 kg
Packing size:	(L) 680mm x (W) 400mm x (H) 640mm



## ▶ ARK-7000


### ● Features:

- New optical system, unique imaging impression
- Hartman imaging analyzing and processing technology, accurate measurement result
- TFT touch screen, can move front and back freely
- Motorized chinrest
- Manual focusing, auto measuring

### ● Specification:

Vertex Distance(VD)	0.0, 12.0, 13.75, 15.0
SPH	-30.00D~+25D(VD=12mm, 0.01, 0.06, 0.12, 0.25 unit)
CYL	0.00~+10.00D(0.06, 0.12, 0.25 unit)
Axix(AX)	1°-180° (1° unit)
Cylinder Form	-, +, -+
Puiple Distance(PD)	10~86MM
Minimum Pupil Diameter	2.00mm
Measuring Time	< 0.5s
Pupil Diameter	2.00-8.00mm
Measuring light Energy	<30uw(Insure measuring safety)
Radius of Curvature	5.0~10.0mm(0.01mm unit)
Corneal Power	33.00D~67.00D(In case that the corneal equivalent refractive power is 1.3375)
Corneal Astigmatism	0.00~-15.00d(0.06D/0.12D/0.25D Unit)
Data Storing	Each 10 measured values of left eyes and right eyes
Axis	1°~180°
Chart	Auto fog
Monitor	7" TFT LCD touch screen(Angle of view adjustable)
Built-in printer	57mm thermal printer
Electrical Power	AC 100~250V,50/60HZ
N.W	16kgs
G.W	19.5kgs
Dimensions(packing)	(L)650mm X (W)400mm X (H)620mm





## ▶ ARK-7800

### ● Features :

- New optical system, unique imaging impression
- Hartman imaging analyzing and processing technology, accurate measurement result
- TFT touch screen, can move front and back freely
- Motorized chin rest
- Auto paper-cutting printer
- Auto tracking and focusing during measuring

### ● Specification :

Vertex Distance(VD)	0.0, 12.0, 13.75, 15.0
SPH	-30.00D-+-25D(VD=12mm), 0.01, 0.06, 0.12, 0.25 unit
CYL	0.00-+-10.00D(0.06, 0.12, 0.25 unit)
Axix(AX)	1-180 degree(1 unit)
Cylinder form	-, +, -+
Puiple distance(PD)	10-86MM
Minimum time	< 0.5s
Pupil Diameter	2.00-8.00
Measuring light Energy	<30uw(Insure measuring safety)
Radius of curvature	5.0-10.0mm(0.01mm unit)
Corneal Power	33.00D-67.00D(In case that the corneal equivalent refractive power is 1.3375)
Corneal Astigmatism	0.00-15.00d(0.06D/0.12D/0.25D Unit)
Data Storing	Each 10 measured values of left eyes and right eyes
Axis	1-180 degree
chart	auto chart
Monitor	SHARP7" TFT LCD touch screen(Angle of view adjustable)
Built-in printer	57mm thermal printer, auto paper-cutting
Electrical	AC 100-250V,50/60HZ
N.W	22kgs
G.W	26.5kgs



## ▶ ARK-8000/ARK-8000B


### ● Features:

- Wide 7 inch Touch-screen panel .Auto Ref-keratometer SINGLE LTL is equipped with a wide 7 inch color LTL LCD with touch-screen panel to use all the functions with ease.
- The corrct position of patient's eye is available to be found automatically by internal-software without operation of joystick.Further,SINHLE LTL is also available to align and measure automatically with touching of screen only.
- The LCD screen enables operator to measure in comfortable position even when the patient's eyelid needs to be opened by operator.
- SINGLE LTL provides the patients with the comfortable measuring environment by adopting Chin-rest and Head-rest with soft material of silicon rubber
- External thermal-printer equipped with auto loading&cutting can be connected with also connected with other devices such as auto vision-tester,PC,auto lensmeterand so on
- It allow to connectwith other devices such as auto vision-tester,auto lensmeter,PC as well as EMR/EHR protocol system

### ● Specification:

Refractometer Measurement	Sphere	- 2.5 ~ + 2.5 D ( V D 1.2 M M ) (0.01/0.12/0.25 Steps)
	Cylinder	0~±10D(0.01/0.12/0.25 Steps)
	Axis	1-180°(1° Steps)
	Required minimum pupil	2.0mm
Keratometer Measurement	Radius curvature	5.00 ~ 10.00 mm (0.01 mm Steps)
	Refractive power	67.50-33.75D (n=1.3375) (0.01/0.12/0.25 Steps)
	Astigmatism	0~±10D(0.01/0.12/0.25 Steps)
	Astigmatism axis	1-180°(1° Steps)
	Peripheral measurement	6.0mm(r=7.8)
Size Measurement	0~12.7mm	
Special Function	PK(Peripheral Keratometry)ILLUM(Retro-illumination) SIZE(Cornea/Pupil size)	
Target chart	Auto fog system with scenery chart/Auto fog system with dots chart(Optional)	
Display	Tiltable wide 7 inch TFT LCD	
	Luminance 400cd/m <sup>2</sup>	
	Resolution 800*480 Pixels	
Print	8000: External printer with auto loading&cutting 8000B: with built-in printer	
Interface	RS-232C(RX/TX),D-sub(Video out),RFID(Optional)	
Dimension	458(W)*210(D)*405(H)	
Weight	Approx.19KG	
Power Supply	AC 100.240V 50/60Hz	
Power Consumption	55~85 VA	





## ARK-8500

### Features:

- ◆ Hartman Type Refractor
- ◆ High Definition Clear Retina Image with New Optics
- ◆ Adapted High Speed Image Acquisition and Image Identification
- ◆ Flip Monitor
- ◆ Auto Horizontal, Vertical and Back Force Motorized Focus
- ◆ High Speed and Auto Cut Printer

### Specification:

VD Range:	0.0, 12.0, 13.75, 15.0
Spherical Range:	-20.00D ~ + 20.00D (VD = 12mm, 0.01, 0.06, 0.12, 0.25 Increments)
Cylinder Range:	0.00D ~ + 10.00D (0.06, 0.12, 0.25 Increments)
Axis:	1° ~ 180° (1° Increments)
Cylinder Symbol:	-, +, ±
PD:	10 ~ 86mm
Mini Pupil Size:	2.0mm
Average Measurement Time:	<0.5 seconds.
Pupil Distance:	2.00-8.00mm
Max Brighness:	<30uw (safety Assure)
Curvature Radius:	5.0 ~ 10.0mm (0.01mm Increments)
Refractive Power:	33.00D ~ 67.0D (when the corneal equivalent diopter is 1.3375)
Corneal Power:	0.00D ~ -15.00D (0.06D / 0.12D / 0.25D Increments)
Date Save:	10 Group Left/Right Eye
Axis:	1° ~ 180°
Target:	Auto Fog
Monitor:	9-inch TFT Touch Screen (Flip)
Printer:	57mm Width, Auto Cut
Power:	AC 100 ~ 250V, 50 / 60Hz, Wide Voltage
Net Weight:	22 kgs
Gross Weight:	26.5 kgs
Packing:	(L) 680mm x (W) 400mm x (H) 640mm




## ▶ HAR-100/HAR-100A

### ● Features :

Non-contact and non-invasive	The light power is safe for eyes;The working distance of the instrument is 35cm(14inches)
Low cooperation need	It do not need too much cooperation of children.It is suitable for infants and disabled individuals.
Automatic operation by one key	Complete the automatic detection of two eyes just need one key operation.A speedy and intelligent design.
Easy to carry	Small and lightweight body and printer.Easy to carry.It is suitable for any outdoor screening.
Accurate result	The advanced optical detection principle provides an accurate result:including myopia,hyperopia,astigmatism,axial and anisometropia.
Comprehensive detection modes	Infant mode is specially designed for the babies'refraction characteristic;Myopia mode is specially designed for common myopia people and high myopia people;(HAR-880 only) Adult mode is suitable for all adults.
Dual mode distance hint	Through ultrasonic measurement of distance,it adopts sound and visual color light prompt the distance.
High performance battery	Short charging time and can use for a long time.
Large storage capacity	420 data storage.
Ultrasonic distance measurement	Automatic monitoring the detection distance through audible and visual hint.
Aiming	The cross-shape is luminous and easy for aiming.
Printer	Thermal printer by infrared connection.
Weight	0.9KG

	HAR-100	HAR-100A
WORKING DISTANCE	Adult/enfant mode: 335 ± 10mm	Adult/enfant mode: 335 ± 10mm, myopia mode:268 ± 10mm
DISTANCE DETECTION	Automatic, with audible and visual cues	Automatic, with audible and visual cues
DATA ACQUISITION TIME	2s/eye	2s/eye
RELIABILITY MEASURE	Indicates number of and variation among measurements for the given eye	Indicates number of and variation among measurements for the given eye
BATTERY VOLTAGE	d.c.11.1V	d.c.11.1V
BATTERY VOLTAGE	More than 6 hours of continuous usage	More than 6 hours of continuous usage
LOW-BATTERY WARNING:	Indicates 15 minutes usage remains	Indicates 15 minutes usage remains
WAVELENGTH	850 ± 20nm	850 ± 20nm
OUTPUT OF THE LASER RADIATION	150~200μW	150~200μW
DETECTION MODES	Adult Mode, enfant mode	Adult Mode, enfant mode,myopia mode
SPHERE RANGE	+8.0 to -6.0 Diopters	+8.0 to -9.0 Diopters
SPHERE TOLERANCE	± 0.5 Diopters	± 0.5 Diopters
CYLINDER RANGE	+3 Diopters	+3 Diopters
CYLINDER TOLERANCE	± 0.5 Diopters	± 0.5 Diopters
AXIS OF ASTIGMATISM RANGE	1° ~ 180°	1° ~ 180°
AXIS OF ASTIGMATISM TOLERANCE	0.25D~1.00D : ± 10° 1.25D~3.00D : ± 5°	0.25D~1.00D : ± 10° 1.25D~3.00D : ± 5°





## ▶ MRT-180

### ● Features :

- Streamline design and attractive appearance
- Metal material and gorgeous color. A variety of colors to be chosen
- Easy operation: suitable for children, adolescents and adults
- Easy to carry, suitable for all kinds of occasions
- Self-check, do not need others' help
- Professional website service, interaction, sharing, and vision data permanent preservation

### ● Specification :

Suitable for	Children, adolescents and adults
Color	China Red(R), Sapphire(B), Harvest Yellow(G), Pink Dream (P), Roland Purple(V), Titanium crystal Gray(S)
Spherical range	-12D to +6D
Spherical degree wide interval	0.5D
Spherical degree of tolerance	±0.25D
Lighting	LED backlight, and the light is uniformity, constant, not reflective and not dazzling
Switch mode	LED lamp touch switch, instrument will shut down automatically after three minutes' shelving
Power	Three 7# batteries(AAA)
Service	Professional service website, Users can input personal vision information, Forecasts user's vision direction according to historical data, Provide vision care knowledge and glasses reference information, etc.
Net weight	299g
Packing size	200mm(L)X100mm(W)X65mm(H)





## ▶ HAR-1000

### ● Features:

◆ The easyRef is an innovative wavefront refractometer that precisely measures refractive errors of patients from 6 months old through adults within just seconds.

The device is designed and engineered to be handy and user-friendly with one-button operation. With the short working distance, the device is extremely easy-to-focus.

◆ **Accurate** Shack-Hartmann based autorefractometry for objective and accurate refractive assessment.

◆ **Anyone** Refracts babies, children, and adults, even wearing glasses or contact lenses.

◆ **Anywhere** No dark room required, the easyRef works in normal light conditions.

◆ **The easyRef detects the following vision disorders:**

Myopia (nearsightedness)

Hyperopia (farsightedness)

Astigmatism (blurred vision)

Anisometropia (unequal refractive power)

### ● Specification:

---

Sphere range: -10.0D ~ +10.0D, step 0.25D

---

Cylinder range: -5.0D ~ +5.0D, step 0.25D

---

Axis of astigmatism range: 1° ~ 180°, 1°

---

Data acquisition time: <1s / eye

---

Iris imaging: Yes

---

Connections: USB, Wifi, Bluetooth; easy data transfer to pc or printer

---


Print to: Bluetooth printer (optional)

---

Dimensions: 203mm x 110mm x 50mm

---





## ▶ AL-950

### ● Features :

- Green LED light source, ABBE compensation no required
- Hartman testing method, CPU high-speed precise computing
- Automatic identifying the lens type, Automatic measurement, Automatic reading and memorying the data
- 5.7 inch high resolving power LED screen
- Broad contents, strong performances, simple and convenient operation
- Latest international designing concept of collecting technology, mode and individuality

### ● Specification :

1.Measuring range	Sphere: 0 to $\pm 35D$ (0.01D/0.06D/0.12D/0.25D steps)
	Cylinder: 0 to $\pm 10D$ (0.01D/0.06D/0.12D/0.25D steps)
	Axis: 0°to 180° (1°step)
	ADD: 0 to 10D (0.01D/0.06D/0.12D/0.25D steps)
	Prism: 0 to 15 $\Delta$ (0.01 $\Delta$ )
2.Cylinder mode:	+, +/-, -
3.Prism mode:	X-Y: cartesian coordinates H:I,O; V:U,D.
	P-B: polar coordinates
	mm: mm expression
4.Reading resolving power:	0.01D,0.06D,0.12D,0.25D
5.PD measure	
6.Measure single vision lens,bifocal lens,trifocal lens and progressive lens,etc	
7.Contact lens measure	
8.UV transmissivity	
9.Measurable transmissivity:	> 10%; > 20% at $\pm 10D$ and over
10.Contact lens:	0 to $\pm 25D$ , BC 6.00 to 9.00
11.Display:	5.7 TFT LCD
12.Menu:	readable diagram, easy operation
13.Lens diameter:	20mm~100mm
14.Power source:	AC100( $\pm 10\%$ )~240( $\pm 10\%$ )V, 50/60HZ, 40VA
15.Power consumption:	40W
16.Weight:	4kg
17.Dimensions:	190x210x420mm (WxDxH)
18.Environmental condition:	
Temperature:	5°C~40°C (in usage)
	-20°C~60°C (in storage/transference)
Humidity:	30~85% (non-condensing) (in usage)
	10~95% (in storage/transference)
Atmospheric pressure:	700~1060hpa
Altitud:	up to 2000m
Others:	no harmful dust or smoke
19.Optional accessories :	printer(built-in thermosensitive paper size:57mm)



## ▶ AL-360/AL-360A

### ● Features :

- Compact and light
- Tilting TFT color LCD touch screen (AL-360: 5.6 inch, AL-360A: 7 inch) clear view, easy and convenient operation.
- Built-in thermal printer, and also can be connected to computer, and display the data on computer.
- Built-in UV tester
- PD measuring
- Automatic recognition of single and progressive lens
- Memory Function

### ● Specification :


Measure scope	
Sphere	0~±25D 0.01/0.12/0.25D steps
Cylinder	0~±9.99D 0.01/0.12/0.25D steps
Axis	0°~180° (1°step)
ADD	0~+9.99D 0.01/0.12/0.25D steps
prism degree	0~15 Δ 0.01/0.12/0.25 Δ steps
mode	
cylinder	+,+/-,-
prism	X-Y,P-B
Contact lens	Soft/hard
Measuring mode	Single/progressive/ automatic recognition contact lens
Others	
Diameter of lens	∅ 20~108mm
PD:	45~90mm, 0.25mm steps
Speed	0.1S
ABBE	30~60
Display	TFT LCD (5.6") ,LFT LCD (7")
Printer	Thermal print
Dimensions	222(D)×161(W)×372(H)mm
Package	515(H)×320(W)×360(D)mm
Weight	~5KG
Power supply	100~120V/200~220V 50/60HZ



AL-360



AL-360A



## ▶ AL-600

### ● Features :

- touch screen
- Can measure UV
- High precision
- 0.01 degrees
- Fast response
- Green light source

### ● Specification :

#### Measuring Range:

SPH: 0~±25D(0.01D,0.06D,0.12D,0.25D)

CYL: 0~±10D(0.01D,0.06D,0.12D,0.25D)

AXIS: 0~180°(1°)

PRISM: 0~10Δ(0.01Δ)

ADD: 0~+10D(0.01D,0.06D,0.12D,0.25D)

UV: 395nm(1%,5%)

Lens Diameter: Φ10mm~Φ90mm

#### Measuring MODE:

CYLINDER: (MIX)/+/-

PRISM: 100-120V~/200-240V~ 50/60HZ

Weight: 7Kg



## ▶ AL-850

### ● Features :

- The only lensmeter equipment at present that can measure accurately the low-degree lens below  $\pm 0.12$  in the country.
- This lensmeter equipment that can measure accurately the colored lens with a degree of transparency of 10%.
- This lensmeter equipment that can accurately and quickly measure the progressive lens.
- The only lensmeter equipment that can display the pupil diameter.
- This equipment can measure the pupil distance, and is equipped with UV meter and built-in thermo sensitive printer.
- It is characterized with fast measuring speed, clear interface, convenient operation, accuracy and good repeatability etc.
- It has PD, UV and Print functions

### ● Specification :

#### Measuring Range:

Sphere: -25~+25D (0.01D, 0.12D, 0.25D steps)

Cylinder: -10 ~+10D (0.01D, 0.12D, 0.25D steps)

Prism: 0~10Δ(0.01Δ, 0.12Δ, 0.25Δ steps)

Add: 0~10D (0.01D, 0.12D, 0.25D steps)

Axis: 0 ~180 ° step: 1 °

Pupil Distance: 80mm(Optional)

Display: 5.7" CSTN color LCD

Print: Built-in thermosensitive printer,  
paper size 38mm(Optional)

Electric Voltage: 100-120V~/200-240V~ 50/60HZ

Weight: 7Kg



## AL-800

### Features:

- ◆ HD touch LCD display
- ◆ High-end process precision assembly
- ◆ Modern and simple appearance
- ◆ Fast and automatic recognition of progressive multifocal lenses
- ◆ Green LED light source does not need ABBE coefficient compensation
- ◆ Optimized and upgraded Hartmann multi-point measurement technology


### Specification:

Measuring range		
Ball mirror: 0 to ± 35D (reading accuracy 0.01D/0.06D/0.12D/0.25D)		
Measuring range		Accuracy
<0D. ≥-5D	>0D. ≤+5D	±0.06
<-5D. ≥-10D	>+5D. ≤+10D	±0.09
<-10D. ≥-15D	>+10D. ≤+15D	±0.12
<-15D. ≥-20D	>+15D. ≤+20D	±0.18
<-20D. ≥-35D	>+20D. ≤+35D	±0.25
Cylinder: 0 to ± 10D (reading accuracy 0.01D/0.06D/0.12D/0.25D)		
Cylindrical axis position: 0 ° to 180 ° (reading accuracy 1 °)		
ADD: 0 to 10D (reading accuracy 0.01D/0.06D/0.12D/0.25D)		
Prism: 0 to 10Δ (0.01Δ)		
Measuring range		Accuracy
>0Δ. ≤5D		0.1Δ
>5Δ. ≤15D		0.2Δ
Cylinder mode: +, + / -, -		
Prism representation mode: X-Y: Cartesian coordinates H: I, O. V: U, D		
P-B: Polar coordinates mm: X and Y are both expressed in mm		
Reading resolution: 0.01D/0.06D/0.12D/0.25		
Interpupillary distance measurement function		
Can measure lens with high refractive index, polarization, high dispersion, solar film, multi-focus, scratch, etc. single light, double light, triple light, progressive multifocal light, etc.		
UV / blue light transmittance measurement function		
Contact lens measurement function		
Measurable lens: >10%; the transmittance of lens when the power exceeds 10D is required >20%		
Contact lenses: 0 to ± 25D, BC 6.00 to 9:00		
Display: 7.0-inch HD touch LCD monitor		
Menu: user-friendly design, easy to operate		
Applicable lens diameter: 20mm - 100mm		
Power supply: AC100(±10%)–240(±10%)V 50/60Hz 40VA		
Maximum power: 40W		
Weight: 6.8kgs		
Instrument specifications: 550mm (L) × 350mm (W) × 350mm (H)		

### Environmental conditions

5–40C (use temperature) –20–60 ° C	
a. Temperature:	(storage / transport temperature)
30–85% (non-condensing) (use humidity)	
b. Humidity:	10– 95% (storage / transport humidity)
700–1060hpa	
c. Atmospheric pressure:	
up to 2000m	
d. Altitude:	
no harmful dust and smoke	
e. Other:	
Optional accessories: printer (built-in thermal printer, paper width: 57mm)	





## ▶ AL-900

### ● Features :

- Accurately measuring the low-degree lens below  $\pm 0.12D$ .
- Measuring the colored lens with 10% transmittance.
- Displaying the PH value in screen.
- Measuring the progressive lens accurately and quickly.
- Optionally installing PD measuring instrument, UV measuring instrument and thermal printer.
- User friendly interface with easy operation; fast measurement, high accuracy and good repetition.

### ● Specification :

SPHERE	-25.00D- +25.00D
CONTACT LENS	-25.00D- +25.00D(BC=6.00-9.00)
	(0.01D/0.12D/0.25DSTEPS)
CYLINDER	0.00D- $\pm 10.00D$ (-,MIX,+)
	(0.01D/0.12D/0.25DSTEPS)
AXIS	0°-180°(1°STEPS)
ADD	0.00D- $\pm 10.00D$ (Add and Ad2)
	(0.01D/0.12D/0.25DSTEPS)
PRISM	0.00 $\Delta$ -10.00 $\Delta$ (horizontal ,vertical)
	(0.01D/0.12D/0.25DSTEPS)
PRISM MODE	$\Delta$ , $\theta$ ,Base in/Out,Base Up/Down
PD MEASURING	20.0-49.5MM
LENS DIAMETER	$\Phi 20MM$ - $\Phi 100MM$
CONTACT LENS DIAMETER	$\Phi 5MM$
UV	> 10%( $\pm 15.00D$ - $\pm 25.00D$ , > 20%)
ABBE	20-60
DISPLAY	5.7 inch LCD
PRINTER	Thermo sensitive printer
DATO INTERFACE	RS-232
POWER	AC 100 ( $\pm 10\%$ ) - 240 ( $\pm 10\%$ ) V 50/60HZ 40VA
DIMENSIONS	190(W) $\times$ 205(D) $\times$ 418(D)MM
WEIGHT	4.5KG



CE

## ▶ AL-980


### ● Features:

- 7.0-inch HD touch color display
- Streamlined, faddish, abundant and atmospheric design
- Green LED light source, ABBE compensation no required
- Food-grade ABS material case, zero failure rate quality standard
- Rapidly and automatically determine and measure the progressive lens in high precision
- Upgraded Hartmann intelligent measurement technology, faster, more accurate and more stable

### ● Specification:

Sphere:	0 to ± 35D ( 0.01D/0.06D/0.12D/0.25D steps)	
	Measuring range	Accuracy
	<OD, ≥-5D      >OD, ≤+5D	±0.06
	< -5D, ≥-10D    >+5D, ≤+10D	±0.09
	<-10D, ≥-15D    >+10D, ≤+15D	±0.12
	<-15D, ≥-20D    >+15D, ≤+20D	±0.18
	<-20D, ≥-35D    >+20D, ≤+35D	±0.25
Cylinder:	0 to ± 10D ( 0.01D/0.06D/0.12D/0.25D steps)	
Axis:	0° to 180° ( 1° steps)	
ADD:	0 to 10D ( 0.01D/0.06D/0.12D/0.25D steps)	
Prism:	0 to 15△ (0.01△)	
	Measuring range	Accuracy
	>0△, ≤5△	0.1△
	>5△, ≤15△	0.2△
Cylinder mode:	+, +/-, -	
Prism mode:	X-Y:	Cartesian Coordinates H: I, O, V: U, D
	P-B:	Polar Coordinates
	mm:	mm expression
Reading resolving power:	0.01D/0.06D/0.12D/0.25D	
PD measure		
Measure single vision lens, bifocal lens, trifocal lens and progressive lens, etc.		
Contact lens measure		
UV transmissivity test		
Measurable transmissivity:	>10%; >20% at ± 10D and over	
Contactlenses:	0 to + 25D, BC 6.00 to 9:00	
Display:	7.0-inch HD touch color display	
Menu:	readable diagram, easy operation	
Lens diameter:	20mm-100mm	
Power source:	AC100 ( ±10%) -240 ( ±10%) V 50/60Hz 40VA	
Power consumption:	40W	
Weight:	6.8kgs	
Dimensions:	565mm*350mm*355mm (W*D*H)	
Environmental condition		
a. Temperature:	5-40C (In usage) -20-60C ( In storage/transference )	
b. Humidity:	30-85% (Klon-condensing) (In usage) 10-95% (In storage/transference)	
c. Atmospheric pressure:	700-1060hpa	
d. Altitud:	up to 2000m	
e. Others:	No harmful dust or smoke	
Optional accessories:	printer ( built-in thermosensitive paper size: 57mm)	





## ▶AL-1000

### ● Features :

- With PD Meter +Pupil Height+ +Improved Printer + UV + Bluetooth+ Blue light
- New capacitive touch panel with high resolution
- Measurement of PD, PH and PCL (Progressive Channel Length)
- The wavelength of UV and green light can be measured simultaneously
- Bluetooth, RS232 serial port, USB, WIFI, 4 forms of data communication

### ● Configuration :

#### Range of measurement

Sphere: 0~±25m, 0.01/0.12/0.25m steps

Cylinder: 0~±9.99m, 0.01/0.12/0.25m steps

Axis: 0-180° (1°step)

Addition: 0~±9.99m, 0.01/0.12/0.25m steps

Prism: 0~15cm/m, 0.01/0.12/0.25m steps

Cylinder: +, +/,-

Prism: X-Y, P-B

Contact lens: Soft/hard lens

Measurement mode: Single/progressive/automatic recognition

Diameter of lens: Φ12-Φ112m

PD: 40-90mm (0.5mm step)

Measuring speed: 0.1 second

Abbe number: 30~60

Display: 7"LCD/TFT

Printer: Thermal printer

Dimension: 180mm\*255mm\*455mm

Package: 12kg

Weight: 12kg

100-240V 50-60HZ 25VA






## AL-1200


### Features:

- ◆ 7.0-inch high-definition touch color LCD display.
- ◆ Upgraded Hartmann intelligent measurement technology, faster, more accurate and stable.
- ◆ Streamlined, stylish, absolute and atmospheric design.
- ◆ Food grade ABS material shell, zero failure rate quality standard.
- ◆ Green LED source without ABBE coefficient compensation.
- ◆ Automatically identify and measure various lenses, high refractive index, polarized light, etc.
- ◆ Determine and measure progressive lenses quickly, automatically, and with high precision.
- ◆ Distance and height measurement: The display shows an electronic rangefinder for quick and easy measurements.

### Specification:

Sphere:	0~±25m, 0.01/0.06/0.12/0.25m steps
Cylinder:	0~±10m, 0.01/0.06/0.12/0.25m steps
Axis:	0-180° (1°step)
Addition:	0~±10m, 0.01/0.06/0.12/0.25m steps
Prism:	0~0.01cm/m steps
Cylinder:	+, +/-,-
Prism:	X-Y, P-B
Contact lens:	Soft/hard lens





## ▶ HLM-120

### ● Features:

- Outer reading,  $\pm 25D$  measurement
- Wide field of vision observation
- Compensation Prism Available
- AC/DC

### ● Specification:

Ranges of Measurement:	0 to $\pm 25D$
Minimum:	Outer Reading 0.125D
Inner Reading:	0.125D graduation up 0 to $\pm 5D$ And 0.25D graduations over $\pm 5D$ to $\pm 25D$
Digital:	0.01D
Cylinder Axis Range:	0~180°
Prismatic Power Range:	0~5 $\Delta$ prism diopters 1 $\Delta$ graduations with prism compensation device 0~20 $\Delta$ Prism diopters, 1 $\Delta$ graduations
Prismatic Base Angle:	0~180°
Eyepiece Adjustment:	$\pm 5D$
Dimension of Objective Lens:	$\Phi 16\sim\Phi 86\text{mm}$
Overall Size:	275x120x430mm
Weight:	4kg
Lighting Bulb:	~220V/-3V 3W or ~110V/-3V 3W



CE

## ▶ HLM-150

### ● Features:

- Internal reading
- $\pm 25D$  measurement
- Wide field of vision observation
- Compensation Prism Available
- AC/DC

### ● Specification:

Ranges of Measurement:	0 to $\pm 25D$
Minimum:	Internal Reading 0.125D
Inner Reading:	0.125D graduation up 0 to $\pm 5D$ And 0.25D graduations over $\pm 5D$ to $\pm 25D$
Digital:	0.01D
Cylinder Axis Range:	0~180°
Prismatic Power Range:	0~5 $\Delta$ prism diopters 1 $\Delta$ graduations with prism compensation device 0~20 $\Delta$ Prism diopters, 1 $\Delta$ graduations
Prismatic Base Angle:	0~180°
Eyepiece Adjustment:	$\pm 5D$
Dimension of Objective	$\Phi 16\sim\Phi 86\text{mm}$
Lens:	
Overall Size:	275x120x430mm
Weight:	4KG
Lighting Bulb:	~220V/-3V 3W or ~110V/-3V 3W



CE

## ▶ HLM-200

### ● Features :

- Outer reading
- $\pm 25D$  measurement
- Wide field of vision observation
- Compensation Prism Available

### ● Specification :

<b>Ranges of Measurement:</b>	0 to $\pm 25D$
<b>Minimum:</b>	Outer Reading 0.125D
<b>Inner Reading:</b>	0.125D graduation up 0 to $\pm 5D$ And 0.25D graduations over $\pm 5D$ to $\pm 25D$
<b>Digital:</b>	0.01D
<b>Cylinder Axis Range:</b>	0~180°
<b>Prismatic Power Range:</b>	0~5 $\Delta$ prism diopters 1 $\Delta$ graduations with prism compensation device 0~20 $\Delta$ Prism diopters, 1 $\Delta$ graduations
<b>Prismatic Base Angle:</b>	0~180°
<b>Eyepiece Adjustment:</b>	$\pm 5D$
<b>Dimension of Objective</b>	$\Phi 16\sim\Phi 86mm$
<b>Lens:</b>	
<b>Overall Size:</b>	275x120x430mm
<b>Weight:</b>	4KG
<b>Lighting Bulb:</b>	$\sim 220V/-3V$ 3W or $\sim 110V/-3V$ 3W



CE

## ▶ HLM-220

### ● Features :


- Internal reading
- $\pm 25D$  measurement
- Wide field of vision observation
- Compensation Prism Available

### ● Specification :

<b>Ranges of Measurement:</b>	0 to $\pm 25D$
<b>Minimum:</b>	Outer Reading 0.125D
<b>Inner Reading:</b>	0.125D graduation up 0 to $\pm 5D$ And 0.25D graduations over $\pm 5D$ to $\pm 25D$
<b>Digital:</b>	0.01D
<b>Cylinder Axis Range:</b>	0~180°
<b>Prismatic Power Range:</b>	0~5 $\Delta$ prism diopters 1 $\Delta$ graduations with prism compensation device 0~20 $\Delta$ Prism diopters, 1 $\Delta$ graduations
<b>Prismatic Base Angle:</b>	0~180°
<b>Eyepiece Adjustment:</b>	$\pm 5D$
<b>Dimension of Objective Lens:</b>	$\Phi 16\sim\Phi 86mm$
<b>Overall Size:</b>	275x120x430mm
<b>Weight:</b>	4KG
<b>Lighting Bulb:</b>	$\sim 220V/-3V$ 3W or $\sim 110V/-3V$ 3W



CE



## ▶ HLM-250

### ● Features :

- Internal Reading
- $\pm 25$  diopter measurement
- Large arrange of observation
- LED green light, low-power
- Use medical power adapter, more secure
- Support the use of external battery

### ● Specification :

Range of measurement:	$-25\text{m}^{-1} \sim +25\text{m}^{-1}$
Minimum scale value :	$-5\text{m}^{-1} \sim +5\text{m}^{-1}$ : $0.125\text{m}^{-1}$ ; $-5\text{m}^{-1} \sim -25\text{m}^{-1}$ ; $5\text{m}^{-1} \sim +25\text{m}^{-1}$ : $0.25\text{m}^{-1}$
Astigmatism axis of cylindrical lens:	$0 \sim 180^\circ$ Minimum scale value $1^\circ$
Prism diopter:	Standard model: $0 \sim 5\text{cm/m}$ Minimum scale value $1\text{cm/m}$ Strengthened model (with prism compensator): $0 \sim 20\text{cm/m}$ Minimum scale value $1\text{cm/m}$
Prism basal angle:	$0 \sim 180^\circ$ Minimum scale value $1^\circ$
Regulation of ocular visibility:	$-5\text{m}^{-1} \sim +5\text{m}^{-1}$
Size of lens:	$\phi 16\text{mm} \sim \phi 80\text{mm}$
Overall dimensions of device:	$280\text{mm (L)} \times 150\text{mm (W)} \times 450\text{mm (H)}$
Weight:	Standard model: $4.9\text{kg}$ / Strengthened Model: $5\text{kg}$
Lighting lamp:	$6\text{V} / 2\text{A}$ $12\text{W}$



## ▶ HLM-300

### ● Features :

- External Reading
- $\pm 25$  diopter measurement
- Large arrange of observation
- LED green light, low-power
- Use medical power adapter, more secure
- Support the use of external battery

### ● Specification :

Range of measurement:	$-25\text{m}^{-1} \sim +25\text{m}^{-1}$
Minimum scale value :	$-5\text{m}^{-1} \sim +5\text{m}^{-1}$ : $0.125\text{m}^{-1}$ ; $-5\text{m}^{-1} \sim -25\text{m}^{-1}$ ; $5\text{m}^{-1} \sim +25\text{m}^{-1}$ : $0.25\text{m}^{-1}$
Astigmatism axis of cylindrical	$0 \sim 180^\circ$ Minimum scale value $1^\circ$
lens:	
Prism diopter:	Standard model: $0 \sim 5\text{cm/m}$ Minimum scale value $1\text{cm/m}$ Strengthened model (with prism compensator): $0 \sim 20\text{cm/m}$ Minimum scale value $1\text{cm/m}$
Prism basal angle:	$0 \sim 180^\circ$ Minimum scale value $1^\circ$
Regulation of ocular visibility:	$-5\text{m}^{-1} \sim +5\text{m}^{-1}$
Size of lens:	$\phi 16\text{mm} \sim \phi 80\text{mm}$
Overall dimensions of device:	$280\text{mm (L)} \times 150\text{mm (W)} \times 450\text{mm (H)}$
Weight:	Standard model: $4.9\text{kg}$ / Strengthened Model: $5\text{kg}$
Lighting lamp:	$6\text{V} / 2\text{A}$ $12\text{W}$





## ▶ VT-10 (Phoropter)

### ● Features :

- Adopting ergonomic operation with large scale and improving performance.
- Automatically interlock between cross -cylinder lens and lens coordinates

### ● Specification :

Sphere range:	-19.00D~+16.75 (Step: 0.25D)
Cylinder range:	0.00D ~ -6.00D (Step: 0.25D) ( 0.00D to 8.00D with additional lens of -2.00D)
Cylinder axis:	0 to 180°, 5°steps
Cross Cylinder:	±25 diopters
Cross-cylinder lens:	±0.25D
Rotary prisms:	0△ to 20△, 1△ steps
P.D.adjustment:	48-75mm, 1mm steps
Dimensions:	345×295×85(mm)
Net weight:	4.5Kg



CE

## ▶ VT-20

### ● Features :


- Elegant design for the appearance and easy and flexible optical lens dials.
- Precise optical lens with top-grade coating
- Top-grade quality View Tester in Far East. Capable of checking up all-sided visual functions, accurate and comfortable in measurement. Uses rotating disc to locate the sphere
- Can make sphere power adjust in 3.00d big scope
- Cleverly designed to operate the cross cylinder. Supplementary fittings are supplied for nearsight Clear scale, convenient and durable operating .This is suitable for eyesight examination in spectacles shops, department of ophthalmology in hospitals, schools and enterprises
- Two colors choice

### ● Specification :

Sphere powers range:	+16.75D to -19.00D, with minimum reading 0.25D or 0.12D When +0.12D auxiliary lens or optional ±0.12D lens is in use +26.75D to -29.00D (When optional ±10.00D lens is in use)
Cylinder power range:	0 to -6.00D, with minimum reading 0.25D or 0.12D (when auxiliary lens is in use) 0 to -8.00D (when -2.00D auxiliary lens is in use)
Astigmatic axis scale:	0 to 180° in 5° steps Cross cylinder: ±0.25D, reversal type (synchronized with astigmatic axis)
Rotary prism:	0 to 20△D in 1△D step Interpupillary adjustment: 48mm to 80mm in 1mm step (right and left synchronized) Forehead rest adjustment: 16mm backward and forward
Convergence:	The optical axes of the lenses are aligned at a distance of 400mm from the vertexes of the corneas (2mm each for right and left inward) Interpupillary distance enabling convergence=57mm to 80mm
Corneal distance device:	2mm forward and 5mm backward from standard plane; with scale
Effective field of view:	19mm
Weight:	5kgs
Size:	291—323×315×85



CE



## ▶ VT-25

### ● Features :

- Unique butterfly appearance designs
- Comprehensive review visual function, measurement is accurate, convenient
- Manufacturing technology exquisite, comfortable feel
- Optical lens adopt advanced coating

### ● Specification :

Sphere power:  $-19.00m^{-1} \sim +16.75m^{-1}$  ( step:  $0.25m^{-1}$  )

Cylinder power:  $0 \sim -6.00m^{-1}$

Prism axis:  $0 \sim 180^\circ$  ( step:  $5^\circ$ , can be estimated to read  $1^\circ$  )

Rotary prism:  $0 \sim 20\Delta$  ( step:  $1\Delta$  )

Prism substrate:  $0 \sim 360^\circ$  ( step:  $5^\circ$ , can be estimated to read  $1^\circ$  )

Cross Cylinder:  $\pm 0.25m^{-1}$

PD adjustment:  $50mm \sim 75mm$  ( step:  $1mm$  )

Forehead rest adjustment:  $16mm$

Vertex corned distance:  $13.75mm$

Product size:  $320mm * 305mm * 100mm$

Carton size:  $485mm * 485mm * 245mm$

Product weight: net weight:  $4.75kg$ / gross weight:  $6.55kg$



CE

## ▶ VT-15

### ● Features :

- Adopting ergonomic operation with large scale and improving performance.
- Automatically interlock between cross -cylinder lens and lens coordinates

### ● Specification :

Sphere range:  $-19.00D \sim +16.75$  ( Step:  $0.25D$  )

Cylinder range:  $0.00D \sim -6.00D$  ( Step:  $0.25D$  )

(  $0.00D$  to  $8.00D$  with additional lens of  $-2.00D$  )

Cylinder axis:  $0$  to  $180^\circ$ ,  $5^\circ$  steps

Cross Cylinder:  $\pm 25$  diopters

Cross-cylinder lens:  $\pm 0.25D$

Rotary prisms:  $0\Delta$  to  $20\Delta$ ,  $1\Delta$  steps

P.D.adjustment:  $48-75mm$ ,  $1mm$  steps

Dimensions:  $345 \times 295 \times 85$  (mm)

Net weight:  $4.5Kg$



CE FDA

## ▶ VT-30

### ● Features :


- Unique design of butterfly-shape appearance.
- Capable of checking up all-sided visual functions, accurate and comfortable in measurement.
- Exquisite manufacturing technique, with comfortable feel.
- High grade plated-film used in all optic lenses.

### ● Specification :

Sphere power:	Range:-19.00D~+16.75D Step: 0.25D; When applied with auxiliary lens +0.12D Step:0.12D
Cylinder power:	Range:0~-6.00D;When applied with auxiliary cylinder lens: 0~-8.00D Step:0.25D;
	When applied with auxiliary cylinder lens +0.12D Step:0.12D
Cylinder axis:	Range:0~180°;Step:5°
Cross cylinder:	Cross cylinder lens synchronized with cylinder axis
Rotary prism:	Range:0~20△;Step:1△
PD adjustment:	50~75mm;Step:1mm
Convergence adjustment	∞,380mm(When PD 64mm)
Forehead rest adjustment:	16mm
Vertex corneal distance:	13.75mm(From corneal point to standard lens surface)
Dimension:	335(L)*320(W)*98(H)mm
Weight:	5kg



CE FDA



## VT-10B

### Specification:

Application:	: Ophthalmic Optical
Color:	Black, white or by your request
Sphere Power:	Range:+16.75 to -19.00 diopters; Step: 0.25 diopters Concave(-) Range: 0.00 to -6.00 diopters;
Cylinder Power:	Convex(+) Range: 0.00 to +6.00 diopters (optional) (0.00 to -8.00 diopters with additional lens of -2.00 diopters); Step: 0.25 diopters
Cylinder axis:	0 to 180°, 5°steps
Cross Cylinder:	±25 diopters
Rotary Prisms:	:0 to 20, 1 steps
P.D. adjustment:	50-75mm, 1mm as a step
Standard Accessory lenses:	Two 0.12D and -2.00 cylinder lenses, two plano lenses for sealing front openin
Standard Accessories:	1 near point card with holder and reading rod, dust cover, face shield, accessory case for lenses
Net Weight:	Approx 4.5 kg
Certificate:	ISO,CE
Dimensions:	31.8 x 9.6 x 29.3(cm)
Warranty:	one year





## VT-350

### Features:

- ◆ Compact and slim design, with smaller size, lens switch fast and smoothly, provide more comfortable optometry experience.
- ◆ Left and right PD independent adjustment, to achieve more accurate measurement.
- ◆ Near-point card with various charts. Built-in white LED lighting offers clear and safe illumination environment.
- ◆ Dismountable face shield and forehead rest, easy to clean and maintain, provide clean testing environment.
- ◆ Automatic convergence and PD adjustment during near point test.
- ◆ Use multi-coated lenses for better performance.

### Specification:

Sphere: -19.00~+16.75D (0.25D/0.50D/1.00D/3.00D steps)

Cylinder: -8.75D~+8.75D 0.25D steps

Axis angle: 0~180° (1°/5°steps)

Pupil distance: Distant range 52~80mm Close range 48~76mm 0.5/1mm steps

Rotary Prism: 0~20 Δ (0.1 Δ /0.5 Δ)

Cross Cylinder Lens: ±0.25D

Retinoscope: +1.50D(67cm), +2.00D(50cm)

Auxiliary Lens: PH, Binocular (∅ =1.0mm)

RMV/RMH

RL(Right eye)、GL (Left eye)

Polaroid (Right eye 135°/45°) , (Left eye 45°/135°)

Prism (Right 3 Δ BU , 6 Δ BU) , (Left 3 Δ BD, 10 Δ BI)

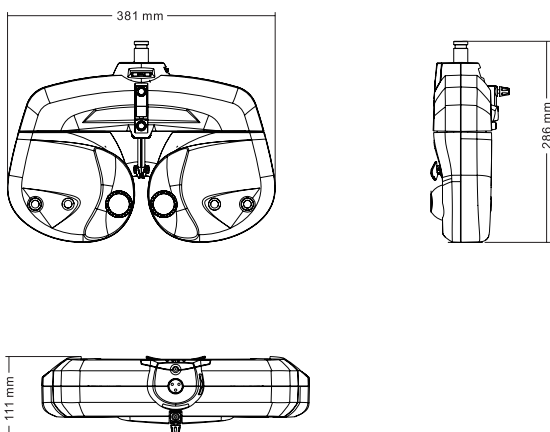
Cross Cylinder Lens(±0.50D Axis=90°)


PD Lens

CV head size: 381mm×286mm×111mm 3.8kg

Table size: 243mm×171mm×7mm 0.5kg

Power supply: AC220V 50Hz or AC110V 60Hz, 90W





## DVT-1000

### Features:

- ◆ Fast lens loading helps to minimize accommodation interference and fatigue of examinees eyes. Silent operation offers more comfort during exam.
- ◆ Wireless Communication with Auto Refractometer, LED Chart Projector and Unit Table via Bluetooth allows perfect data transmission regardless of working environment.
- ◆ Dual cross cylinder lens as well as Jackson cross cylinder lens supports highly accurate exams over astigmatism axis and visual acuity. Improved speed of lens movement prevents accommodation interfering exam and guarantees accurate astigmatic exam.
- ◆ Compatibility with polarized LCD chart provides even economic efficiency. (Both linear and circular polarization).
- ◆ Slimmer design even prevents minimum mechanical interference during exam and enables easy monitoring over patients. Easily input optometry date. Optometrist can input the data of patient directly to save time.
- ◆ Diversification of near vision exam is realized through highly reliable near vision test charts, visual function test and various refraction charts.
- ◆ Graphical representation displayed on screen guides test process easier, faster and professional in real time.
- ◆ Exam can be carried out with tablet panel, for examiners' preferences easily. (Tablet PC OS : Android 5.0 / Resolution 2860x1600).
- ◆ Bluetooth printer on operation panel supports easy use of printer and even replacing paper at one go.

### Specification:

#### I. Basic technical parameters

Spherical lens: 19.00~+16.75D (0.25D/0.50D/1.00D/3.00D steps)

Cylindrical lens: -8.75D~+8.75D 0.25D steps

Cylinder Axis: 0~180° (1°/5°steps)

Working distance: 35 ~ 70 cm (Step: 5 cm)

Rotary Prism: 0 ~ 20 Δ (Step: 1 Δ / 2 Δ)

Crossed Cylinder: Jackson Crossed Cylinder 0.25D  
Jackson Crossed Cylinder 0.50D

Double cross cylinder (separating prism)

Retinoscopy Lenses: + 1.5D, + 2.0D (test distance 67cm, 50cm)

#### II. Auxiliary lenses

1. Pinhole lens  $\Phi$  1mm
2. Markov lever Right eye (horizontal Markov lever), left eye (vertical Markov lever)
3. Red-green filter right eye (red), left eye (green)
4. Polarizing filter right eye (135°, 45°), left eye (45°, 135°)
5. Separation prism right eye (6 Δ BU), left eye (10 Δ BI)
6. Fixed Cross Cylinder Jackson Cross Cylinder 0.50D, Axis fixation 90°
7. Vision 32°

#### III. Data link with optometry series and focal length meter series;

#### IV. Light body and ultra-low sound;

Maximum size: 600x400x200mm

Host size: 360x85x360mm

Flat size: 247x179x4.68mm

Tablet resolution: 2860x1600

Flat screen: 10.1 inches

Voltage: AC 100-240V 50 / 60Hz

Power: 90W

Weight: 7.5kg

Packaging volume: 0.05 cubic

Packing size: 520x450x220mm

Packaging material: aluminum alloy box



## ▶ DVT-1000B

### ● Specification:

(A)Measuring Range:

(1)SPH: 0.00D~-19.00D(-0.25D) +0.25D~16.50D(+0.25D)

(2)CYL: 0.00D~-8.75D(-0.25D)

(3)AXIS: 0°~180(1°/ 5°)

(4)P.D: 48-80mm(in 1mm steps)

(B)Auxiliary Lenses:

(1)Occluder.

(2)P.D check

(3)Pinhole.

(4)Polarizing: right eye 135°, left eye 45°.

(5)Red/Green Filters right eye:red, left eye:green

(6)Maddox Rod: Right eye red horizontal/vertical,  
Left eye white vertical/horizontal.

(7)Dissolution prism: Right eye 6ΔB/U; Left eye 10ΔB/l.

(8)Fixed Cross Cylinder: ±0.25D

(9)Retinoscope: +1.50D

(C)Auto Cross Cylinder Lens: ±0.25D

(D)Rotary Prism: 0Δ~20Δ(In 0.1, 0.5, 1.0 steps)

(E)Fast input: SPH、CYL、AXIS

(F)Binocular vision balance test

(G)You can choose from panel to link with LCD screen, projector, LCD screen with polarizer

(H)Can test LCD polarizing

(I)Control System: Touch Pane Control


(J)Monitor: LCD(10.2")

(K)Dimensions & weight: Dimensions: 46\*40\*52(cm) Weight: 9kg

(L)Power Source: :DC12V

◆ Touch panel can flip, and in turn can be directly operation on the touch panel





## ▶ ACP-200

### ● Features :

- New design makes it look more modern
- Inspecting 30 charts and 35 masks
- Provide with five kinds of chart of binocular balance, single vertical line, single horizontal line and single chart modes
- Provide with different charts(Chart A, B and C) in order to satisfy needs of different countries
- Filter function can be realized red / green display
- High-definition projection screen

### ● Specification :

---

Projection distance: 1.5m-6m

---

Charts: 30 kinds

---

Filtering function: Red/Green

---

Speed of chart conversion: 0.03S

---

Program: 2 sets program, each program contains  
up to 30 steps

---

Light: Halogen lamp(12V, 50W)/LED (5V,5W)

---

Auto-off function: 5 minutes

---

Voltage: AC220V/110V 50/60HZ

---

Dimensions: 300(L) ×230(W) ×240(H)

---

Net Weight: 6Kg

---



## ▶ ACP-350













### ● Features:


- By the way of double locating, it would correct errors automatically.
- Offering more clear and sharp pictures.
- Increase the picture density; there are 5 icons in one line.
- The charts are bigger; Size: 33CM×22.5CM (in 5M refraction)
- Projected by wireless remote controller.
- Able to project the charts one by one.
- Standard accessories, the metal board is covered by bias material.



### ● Specification:

Projection distance:	2-6(M)
Projection magnification:	30 × (in 5M refraction)
Projection size:	330 × 225mm, Ø275mm (in 5M refraction)
Numbers of charts:	33
Chart change-over:	3 frame/sec
Numbers of masks:	open 1, horizontal line vertical line 8, single isolation 16, r and g 1
Tilt range:	10 ° horizontally as well as vertically
Projection lamp:	6V 20W (halogen lamp)
Automatic shut-off mechanism:	5 minutes
Electricity:	AC 110V/60HZ or 220V/50HZ
Power consumption:	65W
Dimension:	196(W)×292(L)×234(H)(MM)
Weight:	6.5KGS

<b>E</b> 0.05	<b>MEW</b> 0.1 <b>3ME</b> 0.15	<b>M3WME</b> 0.2 <b>3EMEW</b> 0.3 <b>WM3EE</b> 0.4	<b>EWME3</b> 0.5 <b>WEW3E</b> 0.6 <b>MW3EM</b> 0.7	<b>W3WME</b> 0.8 <b>EM3WE</b> 0.9 <b>MW3EM</b> 1.0	<b>W3WME</b> 1.0 <b>EM3WE</b> 1.2 <b>MW3EM</b> 1.5	<b>FVN</b> 0.1 <b>ZPD</b> 0.15
<b>TDEPA</b> 0.2 <b>VLNEK</b> 0.3 <b>DAOFR</b> 0.4	<b>ECKHD</b> 0.5 <b>FZDKV</b> 0.6 <b>OFLCN</b> 0.7	<b>APEDT</b> 0.8 <b>TZVEA</b> 0.9 <b>OHPNF</b> 1.0	<b>KENLV</b> 1.0 <b>EVOTD</b> 1.2 <b>VKDZF</b> 1.5	<b>8</b> 0.05	<b>592</b> 0.1 <b>638</b> 0.15	<b>35698</b> 0.2 <b>68239</b> 0.3 <b>86953</b> 0.4
<b>23586</b> 0.5 <b>69328</b> 0.6 <b>92563</b> 0.7	<b>38965</b> 0.8 <b>59682</b> 0.9 <b>95836</b> 1.0	<b>63589</b> 1.0 <b>86395</b> 1.2 <b>39826</b> 1.5	 0.05	 0.2  0.4	 0.6  0.8  1.0	
						
						



## LCP-100

### Features:

- ◆ LINK LCD Chart Projector LCP-100 has multiple extended functions, 21.5 inch LED backlit screen.
- ◆ Various kinds of tests meet the diverse needs of the measurement.
- ◆ Quick test list – Pick ten or less frequently used tests to establish your own quick test list.
- ◆ It can be connected with computer, DVD player or input with multi – media signal through VGA/AV/YPBPR/USB connections as a multi – media player.
- ◆ Excellent programming give full play to the features of CPU.
  1. Without polarization;
  2. Not online;
  3. Adjustable screen brightness;
  4. The distance can be set from 1–6 meters;
  5. Infrared remote control;
  6. International C standard, national standard E standard, alphabet visual standard, children visual standard, digital visual standard, astigmatic visual standard, cross visual standard, binocular balanced visual standard, color blindness visual standard, etc.

### Specification:

Maximum size: 510×350×120mm (including bottom corner)

Screen: 21.5 inches (495×285mm)

Screen ratio: 16: 9

Screen resolution: 1920×1080

Voltage: AC220V / 110V 50 / 60HZ (to DC12V)

Weight: 2.5kg

Packing volume: 0.05 cubic

Packing size: 660×160×470mm



## LCP-150


### Features:

- ◆ LINK LCD Chart Projector LCP-150 has multiple extended functions, 23 inch LED backlit screen, polarized charts is provided for binocular test.
  - ◆ Various kinds of tests meet the diverse needs of the measurement.
  - ◆ Quick test list – Pick ten or less frequently used tests to establish your own quick test list.
  - ◆ It can be connected with computer, DVD player or input with multi – media signal through VGA/AV/YPBPR/USB connections as a multi – media player.
  - ◆ Excellent programming give full play to the features of CPU.
1. Without polarization;
  2. Can be used online or alone;
  3. Adjustable screen brightness;
  4. The distance can be set from 1–6 meters;
  5. Infrared remote control;
  6. International C standard, national standard E standard, alphabet visual standard, children visual standard, digital visual standard, astigmatic visual standard, cross visual standard, binocular balanced visual standard, color blindness visual standard, etc.

### Specification:

Maximum size: 600×430×150mm (including bottom corner)
Screen: 23 inches (530×305mm)
Screen ratio: 16: 9
Screen resolution: 1920×1080
Voltage: AC220V / 110V 50 / 60HZ (to DC12V)
Weight: 3.5kg
Packing volume: 0.05 cubic
Packing size: 660×160×470mm





## ▶ LCP-1200

### ● Features:

- ◆ LINK LCD Chart Projector LCP-100 has multiple extended functions, 27 inch LED backlit screen, polarized charts is provided for binocular test.
  - ◆ Various kinds of tests meet the diverse needs of the measurement.
  - ◆ Quick test list – Pick ten or less frequently used tests to establish your own quick test list.
  - ◆ It can be connected with computer, DVD player or input with multi – media signal through VGA/AV/YPBPR/USB connections as a multi – media player.
  - ◆ Excellent programming give full play to the features of CPU.
1. With 3D polarization;
  2. Can be used online or alone;
  3. Screen brightness can be adjusted;
  4. The distance can be set to 1–6 meters;
  5. Infrared remote control;
  6. International C standard, national standard E standard, alphabet visual standard, children visual standard, digital visual standard, astigmatic visual standard, cross visual standard, binocular balanced visual standard, color blind detection visual standard, etc.
  7. Polarized 3D can provide stereo polarized vision targets, which are necessary for stereo vision and binocular balance inspection;

### ● Specification:

---

Maximum size: 660×450×150mm (including bottom corner)

---

Screen: 27 inches (620×360mm)

---

Screen ratio: 16: 9

---

Screen resolution: 1920×1080

---

Voltage: AC220V / 110V 50 / 60HZ (to DC12V)

---

Weight: 4.5kg

---

Packing volume: 0.052 cubic

---

Packing size: 700×160×470mm

---





## ▶ LCP-200

### ● Features:

- LCD:17-inch XGA Panel
- Distance: 2 M -7M (in steps of 0.1M) / 6inch-24feet (in steps of 0.5 foot)
- Brightness: >160 cd/m2
- Optotype: E,C,Letter,Number,Children
- Test function:Schober Test,Worth Test,Cross Grid,Coincidence Test, ETDRS,Stereo Test,
- AstigmatismTest, Traffic light,Contrast Sensitivity Test, Fixation point Test, Ishihara Test,
- Cross cylinder, Red Green Panel
- Red Green Balance
- Mask type: Change of the background, Single mask, Horizontal mask,Vertical mask, Red/Green mask, Contrast sensitivity
- Visus unit: 5-Grade, Decimal, LogMAR, Snellen(ft), Snellen (M)
- Other functions: optotype random display
- Contrast adjustment of aptotype and EDTRS
- Auto entering standby mode
- Real time adjustment of red and green test chart
- Mirror image: Use with path folding mirror possible
- Video/audio displaying function

### ● Specification:

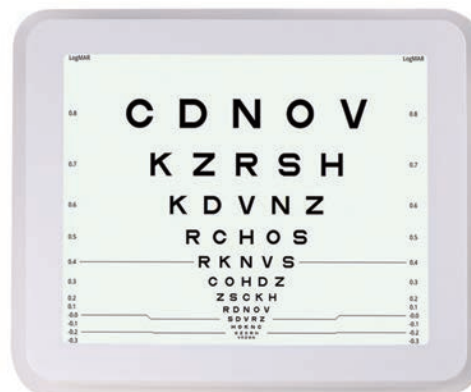
Power: Input: 110-230V AC +-10%, 50/60Hz

Output: 12V DC


Power consumption: 20 Watt(max)v

Vision chart Dimension: 420 mm×350 mm×40mm(L/W/H)

Net Weight: 2.0KGS



# Near Vision Tester/Eyesight Improver



## ▶ NV-100 (Near Vision Tester)

### ● Features :

- The NV-100 near vision tester enables a complete refractive and binocular vision investigation to be carried out with the head and eyes in their normal posture at any working distance.
- The refractive tests include:
  - Measurement of visual acuity using Snellen letter and illiterate E-chart, and Times Roman reading types.
  - Accurate determination of presbyopic additions and other near corrections.
  - Near vision astigmatism tests.
  - Amplitude of accommodation including monocular measurements under binocular conditions.
- The Binocular balance tests include:
  - Fixation disparity test for uncompensated heterophoria motor eye dominance.
  - Accommodation-convergence relationship.
  - Quantitative evaluation of foveal suppression in heterophoria patients.
- Near point of convergence.
- Targets for subjective cover tests for heterophoria and harmonious ARC.



### ● Specification :

Test Distance: 36cm

Distant Control: 60cm

Size: 220(H)×210(W)×42(D) mm

Weight: 780g

Power Supply: LR6AA/1.5V×3

## ▶ LK-N1202N/LK-N1202H

### ● Specification :

The Comparison of LK-N1202N/LK-N1202H

Item	LK-N1202N	LK-N1202H
Application	myopia/amblyopia/hyperopia/strabismus	myopia/amblyopia/hyperopia/strabismus
Principle	Binocular Imaging and Tripartite Interaction in Vision	Binocular Imaging and Tripartite Interaction in Vision
Power Adaptor Input	AC220V±20V; 50Hz±1Hz	AC220V±20V; 50Hz±1Hz
Power Adaptor Output	DC12V,1.25A	DC12V,1.25A
Input Power	≤15VA	≤15VA
Audio	Dual input, input voltage≤0.5-3V,2x2W stereo sound	Dual input, input voltage≤0.5-3V,2x2W stereo sound
Video Input	PAL or NTSC format, Input voltage≤0.5-1.2Vp-p,HDMI signal input	PAL or NTSC format, Input voltage≤0.5-1.2Vp-p,HDMI signal input
Screen Definition	195PPI	292PPI
Screen Brightness	200cd/m <sup>2</sup>	400cd/m <sup>2</sup>
Screen Contrast	300/1	900/1
Distance of Visual	≤70mm	T≤70mm



## ▶ PD-1 (PD Ruler)



## ▶ PD-5


### ● Features :

- Digital PD Ruler
- It is a digital precision optical instrument used to measure distance. It employs precise optical structure, the line of light is very clear and precise
- Separated measurement for left or right eye is available.

### ● Specification :

Electric Voltage: 23A 12V battery
Power: 5W
Weight: 0.2kg
Volume: 21.5(L)x12.2(w)x44(H)cm





## ▶ PD-28

### ● Specification :

Range of measurement: 45 to 82MM (both eyes), 22.5 to 41MM (each eye)

Indication error:  $\leq 0.5$  mm

Rounding error:  $\leq 0.5$  mm

Range of focusing point: 30 cm $\sim\infty$

Electric Voltage: DC 3V (5# AA battery $\times 2$  pieces)

Time for automatic shut-off: 1 minute



CE

## ▶ ET-20(Electric Table)

### ● Specification :

Dimension of worktable: 480\*400mm

Table movable distance: 180mm

Input voltage: AC110V/220(60/50HZ)

Max Loading: 75KG

Weight: 20KG



CE

## ET-20S B

### Features:

1. The motor rises and falls smoothly with low noise;
2. All-aluminum pillar body, fully oxidized, beautiful and atmospheric;
3. The bottom plate is integrated with sheet metal parts, which is firm and stable;
4. The table material is made of high-density film-coated board, which has strong practicability and comfortable touch;

### Specification:

Maximum size: 600x440x630mm
Table size: 600x435mm
Raising range: 170mm (630-800mm)
Maximum load: 150kg
Voltage: 220V / 50Hz or 110V / 60Hz
Power: 50W
Weight: 20kg
Packing size: 720x570x450mm
Packaging volume: 0.2 cubic



## ET-20S N


### Features:

1. The motor rises and falls smoothly with low noise;
2. The table has a wire hole for easy threading;
3. All-aluminum pillar body, full oxidation treatment, beautiful atmosphere;
4. The table material is made of high-density film-coated board, which has strong practicability and comfortable touch;

### Specification:

Maximum size: 650x440x600mm
Table size: 600x435mm
Lifting range: 170mm (650-820mm)
Maximum load: 150kg
Voltage: 220V / 50Hz or 110V / 60Hz
Power: 50W
Weight: 20kg
Packing size: 720x570x450mm
Packaging volume: 0.2 cubic





## ET-20S L

### Features:

1. The motor rises and falls smoothly with low noise;
2. The table has a wire hole for easy threading;
3. Two machines can be placed and work at the same time;
4. All-aluminum pillar body, fully oxidized, beautiful and atmospheric;
5. Using an oversized aluminum alloy base plate, which is firm and stable;
6. The table material is made of high-density film-coated board, which has strong practicability and comfortable touch;

### Specification:

Maximum size: 800×440×650mm

Table size: 800×435mm

Lifting range: 170mm (650–820mm)

Maximum load: 150kg

Voltage: 220V / 50Hz or 110V / 60Hz

Power: 50W

Weight: 25kg

Packing size: 930×560×480mm

Packaging volume: 0.25 cubic



## ET-30

### Features:

1. The table material is made of ABS hard plastic, which can slide left and right, and can place two instruments;
2. The body is equipped with two 220 / 100V international universal sockets
3. Both sides of the table are equipped with mounting steel plates that can be installed with the slit lamp power box, which is beautiful and practical;

### Specification:

Maximum size: 890×410×750mm

Table size: 800×435mm

Lifting range: 170mm (750mm –920mm)

Maximum load: 150kg

Voltage: 220V / 50Hz or 110V / 60Hz

Power: 50W

Weight: 45kg

Packing size: 1070×590×600mm

Packaging volume: 0.35 cubic



## ET-50


### Features:

1. Can accommodate 5–6 devices to work at the same time, convenient for optometry;
2. Table material, mold plate + imported film, different colors can be selected, can be customized;
3. The lifting system and the bottom plate are made of aluminum alloy, which is more beautiful and stable;

### Specification:

Maximum size: 2450×560×650mm
Table size: 2410×560mm
Sector arc: 120° (1800mm arc)
Lifting range: 170mm (650mm–820mm)
Lifting structure: double lifting motor
Lifting error: ±5mm (balanced left and right)
Maximum load: 250kg
Voltage: 220V / 50Hz or 110V / 60Hz
Power: 100W
Weight: 90kg
Packing size: 2500×900×450mm
Packaging volume: 1 cubic





## EC-A

### Features:

1. Added weights on the seat, and the foot switch is convenient and comfortable to use;
2. It has the functions of rotation, tilting back and movement, and the motor can be lifted smoothly and comfortably;
3. Chair leather color can be customized;

### Specification:

Maximum size: 900×650×1350mm

Seat cushion size: 500×480×120mm

Lifting range: 150mm (550–700mm)

Seat load: 250kg

Seat armrest load: 100kg

Seat reclining angle: 160°

Seat rotation angle: 45°

Voltage: 220V / 50Hz or 110V / 60Hz

Power: 50W

Packing size: 1050×690×810mm

Packaging volume: 0.56 cubic



## EC-C

### Features:

1. Added weights on the seat, and the foot switch is convenient and comfortable to use;
2. It has the functions of rotation, tilting back and movement, and the motor can be lifted smoothly and comfortably;
3. Chair leather color can be customized;

### Specification:

Maximum size: 900×650×1400mm

Seat cushion size: 500×500×120mm

Lifting range: 150mm (550–700mm)

Seat load: 300kg

Seat armrest load: 100kg

Seat reclining angle: 160°

Seat rotation angle: 45°

Voltage: 220V / 50Hz or 110V / 60Hz

Power: 50W

Packing size: 1050×690×810mm

Packaging volume: 0.56 cubic





## EC-E

### Supporting the main skeleton 10mm thick

The main frame is made of 10mm thick steel plate, which is laser welded and integrated.

Support the entire body weight can afford: (500KG-800KG)

1000\*320\*80\*10mm



### Support plate 3mm thick

The main frame adopts 3mm thick steel plate, which is laser-cutting technology, CNC bending, spheronization and integrated molding.

Support the entire body weight can afford: (500KG)

1100\*500\*3mm



### Headrest

1. Genuine leather sponge head pillow
2. Can be adjusted as needed

## Specification:

Unit size: 950x710mmx1280mm

Chair up and down range: 440mm-590mm

Chair loading ability: 300kg-400kg

Chair arm loading ability: 100kg-200kg


Electric Voltage: AC220V/110V 50/60HZ

Weight: 110kg

Package: wooden case



# Electric Chair/Phoropter Arm



## EC-D



EC-D

## PA-1

### Features:

1. For fixing on the wall and hanging the bull's eye and the projector at the same time.

### Specification:

Maximum size: 700×600×200mm

Swing arm angle: +35°

Maximum hanging weight: 80KG

Swing arm rotation angle: 90°

Packing size: 720×330×220mm

Packaging volume: 0.05 cubic



## PA-1

### Features:

1. Fixed use with column;

### Specification:

Maximum size: 670×200×100mm

Swing arm angle: +35°

Maximum hanging weight: 80KG

Swing arm rotation angle: 90°

Packing size: 720×330×220mm

Packaging volume: 0.05 cubic



## ▶ PC-A PC-B PC-C PC-D



PC-A



PC-B



PC-C



PC-D

## ▶ TLS-68 (Trial Lens Set)

### ● Specification:

Trial Lens Set: 68 pieces

Spheres: 28pairs

Cylinders: 12pieces



CE

## ▶ TLS-104

### ● Specification:

Spheres: 18 pairs each of concave and convex

Cylinders: 6 pairs each of concave and convex

Prisms: 2 pieces


Accessories: 6 pieces

Cross cylinder: x0.25



CE

# Trial Lens Set



## ▶ TLS-158

### ● Specification:

Trial lens set 158PCS

Spheres: 25 pairs each of concave and convex

Cylinders: 12 pairs each of concave and convex

Prisms: 4 pieces

Accessories: 6 pieces

Cross cylinder: x0.25



CE

## ▶ TLS-232

### ● Specification:

232 pieces included, plastic rim, aluminum case

Sphere: 68 pairs

Cylinder: 38 pairs

Prism: 10 pieces

Accessories: 10 pieces

Inner dimensions: 318mm (L) x 518mm (W) x 35mm (H)

Outer dimensions: 355mm (L) x 545mm (W) x 100mm (H)

Weight: 4.8kg



## ▶ TLS-266

### ● Specification:

267 pieces included, metal rim, aluminum case

Sphere: 80 pairs

Cylinder: 40 pairs

Prism: 14 pieces

Accessories: 13 pieces

Inner dimensions: 318mm (L) x 518mm (W) x 35mm (H)

Outer dimensions: 355mm (L) x 545mm (W) x 100mm (H)

Weight: 7kg



CE

## ▶ TLS-266B

### ● Specification:

267 pieces included, metal rim, aluminum case

Sphere: 80 pairs

Cylinder: 40 pairs

Prism: 14 pieces

Accessories: 13 pieces

Inner dimensions: 318mm (L) x 518mm (W) x 35mm (H)

Outer dimensions: 355mm (L) x 545mm (W) x 100mm (H)

Weight: 7kg



## ▶ CF-1

### ● Specification :

Fixed PD: 56 58 60 62 64 66 68 70

Package: 8 pairs/box

Net Weight: 40g/piece



CE

## ▶ CF-2

### ● Specification :

Fixed PD mentioned on the frame body

PD scale: -50/52/54/56/58/60/62/64/66/68

Package option: A: Individual box

B: PD50~56 4pcs in a blue box

PD58-68 6pcs in a blue box



CE

## ▶ AF4880 (Trial Frame)

### ● Features :

- Nose pad is optional
- Available for 4 lenses to be inserted at each side
- Length and angle of leg is adjustable
- Height of nose pad is adjustable
- Adjust the axis of astigmatism is convenient

### ● Specification :

Material: Metal

PD adjustable range: 48-80mm

Weight: 55g



CE

## ▶ STF5470 (Trial Frame)

### ● Features :

- Nose pad is optional
- Available for 4 lenses to be inserted at each side
- Length and angle of leg is adjustable
- Height of nose pad is adjustable
- Adjust the axis of astigmatism is convenient

### ● Specification :


Material: Titanium

PD adjustable range: 54-70mm

Weight: 48g



CE



## ▶ UTF5080

### ● Features :

- Available for 5 lenses to be inserted at each side
- Length, angle and shape of leg is adjustable
- Height of nose pad is adjustable
- Adjust the axis of astigmatism is convenient

### ● Specification :


PD Scale: 50-80cm

Net Weight: 61g



## ▶ NVC-01 NVC-02 NVC-03 (Near Visual Acuity Chart)

- LED backlighting(patent product).standardized and uniform illumination.Clearly printed optotypes.
- Double side display.Powered by lithium battery.With a stand(its gradient can be adjusted).
- With a cord to determine the test distance.With one pointer.



NVC-01



NVC-02



NVC-03



## ▶ VAC-01 (Visual Acuity Chart)

### ● Specification :

- Including optotype, astigmatism chart,red/green bar. Each part can be illuminated separately.
- Controlled by wireless remote.
- Test distance: 3 meters. 80cm×28.3cm×1.8cm
- The same is available for various distance in 2m,2.5m,4m,5m,6m.



ChartA



ChartB



ChartC

## ▶ VAC-02

- Including optotype, astigmatism chart, red/green bar.
- All the functional parts are illuminated at the same time.
- Controlled by wireless remote, or by manual.
- Test distance: 5 meters.      85cm×28.3cm×1.8cm



ChartA



ChartB


## ▶ VAC-03


- Snellen Chart
- Test distance: 6m
- Size: 71×28.3×1.8cm



## ▶ VAC-04

- C Ring Chart
- Test distance: 5m
- Size: 85×28.3×1.8cm





## ▶ TC-1



## ▶ BL-1 (Board Lens)

5pcs × 8 blades total 40 pcs



## ▶ CC-1 (Cross Cylinder)

x 0.25D x 0.50D



## ▶ FL-1 (Flipper)

- Spheres: Lenses Option: 0.25~3.00 (steps: 0.25)
- Red and Green Maddox Rod
- Prisms( $\Delta$ ): 0.50, 1.00, 2.00, 3.00, 4.00, 5.00, 6.00, 7.00, 8.00, 9.00, 10.00



## ▶ MP-1 (Multi-Pinhole Occluder)

- Length: 244mm
- Dia: 60mm




## ▶ HO-1 (Hand Occluder)





## ▶ RG-1



## ▶ MT-1 (Maddox Test)



## ▶ VB-15\HB-16 (Prism Bar)


- VB-15: Diopter( $\Delta$ ):1,2,3,4,5,6,8,10,12,14,16,18,20,25,30
- HB-16: Diopter( $\Delta$ ):1,2,4,6,8,10,12,14,16,18,20,25,30,35,40,45



VB-15




HB-16



VB-15+HB-16

# Loose Prisms



## ▶ LP-16 (Loose Prisms)

0.5, 1, 2, 4, 6, 8, 10, 12, 15, 20, 25, 30, 35, 40, 45, 50, RF



## ▶ LP-22

0.5, 1, 2, 3, 4, 5, 6, 7, 8, 9, 10, 12, 14, 16, 18, 20, 25, 30, 35, 40, 45, 50, RF



## ▶ LP-16H (Loose Prisms with handle)

## ▶ LP-22H



# Slit Lamp

## ▶ SL-200

### ● Specification :

Microscope Type	Converging Stereoscope Microscope
Magnifications Selection	Two Steps Magnifications
Eyepiece	10x
Magnification Ratio	10x (18mm), 16x (14.5mm)
Diopter Adjustment	50mm ~ 82mm
Pupillary Adjustment	±5D
Side Shift	110mm
Depth Shift	90mm
Height Shift	30mm
Height Shift	80mm
Fixation Target	Red LED
Slit Width	0 ~ 10mm continuous(at10mm,slit becomes circle)
Slit Height	φ10mm,φ3mm,φ1mm,φ0.2mm
Filter	Heat Absorption,Red-free,Cobalt Blue
Illumination Bulb	12V 50W Halogen lamp
Input Voltage	220V/110V
Frequency	50H/60Hz
Power Consumption	68VA
Gross Weight	13KG
Net Weight	11KG
dimension	455mm(L)*385mm(W)*630MM(H)




CE

## ▶ SL-200A

### ● Specification :

Microscope	Microscope Type	Converging Stereoscope Microscope
	Magnification Selection	Two Steps Magnifications
	Eyepiece	10x
	Magnification Ratio (Field of View)	10x(18mm)、16x(14.5mm)
	Pupillary Adjustment	50mm~82mm
Base	Diopter Adjustment	±5D
	Side Shift	110mm
	Depth Shift	90mm
Chin rest	Height Shift	30mm
	Height Shift	80mm
Illumination system	Fixation Target	Red LED
	Slit Width	0 ~ 9mm Continuous(at 9mm,slit becomes a circle)
	Slit Height	1 ~ 8mm Continuous
	Slit Angle	0° ~ 180° adjustable
	Diameter of Light Spot	φ9mm、φ8mm、φ5mm、φ3mm、φ2mm、φ1mm、φ0.2mm
	Filter	Heat Absorption,Grey,Red-free,Cobalt Blue,
Power	Illumination Bulb	12V 50W halogen lamp
	Input Voltage	110-240V AC
	Frequency	50/60Hz
Weight And Size	Power Consumption	68VA
	Gross Weight	18kg
	Dimension	690mm(L)×440mm(W)×420mm(H)





## ▶ SL-220S/SL-220

### ● Specification:

Microscope	Model	SL-220S	SL-220
	Type	Converging Stereoscope	
	Magnification change	Move the pole	
	Light source	LED lamp	
	Real fields of view	9mm-18mm	
	Stereoscopic angle : 13 degree	13 degree	
	Eyepiece	10X	10x, 16x
	Total magnification	10X, 16X	10x, 16x, 25x
	Field of View	10X:20mm, 16X:13mm, 25X:8mm	
	Range of adjusting the distance of pupil	54mm-92mm(>92mm)	
	Eyepiece diopter adjustment	≥±6D can reach ±8D(eyepiece10X);±15D (eyepiece16X);	
	Slit image width	0mm~14mm continuous	
	Slit image length	1mm~14mm continuous	
	Diameter of aperture	φ14mm, φ10mm, φ5mm, φ2mm, φ1mm, φ0.2mm	
	Slit angle	0~180 Rota table	
	Filter	Heat absorption, Grey, red free(Green), Cobalt blue	
	Illumination	DC5V LED lamp	
Moving	Back and forth moving	90mm	
	Left and right moving	100mm	
	Inching moving back and forth, right and left	15mm	
	Up and down moving	30mm	
Jaw bracket part	Up and down moving	80mm	
	Fixation	Red LED (supply power:7V, 0.02W; the lamp itself: 2V,0.006W)	
Power	Input voltage	110-240V±10%	
	Input frequency	50/60Hz	
	Input power	10W	
	Safe standard of electric	IEC601-1,type I, BF Model	
Weight and Dimension	Packing box	720mm x 495mm x 480mm	
	Gross weight	25Kg	




## ▶ SL-230

### ● Specification :

Microscope	Type	Galileo parallel style
	Magnification change	Five magnification
	Eyepiece	12.5X
	Total magnification	6x 10x 16x 25x 40x
	Field of View	6X:33mm,10X:20mm,16X:13mm,25X:8mm,40X:5mm
	Range of adjusting the distance of pupil	55 mm-75 mm
	Range of adjusting eyepieces	-5D - +5D
	Magnification	0.794x
	Slit width	0mm-14mm
	Slit length	1mm-14mm
	Diameter of aperture	φ14mm,φ10mm,φ5mm,φ2mm,φ1mm,φ0.2mm
	Slit angle	0-180
	Filter	Heat absorption, Grey, red free(Green), Cobalt blue
	Bulb	LED DC5V
Moving	Forward and backward moving	90mm
	Left and right moving	100mm
	Handle moving	15mm
	Up and down moving	30mm
Jaw bracket part	Up and down moving	80mm
	Fixation	Red LED
Power	Input voltage	110-240V±10%
	Input frequency	50/60Hz
	Input power	3W
	Safe standard of electric	IEC601-1,type I, BF Model
Weight and Dimension	Packing box	720mm x 495mm x 480mm
	Gross weight	25Kg
	Net weight	21Kg





## ▶ SL-240S/SL-240

### ● Specification:

Microscope	Model	SL-240S	SL-240
	Type	Converging Stereoscope	
	Magnification change	Move the pole	
	Light source	halogen lamp	
	Real fields of view	9mm-18mm	
	Stereoscopic angle : 13 degree	13 degree	
	Eyepiece	10X	10x,16x
	Total magnification	10X,16X	10x,16x,25x
	Field of View	10X:20mm,16X:13mm,25X:8mm	
	Range of adjusting the distance of pupil	54mm-92mm(>92mm)	
	Eyepiece diopter adjustment	≥±6D can reach ±8D(eyepiece10X);±15D (eyepiece16X);	
	Slit image width	0mm~14mm continuous	
	Slit image length	1mm~14mm continuous	
	Diameter of aperture	φ14mm,φ10mm,φ5mm,φ2mm,φ1mm,φ0.2mm	
	Slit angle	0~180 Rota table	
	Filter	Heat absorption, Grey, red free(Green), Cobalt blue	
	Illumination	12v, 50w halogen bulb	
Moving	Back and forth moving	90mm	
	Left and right moving	100mm	
	Inching moving back and forth, right and left	15mm	
	Up and down moving	30mm	
Jaw bracket part	Up and down moving	80mm	
	Fixation	Red LED (supply power:7V, 0.02W; the lamp itself: 2V,0.006W)	
Power	Input voltage	110-220V±10%	
	Input frequency	50/60Hz	
	Input power	60VA	
	Safe standard of electric	IEC601-1,type I, BF Model	
Weight and Dimension	Packing box	720mm x 495mm x 480mm	
	Gross weight	25Kg	




## ▶ SL-250

### ● Specification :

Microscope	Type	Galileo parallel style
	Magnification change	Three/Five magnification
	Eyepiece	12.5X
	Total magnification	10x 16x 25x
	Field of View	6X:33mm,10X:20mm,16X:13mm,25X:8mm,40X:5mm
	Range of adjusting the distance of pupil	55 mm-75 mm
	Range of adjusting eyepieces	-5D - +5D
	Magnification	0.794x
	Slit width	0mm-14mm
	Slit length	1mm-14mm
	Diameter of aperture	φ14mm,φ10mm,φ5mm,φ2mm,φ1mm,φ0.2mm
	Slit angle	0-180
	Illumination angle	0,5,10,15,20
	Filter	Heat absorption, Grey, red free(Green), Cobalt blue
	Bulb	12v, 50w halogen bulb
Moving	Forward and backward moving	90mm
	Left and right moving	100mm
	Handle moving	15mm
	Up and down moving	30mm
Jaw bracket part	Up and down moving	80mm
	Fixation	Red LED
Power	Input voltage	110-220V±10%
	Input frequency	50/60Hz
	Input power	60VA
	Output voltage	Illumination:4.5V 9V 12V Fixation:6V
	Safe standard of electric	IEC601-1,type I, BF Model
Weight and Dimension	Packing box	720mmx495mmx480mm
	Gross weight	25Kg
	Net weight	21Kg





## ▶ SL-270

### ● Specification:

Microscope	Type	Galileo parallel style
	Magnification change	Three/Five magnification
	Eyepiece	12.5X
	Total magnification	6x 10x 16x 25x 40x
	Field of View	6X:33mm,10X:20mm,16X:13mm,25X:8mm,40X:5mm
	Range of adjusting the distance of pupil	55 mm-75 mm
	Range of adjusting eyepieces	-5D - +5D
	Magnification	0.794x
	Slit width	0mm-14mm
	Slit length	1mm-14mm
	Diameter of aperture	φ14mm,φ10mm,φ5mm,φ2mm,φ1mm,φ0.2mm
	Slit angle	0-180
	Illumination angle	0,5,10,15,20
	Filter	Heat absorption, Grey, red free(Green), Cobalt blue
	Bulb	12V, 50w halogen bulb
Moving	Forward and backward moving	90mm
	Left and right moving	100mm
	Handle moving	15mm
	Up and down moving	30mm
Jaw bracket part	Up and down moving	80mm
	Fixation	Red LED
Power	Input voltage	110-220V±10%
	Input frequency	50/60Hz
	Input power	60VA
	Output voltage	Illumination:4.5V 9V 12V Fixation:6V
	Safe standard of electric	IEC601-1,type I, BF Model
Weight and Dimension	Packing box	720mmx495mmx480mm
	Gross weight	25Kg
	Net weight	21Kg





## ▶ SL-280S


### ● Features :

- The Galilean-type magnification system provides the 10X, 16X and 25X three magnification (standard configuration) and 6X, 10X, 16X, 25X and 40X (professional configuration); there is no need to change the eyepieces.
- The CCD adaptor, digital camera and teaching tube are supported.
- It can provide with 0.5mm, 3.5mm, 8mm and 14mm (max) apertures; it is specially fit for the examination for contact lens and foreign body in cornea.
- The German imported Osram 12V30W halogen lamp and LED lamp are both available.
- The slit angle can turn over 180 degree, horizontal scanning is supported.
- Thermal safety, cobalt blue and red free filters are provided.

### ● Specification :

Microscope type	Galilean-Type	Magnification	SL-280S:3-STEP
Eye piece	12.5x	Total magnification Ratio	10x, 16x, 25x(standard configuration) 6x,10x, 16x, 25x,40x(professional configuration)
Range of pupil distance	55mm~78mm	Field of view	40x (Ø5.5mm), 25x (Ø8.5mm), 16x (Ø13.5mm), 10x(Ø22mm), 6x (Ø34.7mm)
Slit width	0 ~14mm adjustable	Adjustment of diopter	±6D
Slit angle	0°~180°	Slit height	1~14mm adjustable
Light spot diameter	φ14mm,φ8mm, φ3.5mm,φ0.5mm	Filter	Thermal safety,Red-free,Cobalt Blue
Illumination bulb	12V/30W Halogen Lamp	Dimension	740 x 450 x 500(mm)
Power	220V/110V~±10%		

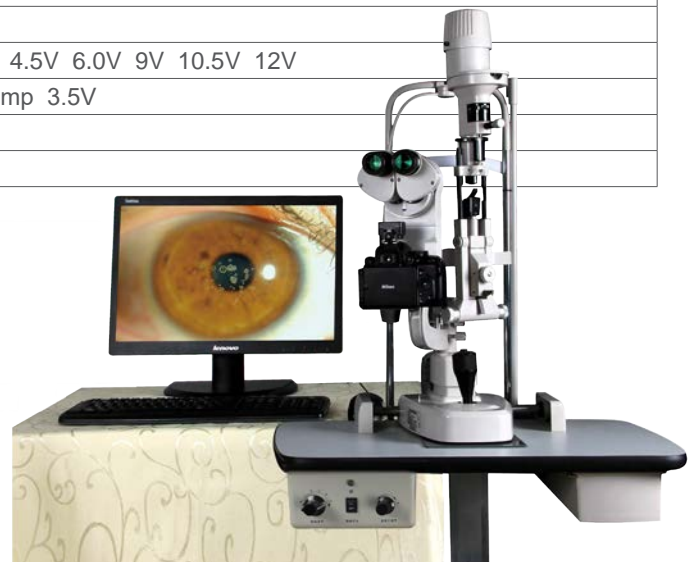




## ▶ SL-290/SL-290 Image System

### ● Specification:

Microscope	Type	Galiean magnifying type of the binocular with cross angle type	
	Eyeiece	12.5X	
	Total magnifying ratio	Visual diameter	
	6X	φ37mm±1.2mm	
	10X	φ23mm±1.2mm	
	16X	φ14mm±1.2mm	
	25X	φ8.2mm±1.2mm	
	40X	φ5.7mm±1.2mm	
	Magnification errors	±5%	
	The range of adjusting intraocular distance	55mm~75mm	
	Adjusting diopter	-5D~+3D	
	Indication errors is less than or equal	±0.5D	
	The relatively errors of the magnification ratio between left and right system is less than or equal 2.5%		
The visual field of left and right is the same, not create two double images, can not be impartiality for left and right. On the object lens, the value is less than 0.2mm up and down. Less than 0.4mm for left and right.			
Definition:		Magnifying X	6 10 16 25 40
		Definition LP/MM	35 53 74.9 100 112
Illumination	Slitting width	0mm~10mm adjusting continuously	
	Slitting height	1mm~10mm adjusting continuously	
	Diameter of the light spot	φ10,φ8,φ5,φ3,φ1,φ0.2(mm)	
	Slitting angle	0°~180°adjusting continuously from horizontal to vertical	
	Swing scope of slit light	±15 C	
	Magnifying of illumination errors	0.7 ±8%	
	Slitting tilting	5°,10°,15°,20°four grades	
	Color filter	Heat filter, light-reducing filter, red filter and cobalt filter	
	Lighting bulb	12V30W halogen tungsten bulb	
	Move the pedestal	Back and forth moving	90mm±5mm
Left and right moving		120mm±8mm	accurately adjusting≥112mm
Move vertical direction		30mm±5mm	accurately adjusting≥25mm
X,Y move		15mm±5mm	accurately adjusting≥10mm
Jaw bracket part	Up and down moving	80mm	
	The sight-line fixing lamp	Red LED	
Electric power	Input voltage	110/220V~±1HZ	
	Input frequency	50/60HZ±1HZ	
	Input power	60VA	
	Output voltage	Illuminating lights 4.5V 6.0V 9V 10.5V 12V Sight-line fixing lamp 3.5V	
Lighting source	12V/50W halogen tungsten bulb Nikon D5300 or Canon 100D		



## SL-3A

### Features:

◆ PARALLEL TYPE, GALILEAN SYSTEM

Stereoscopic binocular fusion

Can upgrade to teaching slit lamp and digital slit lamp

◆ MAGNIFICATION CHANGER: REVOLVING DRUM

SL-3A: 10x, 16x, 25X, 3-step magnification

◆ LIGHT SOURCE SYSTEM UPGRADE

Warm LED light source, suitable for eye tissue for 20,000 hours


Use PWM to ensure the brightness of light source stable

Continuous illumination control makes it more convenient to operate

### Specification:

Microscope Type:	Galilean System
Magnification Changer:	Revolving Drum
Eyepiece Magnification:	12.5X
Slit Width:	0mm~14mm Continuously Adjustable
Slit Length:	1mm~14mm Continuously Adjustable
Slit Angle:	0~180°Continuously Adjustable
Filter:	Heat Absorption, Grey, Redfree (Green), Cobalt Blue
Light Control:	PWM: Pulse Width Modulation
Light Source:	Warm LED
Basic Series	
Magnification:	10X, 16X, 25X
Diopter:	±7D
Pupil Range:	52mm~85mm
Visual Field Diameter:	6X:33mm; 10X:22mm; 16X:14mm; 25X:8.5mm; 40X:5.5mm
Illumination Type:	Haag-Streit Type
Electrical:	AC 100~250V,50/60HZ
Illumination Tilting:	5°,10°,15°,20°
Slit Aperture Size:	φ0.2, φ1, φ3, φ5, φ10, φ14 (mm)





## SL-5A

### Features:

#### ◆ PARALLEL TYPE, GALILEAN SYSTEM

Stereoscopic binocular fusion

Can upgrade to teaching slit lamp and digital slit lamp

#### ◆ MAGNIFICATION CHANGER: REVOLVING DRUM

SL-5A: 6x, 10x, 16x, 25X, 40X, 5-step magnification

#### ◆ LIGHT SOURCE SYSTEM UPGRADE

Warm LED light source, suitable for eye tissue for 20,000 hours

Use PWM to ensure the brightness of light source stable

Continuous illumination control makes it more convenient to operate

### Specification:

Microscope Type: Galilean System

Magnification Changer: Revolving Drum

Eyepiece Magnification: 12.5X

Slit Width: 0mm~14mm Continuously Adjustable

Slit Length: 1mm~14mm Continuously Adjustable

Slit Angle: 0~180°Continuously Adjustable

Filter: Heat Absorption, Grey, Redfree (Green),  
Cobalt Blue

Light Control: PWM: Pulse Width Modulation

Light Source: Warm LED

Basic Series

Magnification: 6X, 10X, 16X, 25X, 40X

Diopter:  $\pm 7D$

Pupil Range: 52mm~85mm

Visual Field Diameter: 6X:33mm; 10X:22mm; 16X:14mm;  
25X:8.5mm; 40X:5.5mm

Illumination Type: Haag-Streit Type

Electrical: AC 100~250V,50/60HZ

Illumination Tilting: 5°,10°,15°,20°

Slit Aperture Size:  $\phi 0.2$ ,  $\phi 1$ ,  $\phi 3$ ,  $\phi 5$ ,  $\phi 10$ ,  $\phi 14$  (mm)



## ▶ SL-300S/SL-300

### ● Features :

- All the optical lenses are moistureproof, mildewproof and anti-reflected treated.
- Large spot diameter, slit length reach to 14mm, more comprehensive view of the eye condition.
- Osram light bulbs, small heat, high-brightness, spot uniformity
- Handrail design, user-friendly and the convenience of patients
- All the joints can be connected by accessories with international standards

### ● Specification :


Property of slit lamp	Microscope Type	Galilean stereoscopic microscope
	Magnification selection	SL-300S: 3 steps by drum rotation SL-300: 5 steps by drum rotation
	Eyepiece	12.5x
	Magnification Ratio (Field of view)	SL-300S: 10x (φ22.5mm) 、 16x (φ14mm) 、 25x (φ8.8mm) SL-300: 6x (φ33mm) 、 10x (φ22.5mm) 、 16x (φ14mm) 、 25x (φ8.8mm) 、 40x (φ5.5mm)
	PD adjustment	50mm ~ 80mm
	Diopter Adjustment	+7D ~ -7D
Base	Left and righth move	110mm
	Dolly move	90mm
	Up and down move	30mm
Chin rest	Up and down move	80mm
	Fixation lamp	red LED
Property of illumination	Slit width	0 ~ 14mm continuous (at 14mm,slit becomes a circle)
	Slit height	1 ~ 14mm continuous
	Slit angle	0 ~ 1800 continuous
	Slit beveling	50,10°,150,200
	Light spot diameter	Φ14mm ,Φ10mm,Φ5mm , Φ3mm ,Φ2mm , Φ1mm ,Φ0.2mm and Φ1-14mm continuous
	Filter	Heat Absorption ,Grey ,Red-Free ,Cobalt Blue
Power	Input voltage	110V/220V AC
	frequency	50/60 Hz
	Power consumption	68VA
Weight and size	G.W	20kg
	N.W	16kg
	Main dimension	690mm(L)× 440mm(W)× 420mm(H)

SL-300S



SL-300





## SL-350S/SL-350

### Features:

- ◆ The Galilean type microscope system adopts revolving drum
- ◆ The excellent optical system can give you a clear and clean image.
- ◆ The 14mm aperture can help you observe the whole cornea and iris easily, and it is convenient to examine the foreign object.
- ◆ The German imported 6V20W Osram halogen lamp can fully make use of every beam. It can make sure that you get the clean and clear image effect with the minimum illumination, at the same time can protect the patient's eye.
- ◆ The high eyepoint and open field eyepieces design can guarantee the clear image even when you wear glasses.
- ◆ The modular design can reserve the adapters, this is convenient to connect beam splitter, digital camera adapter and the CCD adapter, thus can upgrade to the digital camera system or the image capture system.
- ◆ The adapter function is good, digital single lens reflex camera and the digital vidicon are compatible.

### Specification:

<b>Microscope type:</b>	Galilean-Type
<b>Eye piece:</b>	12.5×
<b>Range of pupil distance:</b>	55mm~78mm
<b>Slit width:</b>	0 ~14mm adjustable
<b>Slit angle:</b>	0°~180°
<b>Light spot diameter:</b>	φ14mm, φ10mm, φ5mm, φ3mm, φ2mm, φ1mm, φ0.2mm
<b>Illumination bulb:</b>	6V/20W Halogen Lamp
<b>Power:</b>	220V/110V~±10%
<b>Magnification:</b>	SL-350S: 3-STEP SL-350: 5-STEP
<b>Total magnification Ratio:</b>	10×, 16×, 25×(standard configuration) 40× (Ø5.5mm), 25× (Ø8.5mm),
<b>Field of view:</b>	16× (Ø13.5mm), 10×(Ø22mm), 6× (Ø34.7mm)
<b>Adjustment of diopter:</b>	±6D
<b>Slit height:</b>	1~14mm adjustable
<b>Slit inclination:</b>	5°, 10°, 15°, 20°
<b>Filter:</b>	Thermal safety, UV, Red-free, Cobalt Blue
<b>Dimension:</b>	740 x 450 x 500(mm)



## ▶ SL-350DC

### ● Features :

- This system was made up by the SL-350 slit lamp combining with the following accessories:
- digital camera adaptor, beam splitter, digital camera, and background illumination model (3V).
- Besides observing the eye diseases, it can take pictures, store and print the image. This is
- convenient to observe the patients' condition and evaluate the remedial effect.
- The high resolution ink jet printer, the image can be printed clearly.
- This system adopts the professional digital single lens reflex camera.


### ● Accessories :

	SL-350DC
Image System	Without
Beam Splitter	With
Digital Camera Adaptor	With
BacLite Background Illumination Model	With
MediView Image Process Software	Without
Digital Single Lens Reflex Camera(CANON EOS 600D)	With
Tonometer Adaptor included	With
computer	Without
Electric Table	With

### ● Specification :

Microscope type	Galilean-Type	Magnification	5-STEP
Eye piece	12.5x	Total magnification Ratio	10x, 16x, 25x(standard configuration)
Range of pupil distance	55mm~78mm	Field of view	40x (Ø5.5mm), 25x (Ø8.5mm), 16x (Ø13.5mm), 10x(Ø22mm), 6x (Ø34.7mm)
Slit width	0 ~14mm adjustable	Adjustment of diopter	±6D
Slit angle	0°~180°	Slit height	1~14mm adjustable
Light spot diameter	φ14mm, φ10mm, φ5mm,φ3mm, φ2mm, φ1mm, φ0.2mm	Slit inclination	5°, 10°, 15°, 20°
Illumination bulb	6V/20W Halogen Lamp	Filter	Thermal safety,UV,Red-free,Cobalt Blue
Power	220V/110V~±10%	Dimension	740 x 450 x 500(mm)





## ▶ SL-400

### ● Features :

- 14mm aperture provides broader and clearer field of view.
- Joystick is made by metal, and the overall appearance is fantastic, and at the same time it increases clinical operation space.
- Five-step drum magnification, Five-step drum magnification of eyepiece. Sclera vein could be observed under the 40X magnification.
- All the joints can be connected by accessories with with international standards.
- By stepless adjustable photoelectric box, it can provide all kinds of appropriate brightness of the lightening according to the clinical doctors' actual demand.
- Four different filters can be inserted into the illumination pathway. Anti-ultraviolet radiation filter ensures patients' safety during examination.

### ● Specification :

#### Microscope

Microscope Type Galilean Stereoscopic Microscope

Objective Magnification Five-step Drum Magnification

Eyepiece 12.5X

Magnifications 6.3X, 10X, 16X, 25X, 40X

Diopter Adjustment -5D~+5D

Pupil Distance 55mm~75mm

Field of view 6.3X=33mm, 10X=22.5mm, 16X=14mm,  
25X=8.8mm, 40X=5.5mm

#### Illumination Assembly

Slit Width 0mm~14mm adjustable

Slit Height 1mm~14mm adjustable

Slit Angle 0°~180° adjustable

Slit Inclination 5°, 10°, 15°, 20°

Diameter of Light Spot  $\phi$ 0.2mm,  $\phi$ 1mm,  $\phi$ 2mm,  $\phi$ 5mm,  $\phi$ 10mm,  
 $\phi$ 14mm

Filters Heat Absorption, Grey, Redfree, Cobalt  
Blue

Illumination Source 12V/30W Halogen Source

#### Power Supply

Input AC 110/220V 50Hz/60Hz





## ▶ Accessories for Slit Lamp Microscope

### >Tonometer Adaptor



For R type Goldman applanation tonometer

(Supported model:  
SL350/SL350S/SL360/SL360S/SL390H/SL390L)

### > Tonometer Adaptor

For T type Goldmann applanation tonometer

(Supported model:  
SL260/SL280/SL280S/SL350/SL350S/  
SL350C/SL360/SL390H/SL390L



### >Tonometer Adaptor



Fpr 870 type applanation tonometer.

(Supported model: SL260/SL280/SL280S)

### >Polarizer Filter Module

To r reduce corneal reflection it can be mounted permanently on the slit lamp Microscope and inserted or removed as required

(Supported model:  
SL260/SL280/SL280S/SL350/SL350S/SL360/  
SL360S/SL390H/SL390L



### > Yellow Filter Module

To provided additional contrast to fluresce in Images, It can be mounted permanently on the Slit lamp microscope and inserted or removed as required.

(Supported model:SL260/SL280/SL280S/SL350/  
SL350S/SL360/SL360S/SL390H/SL390L)

### > Yellow Filter

To provide additional contrast to fluoresce in images. It can be installed in front of the objective lens:

(Supported model:  
SL260/SL280/SL280S/SL350/SL350S/  
SL360/SL360S/SL390H/SL390L



### >Amber Filter

To provide a clear and high contrast image With improved color depth. It can be Permanently mounted in the slit illumination part. Assembled by factory ONLY. Please Consult sales before ordering.

(Supported model:  
SL260/SL280/SL280S/SL350/SL350S/SL360/  
SL360S/SL390H/SL390L)



### > Measuring Eyepiece

Equipped with a reticle plate inside, the eyepiece has a measuring function.

(Supported model:  
SL260/SL280/SL280S/SL350/SL350S/SL360/  
SL360S/SL390H/SL390L)




### > Metal Plate


Install slit lamp to a metal plate instead of wooden plate now. With small size design,it is easy to move the whole suit of silt lamp from One refractor to another without driing any Screw holes on tables top of the refractor.

### > Slit Lamp Plate

The diameter of the joint pin is 19mm, avaialbe for most of the instrument stand.

With this plate the slit lamp table top can be installed to the lower slit lamp arm of instrument stand.





## ▶ Beam Splitter of slit lamp



66Vision



Zeiss



Topcon D2



Mediworks Beam Splitter



Kanghua



HAAG STREIT BQ900



CSO Integrate Beam Splitter



Zeiss Integrate Beam Splitter

## ▶ Beam Splitter of Microscope



Leica 844 Microscope Beam Splitter



Zeiss Microscope

## ▶ EA-1


### ● Features:

- Converts smart phones into professional digital eyepieces for the traditional optical instruments. Just attached the equipped smart phone to the slit lamps, microscopes, telescopes, Spotting Scope, Binocular or Monocular ect. With built-in camera app, you can take sharp images, capture videos, and then share all information via email, SMS, twitter facebook.

### ● Specification:

- Adjustable support case dimension makes it available for the most mainstream smart-phones. The sizes of the smart-phones can be from 4"to 5.5"
- Ultra-durable Polycarbonate plastic body with aluminum chuck.
- Three jaw aluminum chuck design for fast installation, easy Operation.
- Send out high-res images directly from your phone via email, SMS, twitter or 3rd party apps.
- It is designed to work with eyepieces that are 1in – 1.8in in diameter
- Work with Slit Lamp, Microscopes, Telescopes, Binoculars, Spotting scopes and other Optical Instruments





## ▶ Adaptors



Adaptor for all mobilephone



DV Camera Adaptor



CCD Adaptor



Canon Nikon Camera Adaptor



Iphone Adaptor

## ▶ Laser Goggles

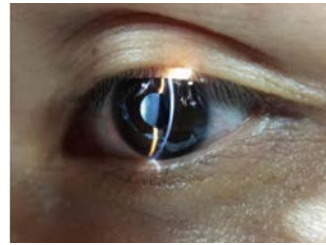


532 Laser Goggles



810 Laser Goggles

## ▶ S150



### ● Specification:

Magnification: 6X

Illumination: ●●●

Slit Length:  $\geq 12\text{mm}$

Slit Width (min): 0~12mm continuously adjustable

Filter: Cobalt blue filter

Power: Li-ion battery 3.7V/3400mAh


Illumination: LED bulb 3V/1W

Working Time: More than 6 hours

Recharging Time: 3.5 hours

Net Weigh: 240g (including battery)





## ▶ KJ5S1

### ● Features :

- The first portable slit lamp in China.
- Compact, hand-held, one hand operational
- High illumination white LED
- Fully charged can be used for 5-6 hours
- CE, ISO13485, ISO9001

### ● Specification :

Microscope type: converging microscope

Objective magnification: 1x

Eyepiece magnification: 10x, 16x

Diopter compensation  $\pm 7D$

Pupil distance: 80mm

Slit width: 0-10mm continuously adjustable

Diameter of light spot: 1mm, 3mm, 5mm, 10mm

Filter: Heat-absorptin, Grey, Red-free, Cobalt blue

Slit angle: horizontal +30

Light source: white LED

Power: 7.2V 750Ah Li Battery, Rechargeable

Working Time: 5-6 hours

Packing Volume: 40cm×20cm×23cm

Net weight: 750g

Gross weight: 2600g



CE

## ▶ KJ5S3


### ● Features :

- High definition imaging
- Real-time focus system
- Super large touch screen
- Cloud service system

### ● Specification :

MODEL: KJ5S3
MAGNIFICATION: 10X
WORKING DISTANCE: 80mm
SLIT WIDTH: 0-12mm continuously adjustable
APERYURE DISTANCE : 0.2mm,1mm,5mm,12mm
FILTER: Heat-absorption,Red-free Cobalt blue
IMAGE RESOLUTION: 16MP
LIGHT SOURCE: White LED
SCREEN: 3.97"
NICK NAME: LINK
IMAGE/VIDEO FORMAT: JPEG/3GP
POWER: 3.7VLithium Battery
TRANSMISSION: WiFi,BT
STORAGE: Internal capacity 16GB
INTERFACE: Micro USB
SIZE: 140mm(W) x 118mm(D) x 225mm(H)
N.W.: 850g
PSAKING SIZE: 36*29*26mm





## ▶ 20D\78D\90D (Aspherical lens)



20D



78D



90D

## ▶ AK-800

### ● Specification :

Scale	Corneal radius of curvature	5.5-11mm
	Minimum reading	0.02mm
	Corneal refractive power	30-60D
	Minimum reading	0.25D
	Axis of corneal astigmatism	0-180°
	Minimum reading	1°
	Diopter adjusting scale	0-±5dotr
illumination Bulb	12V 50W halogen lamp	
Voltage/frequency	AC 110v/60Hz or 220V/50Hz	
Dimensions	450(L)*300(W)*450(H)mm	
Weight	16kg	



## ▶ AK-810

### ● Features :

Contact lens measurement

Replace the chin-rest with the supporting column and place the contact lens holder, with the contact lens attached to it, on top of the column. It will be possible to measure the radius of curvature of the concave or convex face, depending on which faces the instrument, in the same manner as when measuring the cornea.

LED LAMP

Applied which have long-life time,save energy and no heat.

### ● Specification :

Scale	Corneal radius of curvature	5.5-12mm
	Minimum reading	0.01mm
	Corneal refractive power	28D-60D
	Minimum reading	0.125D
	Axis of corneal astigmatism	0-180°
	Minimum reading	1°
	Diopter adjusting scale	0-±5dotr
illumination Bulb	12V 50W halogen lamp	
Voltage/frequency	AC 110v/60Hz or 220V/50Hz	
Dimensions	450(L)*300(W)*450(H)mm	
Weight	15kg	





## ▶ SW-100


### ● Features:

- Electronic and optical integration, ultra small corneal curvature tester, is mainly used to measure the corneal curvature radius and diopter, wireless output print data

### ● Specification:

Measuring range:	6.5mm~9.5mm	Precision:	±0.05mm
Resolution of curvature radius of cornea:	0.01mm		
Singel measuring time:	0.03s		
Output:	wireless infrared thermal printer		
	Can observe the eye directly through the screen.		
Weight:	<0.5Kg(with batteries)		
Dimension:	240mm×90mm×60mm		
Power:	500mW+15%		





## ▶ YZ-30R YZ-30T

### ● Specification:

It is suitable for top illumination type slit lamp

Measurement Range: 0-10.64kpa

Light Ring Displacement:  $1.53 \times 2 = 3.06\text{mm}$

Diameter of the testing head: 7mm

Average Error:  $\pm 70\text{pa}$


Type: R type/T ype



## ▶ YZ-30X

### ● Features:

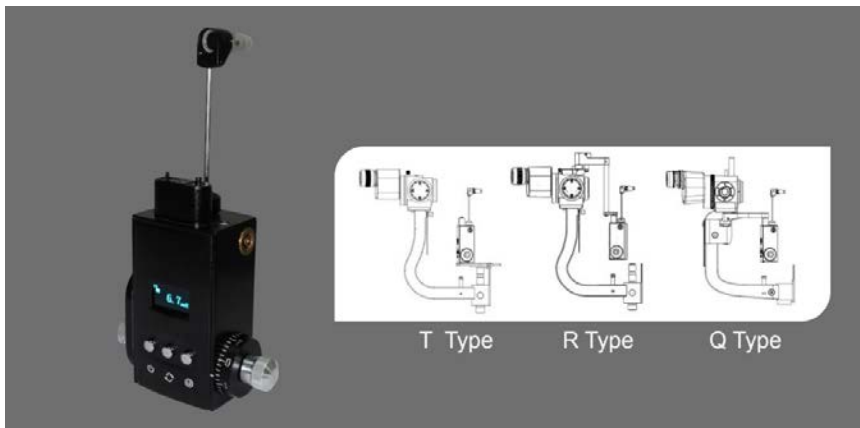
- It's not only used to examine the eyes, but also measure the intraocular pressure while working under the slit lamp.
- Accurate measurement ensures the total tolerance less than 0.066KPa (0.5mmHg).
- Directly get the intraocular pressure.
- Measured intraocular pressure will not be affected by hardness of eye.
- Adjustable measuring pressure ensures the working stability and accurate measurement of tonometer in long time.




## AT-R/T/Q

### Specification:

Measurement accuracy:	≤0.49mN (0.066kpa) or amounts to a maximum of ±1.5% of the nominal value
Digital display accuracy:	≤0.1mmHg
Measurement range:	0–80mmHg(0–10.64kpa) Reading number blinking means out of range
Volume change of eyeball:	≤0.56mm <sup>3</sup>
Area of measuring prisms surface:	7.354mm <sup>2</sup>
Diameter of corneal applanation surface:	3.06mm
Area of corneal applanation surface:	7.354mm <sup>2</sup>
Probe movement range:	3mm
Duration:	≥30 hrs
Battery:	1 × CR2450 Button Battery 3V
Weight(Tonometer body):	Approx. 450g
Dimensions(Tonometer body):	78mm×57mm×172mm





## ▶ SW-500

### ● Features :

- With vertical and horizontal two working modes, wireless output print data. The equipment is used to measure intraocular pressure, using the principle of: the probe hits the surfaces of different hardness at a certain speed, has different reaction when the probe rebounds.
- Be of advantages of high accuracy, portable, without anesthesia, without the cross-infection etc.

### ● Specification :

---

Measuring Range: 3mmHg~70mmHg

Measuring Error:  $\pm 1.5\text{mmHg}$ ( $3\text{mmHg} \leq \text{intraocular pressure} \leq 25\text{mmHg}$ )

$\pm 2.5\text{mmHg}$ ( $25\text{mmHg} \leq \text{intraocular pressure} \leq 70\text{mmHg}$ )

Measurement can go along both in standing and lying posture

Wireless data printing.

Esay to learn ,easy to use

Lightweight and handy

No anesthesia, avoiding discomfort reaction

---



## ▶ SW-800


### ● Features :

- Binocular diopter measurement
- Pupil diameter measurement
- Auto operation distance in 1 meter
- Quick screening within 1 second
- Portable and light in weight
- Changeable and rechargeable battery
- Report output



### ● Specification :

Display screen:	Touch screen
Refractedetection:	Auto
Pupil diameter:	Range: 2.0mm~9.0mm
Spherical:	Range: -7.50D~+7.50D Accuracy: $\pm 0.25D$
Detection time:	$\leq 1S$
Fixation target:	Lights and sounds
Operating mode:	Binocular measurement
Working distance:	1m
Pupil distance:	Range: 35mm~80mm
Cylindrical:	Range: 0.00D~3.00D Accuracy: $\pm 0.50D$
Axis:	Range: $1^{\circ}$ ~ $180^{\circ}$ Accuracy: $\pm 10^{\circ}$
Others:	Applicable for different screening patterns in infants, children and adults.



## ▶ LKJY-800



The brand-new Pantoscopic Ophthalmoscope is a portable digital imaging device which makes it possible to view and take pictures of the eyes. The optical access of the Pantoscopic Ophthalmoscope is aligned to the visual axis of smartphone camera by the adaptor which allows you to take pictures of the fundus and retinal nerve in high resolution. You could save pictures for each patient or email and print as needed. The Pantoscopic Ophthalmoscope provides a 5X larger view of the fundus compared with the standard ophthalmoscope. It has a wider view field of 23°. Without dilating the pupil, the fundus image could be captured at any time and places.

### Features:

Rapid capture of fundus images on your cellphone.

Get eyeground documentation in an easy and low-cost way.

Send images to your peers across the continuum of care instantly.

Easy carry to capture images at any clinical circumstance and work efficiently.

Make patient education easier.

5X larger view of the fundus vs. standard ophthalmoscopes in an undilated eye.

Halogen lamp provides bright, white light.

### Apertures and Filters:



Small Aperture



Large Aperture



Micro Spot Aperture



Slit Aperture



Red-Free Filter



Cobalt Blue Filter



Half-Moon Aperture(Optional)

## ▶ YZ-11D

### ● Features :

- Improved light path and excellent optical performance.
- Imported halogen bulb provides high and adjustable brightness and good color rendering.
- Smart, portable and convenient for mobile inspection.
- Equipped with special charger, quick and convenient recharging, against over recharging.
- Anti-recharging and anti-discharging function protects the battery.

### ● Specification :

Illumination Form: Large Spot, Small Spot, Slit, Net, Red Free
Diopter Compensation: 0 ±1 ±2 ±3 ±4 ±5 ±6 ±8 ±10 ±12 ±16 ±20 -25 -35D
Illumination Source: 3.5V/2.8W, Halogen Bulb
Input Voltage: AC220V/22V/50Hz/1Hz, AC110V/11V/60Hz/1Hz
Power(Main body of Ophthalmoscope): Li+ Battery Pack 3.7V, Rechargeable



## ▶ YZ-11 (Indirect Ophthalmoscope)

### ● Features :

- Elegant appearances.
- It is convenient for mobile inspection. Both common dry cell and rechargeable battery power are applicable.

### ● Specification :

Illumination Form: Large Spot, Middle Spot, Small Spot, Red Free
Diopter Compensation: 0 ±1 ±2 ±3 ±4 ±5 ±6 ±8 ±10 ±12 ±16 ±20 -25 -35D
Illumination Source: 2.6V/0.78W, Incandescent Bulb
Power : 2# Alkaline battery, rechargeable battery



## ▶ YZ-9 (Ophthalmostatometer)


### ● Features :

- The product can precisely measure the level of exophthalmia over the orbital margins, on the principal basis that both vertexes of cornea and scaleplate are projected to the front of prism by total reflection on the bevel, with the special structure of the isosceles right-angled triangle prism.

### ● Specification :

Measuring Range of the Exophthalmia: 0~35mm
Adjustable Range of the Orbital Distance: 80~120mm





## ▶ YZ-6F/YZ-6G

### ● Features :

- Excellent optical performance and continuously adjustable brightness, easy to observe the erect fundus image.
- Germany imported bulb provides the high color temperature, good color rendering, even light spot and sharp image.
- Complete types of light spots and filters meet various observation requirements.
- Soft rubber around the eyeholes protect user's eyes and stabilize the ophthalmoscope.
- New functions of soft starting and automatic turn-off extend the service life of bulb.
- Convenient to place and easy to operate. YZ6F replaced on the tabletop and YZ6G mounted on the wall.

### ● Specification :

Illumination Form: Large Spot, Small Spot, Slit, Net, Red Free

Diopter Compensation: 0 ±1 ±2 ±3 ±4 ±5 ±6 ±8 ±10 ±12 ±16 ±20 -25 -35D

Illumination Source: 3.5V/2.8W, Halogen Bulb

Input Voltage: AC220V/22V/50Hz/1Hz, AC110V/11V/60Hz/1Hz



YZ-6F



YZ-6G

## ▶ YZ-6H

### ● Features :

- LED cold light source. It is durable enough with the designed service life of 100000 hours.
- Low heat benefits from the cold light source.
- Imported bulb maintains 3200K color temperature for long time. The illumination is soft and more similar with sunlight.
- Ultraviolet radiation is eliminated to fully protect patient's eyes.
- Even light spot and sharp observed fundus image.
- Soft rubber around the eyeholes protect eyes and stabilize the ophthalmoscope.

### ● Specification :

Illumination Form: Large Spot, Small Spot, Slit, Net, Red Free

Diopter Compensation: 0 ±1 ±2 ±3 ±4 ±5 ±6 ±8 ±10 ±12 ±16 ±20 -25 -35D

Illumination Source: 3.5V/1W LED Bulb

Input Voltage: AC220V/22V/50Hz/1Hz, AC110V/11V/60Hz/1Hz





## ▶ YZ-25C

### ● Features :


- LED bulb(low-temperature,low-pressure,high-brightness) with long lifetime to make the illumination uniformly and bright.The illumination brightness can be adjusted continuously.
- Imaging clearly,strong dimensional sense and large field of view range.The main body part of this device adopts engineering plastics and is designed to be compact and exquisite.
- Super lightweight design, reduce fatigue,operation is very convenient.
- The portable power supply is suitable for surgery, ward round and consultation.
- This device is equipped with color filter,teaching mirror and sclera depressor to be more handy in operation.

### ● Specification :

Interpupillary Distance	52mm~74mm adjustable
Intensity of Illumination	Step-less adjustable with the maximum intensity no less than 500Lx
Headband	520~640mm in circumference,85~125mm in depth
Light Spots	Big spot, middle spot and small spot
Filters	Red-free, white and cobalt blue
Light Source	LED light
Source of Power	DC 7.4V
Charger	AC 100-240V, 50/60Hz;
Dimension of Main Part	142mm × 48mm × 128mm (long×breadth×high)
Weight of Main Part	230g



# Indirect Ophthalmoscope



## ▶ YZ-24B (Rechargeable Retinoscope)

### ● Features :

- The filament can be 360°rotated and upward and downward moved.
- Quickly and precisely measure the astigmatism axis.
- The light can be converged, radiated and parallel
- Continuously adjustable brightness.
- Convenient quick recharging.
- Anti-recharging and anti-discharging function protects the battery.
- Can also be connected with the head of ophthalmoscope.

### ● Specification :

Working Distance: 0.67m
Streak: 3mm-20mm
Illumination Source: 3.5V/2.8W halogen bulb
Streak Rotation: 360°
Input Voltage: AC220V22V/50Hz1Hz,AC110V11V/60Hz1Hz
Power(Main Body of Ophthalmoscope): Li+ battery pack DC:3.7V



## ▶ YZ-24B+YZ-11D (Rechargeable Retinoscope and Rechargeable Ophthalmoscope)



## ▶ DR-1900

### ● Specification :

- DR1900 Rechargeable Diagnostic Set
  - 465-1902 Set complete with:3.5V Coaxial Ophthalmoscope,3.5V Rechargeable Retinoscope,2pcs of 489 Rechargeable Handle, DT802 Desk Charger,Power adapter,Carton Box.
  - Ordering information
- | Item       | Description                                 |
|------------|---|
| • 410-0010 | 3.5V Coaxial Ophthalmoscope                 |
| • 418-0012 | 3.5V Streak Retinoscope                     |
| • 489-0010 | 489 Rechargeable with battery               |
| • 488-1000 | DT802 Desk charger Set                      |
| • 410-0910 | P49003.5V Spare bulb of ophthalmoscope      |
| • 418-0910 | R4180 3.5V Spare bulb of Streak Retinoscope |



## ▶ YZ-24 (Streak Retinoscope)


### ● Features :

- The well positioned filament can be rotated for 360° and move upward and downward. Brightness of the streak can be adjusted.
- Quickly and precisely measure the astigmatism axis.
- The light can be converged, radiated and paralleled.
- Automatic turning off effectively protects the bulb.
- Two-steps adjustable brightness for bulb: S(Bright),W(Dark).

### ● Specification :

Working Distance:	1m
Streak:	3mm-20mm
Streak Rotation:	360°
Illumination Source:	3V/2.1W, Halogen Bulb
Input Voltage:	AC220V22V/50Hz1Hz, AC110V11V/60Hz





## YZ-23B

### Features:

YZ-23B Synoptophore is an ophthalmic instrument designed with optical, mechanical and electrical technology, which can be applied in inspecting and treating various binocular functions, such as strabismus, amblyopia, diplopia, heterophoria, etc.

- With functions of diagnosis, treatment, simultaneous viewing, syncretic viewing, solid viewing, and afterimage.
- Equipped with a pair of Haidingers Brush and 20 pairs of pictures with different angle.
- Advanced semi-transparent and semi-reflecting viewfinder is convenient for the surgeon to observe.
- Advanced LED luminophor has even illumination, low heat and long service life.
- Pictures designed by new technology are anti-broken and has long service life.
- Manual or automatic coruscation with accurate frequency are at surgeon's option.
- Optional pictures for quantitative measuring of solid acutance (40"-1000" )

### Specification:

Magnification: 1.65x

Diameter of Field:  $\geq 56\text{mm}$

Red light:  $\lambda=640\text{nm}$  coruscation system

Left and right tubes rotate around erect axis: converging  $50^\circ$ , diverging  $40^\circ$

Left and right tubes Rotatable angle around horizontal axis:  $\pm 30^\circ$

Pictures of left and right can be moved up and down according optical axis:  $\pm 10\Delta$

Pictures of left and right rotate around optical axis:  $\pm 20^\circ$

Adjustable range of interpupillary distance: 45-75mm

Darkroom illumination: LED bulb with symmetry design.

Adjustable Haidingers Brush: 50-100round/ minute

Coruscation form: manual or automatic.

Automatic coruscation frequency: ten-step, 30- 300times/minute.

Range of automatic coruscation(each cycle): 1/4 on 3/4 off, 1/2on 1/2 off, 3/4 on 1/4 off.

Power supply: AC110V/220V $\pm 10\%$ , 50Hz/60Hz

Power consumption: 40VA

Type of automatic coruscation:  
 The left and right can be turned on or off at the same time.  
 The left and right can be turned on or off alternatively.  
 One on and the other off.  
 One on or off while the other can be turned on or off.



## ▶ KJ8C+KJ10C

### ● Specification :

#### KJ8C

Illumination form: Large light spot;small light spot; slit; central-net;red-free filter

Diopter compensation: 0,  $\pm 1$ ,  $\pm 2$ ,  $\pm 3$ ,  $\pm 4$ ,  $\pm 5$ ,  $\pm 6$ ,  $\pm 8$ ,  $\pm 10$ ,  $\pm 12$ ,  $\pm 16$ ,  $\pm 20$ , -25

Bulb: 2.5V, 1.6W halogen bulb

Battery : 2x1.5V dry cell

Packing size: 26cmx10cmx0.6cm

G weight: 0.15kg

#### KJ10C

Illumination form: Fibre optics

Magnification: 2.5X

Diameter of ear speculum: 2.5mm;3mm;4mm


bulb: 2.5V, 1.6W halogen bulb

Battery : 2x1.5V dry cell

Packing size: 26cmx10cmx0.6cm

G weight: 0.15kg





## ▶ DW-1100

**485-1102:** Set complete with: 3.5V Rechargeable Ophthalmoscope.3.5V Rechargeable Streak Retinoscope, 485 Wall Mount Transformer with handles, Power cable with plug, Metal plate, Carton Box

### Ordering Information

Item: Description

410-0010: 3.5V Coaxial Ophthalmoscope

418-0012: 3.5V Streak Retinoscope

485-0100: 485 Wall Mount Transformer with 485 wall extension unit

992-020X: 020 2M Power cable with plug

410-0910: P4900 3.5V Spare bulb of ophthalmoscope

418-0910: R4 180 3.5v Spare bulb of Streak Retinoscope



## ▶ DW-1000

**DW-1000** Set complete with : 3.5V Coaxial Ophthalmoscope, 3.5V Fiber Oscope, 485 Wall Mount Transformer with handles, Specula dispenser, Ear-specular (2.7mm and 4.2mm, 35 pcs of each) Power cable with plug, Wooden plate (small size), Carton Box

### Ordering Information

Item: Description

410-0010: 3.5V Coaxial Ophthalmoscope

461-0010: 3.5V Fiber Oscope

461-0060: Specula Dispenser

485-0100: 485 Wall Mount Transformer with 485 wall extension unit

461-0075: Ear-specular (2.7mm) with 200pcs

461-0077: Ear-specualr (4.2mm) with 200pcs

992-020X: 020 2M Power cable with plug

410-0910: P4900 3.5V Spare bulb of ophthalmoscope

461-0910: T3100 3.5V Spare bulb of 3.5V otoscope



## ▶ DW-1050


DW-1050 DW-1050 Set complete with : 3.5V Coaxial Ophthalmoscope, 3.5V Fiber Otoscope, 485 Wall Mount Transformer with handles, Specula dispenser, Ear-specular (2.7mm and 4.2mm, 35 pcs of each) Sphygmomanometer, Ear Therometer, Power cable with plug, Wooden plate (large size), Carton Box

DW-1060 DW-1060 Set complete with : 3.5V Coaxial Ophthalmoscope, 3.5V Fiber Otoscope, 485 Wall Mount Transformer with handles, Specula dispenser, Ear-specular (2.7mm and 4.2mm, 35 pcs of each) Sphygmomanometer, Power cable with plug, Wooden plate (middle size), Carton Box

Item:	Description
410-0010:	3.5V Coaxial Ophthalmoscope
461-0010:	3.5V Fiber Otoscope
461-0060:	Specula Dispenser
485-0100:	485 Wall Mount Transformer
485-0080:	Sphygmomanometer
485-0085:	Ear Therometer
485-0088:	Ear Therometer Holder
461-0075:	Ear-specular (2.7mm) with 200pcs
461-0077:	Ear-specualr (4.2mm) with 200pcs
992-020X:	020 2M Power cable with plug
410-0910:	P4900 3.5V Spare bulb of ophthalmoscope
461-0910:	T3100 3.5V Spare bulb of 3.5V otoscope



# Binocular Loupes



## ► SLE\SLF\SLH

### Technical Data

2.5x is the most popular model. It offers the widest field of view and longest depth of focus.

Order Code	SLE2534	SLE2542	SLE2546	SLE2550
Magnification	2.5×	2.5×	2.5×	2.5×
Working Distance	340mm	420mm	460mm	500mm
Field of View	80mm	100mm	110mm	120mm
Weight without frame	71g	71g	71g	71g

3.0x is designed for dentists who need more magnification, which give you good field of view and depth of focus.

Order Code	SLE3034	SLE3042	SLE3046	SLE3050
Magnification	3.5×	3.5×	3.5×	3.5×
Working Distance	340mm	420mm	460mm	500mm
Field of View	70mm	84mm	92mm	100mm
Weight without frame	71.5g	71.5g	71.5g	71.5g

3.5x is the highest magnification available in Galilean Loupes, being suitable for specialist work within a smaller depth of view, and allows you to perform most dental procedures, such like cosmetic, crown and bridge etc..

Order Code	SLE3534	SLE3542	SLE3546	SLE3550
Magnification	3.5×	3.5×	3.5×	3.5×
Working Distance	340mm	420mm	460mm	500mm
Field of View	60mm	72mm	78mm	84mm
Weight without frame	72g	72g	72g	72g

## ► SLT

### ● Features :

- 2.5 and 3.0 magnifications available
- Extremely high resolution
- Precision Optics
- Custom Fit and Custom Working Distance
- Greatest Brightness and Depth of Field
- Ultra-lightweight, as little as 2 oz.(57g)(including the frame).

### ● Specification :

Magnification	Working distance	Field of view
2.5x	340mm/13"	60mm/2.4"
2.5x	420mm/17"	70mm/2.8"
2.5x	460mm/18"	80mm/3.1"
2.5x	500mm/20"	95mm/3.8"
Magnification	Working distance	Field of view
3.0x	340mm/13"	40mm/1.6"
3.0x	420mm/17"	46mm/1.8"
3.0x	460mm/18"	50mm/2.0"
3.0x	500mm/20"	54mm/2.1"

All lenses are multi-coated and anti-reflective, combining with infinity corrected optical system.



SLE



SLF



SLH





## SM1000L


### Features:

- OLYMPUS original optics with Zoom magnification
- Stereo and wide field of view with deep depth of field
- Motorized focus adjustment with foot control
- Prism design for better red reflex
- OLYMPUS quality ensures high and satisfied resolution
- Coaxial LED Light or Halogen Lamp illumination with long life time

### Specification:

Optics	OLYMPUS
Eyepiece	10x wide field
Observation Angle	30°
Pupil distance	50–76mm
Diopter	±5D
Magnification	0.63/1.0/1.6/2.5/4.0
Field of View	10mm–63mm
Working Distance	≥170mm
Fine Adjustment	±20mm foot control
Light Source	LED
intensity	≥40,000Lux
Arm Extension	1100mm
Up and Down Adjustment	±150mm
Base	560mmx560mm
Foot Switch	Focus





## SM2000J

### Features:

- New design, portable, easy installation, flexible adjustment;
- Wide field of view, strong stereoscopic effect, depth field;
- Multi-function foot switch for easy and stable operation;
- It is used Japanese OLYMPUS main mirror (or GOOL main mirror);
- Coaxial lighting, halogen lamps, high quality light guiding fibers;
- Infinitely variable low noise, accurate positioning, good control.

### Specification:

Type	OLYMPUS
Eyepiece	10x Wide field
Inclination Angle	45°
Pupillary Distance	50-76mm
Diopter Adjustment	±5D
Objective	φ45mm
Magnification	Motorized Zoom 4X 20X
Field of View	8mm-65mm
Working Distance	≥170mm
Fine Adjustment	±20mm Foot control
Type	Optical Fiber
Light Source	15V/150W Halogen Lamp or LED Light
Control	Stepless Control
Intensity	≥60,000 Lux
Power	~220V、50Hz
Length of Arm Extended	840mm
Elevation	±100mm
Foot Switch	Motorized Focus and Zoom



## SM2000L


### Features:

- Operation microscope for ophthalmology
- Wet lab microscope for training
- Operation microscope for all surgery
- Video system and digital web set-up

### Specification:

Optics	OLYMPUS
Eyepiece	10x wide field
Observation Angle	30°
Pupil distance	50–76mm
Diopter	±5D
x–y speed	2.2mm/sec foot control
Magnification	4X–20X motor control
Field of View	8mm–50mm
Working Distance	≥170mm
Fine Adjustment	±20mm foot control
Assist. Microscope	Stereo Coaxial
Magnification	4X、 7X
Light Source	Double Philip Tungsten Bulb, 15V 1501
intensity	≥80,000Lux
Arm Extension	1200mm
Up and Down Adjustment	±150mm
Base	560mmx560mm
Foot Switch	X–Y Focus/Magnification/Light





## Wet-Lab

### Features:

- Imported motor zoom device, low noise, good control performance;
- Concise appearance design, humanized operation, convenient installation and debugging;
- Same optical path assistant mirror, 4X, 7X;
- Equipped with an image recording system, a good platform suitable for teaching and training;

### Specification:

Type OLYMPUS

Eyepiece 10X wide angle

Inclination Angle 30°

Magnification 4X–20X motor control

Working Distance 200mm

Fine Adjustment  $\pm 20$ mm Foot control

Intensity  $\geq 60,000$  Lux

Red light reflection Multi-focus multilayer reflection

Assistant mirror magnification 4x, 7x three-dimensional same optical path assistant mirror



## ▶ SOM2000C


### ● Features:

- Compact structure and complete functions.
- 4x~24x zoom magnifications, horizontal movement of foot control and fine focusing.
- Germany imported Schott optics ensure the sharp image and even field of view.
- Applied in operations and fine examinations of ophthalmology, ENT, surgery, etc.

### ● Specification:

Eyepiece Magnification	12.5x/16B
Diopter Adjustment	±6D
Pupil Distance	50mm~75mm
Visual Angle of Eyepiece	30°~90°(Eyepiece moving between 0°~180° is optional)
Magnifications for Main Microscope (Diameter of Field)	4x~24x (41.5mm~7.5mm)
Objective Lens	f=200 (f=175/250/300 is optional)
Working Distance	190mm
Illumination Source	15V/150W, Medical Cold-reflection Halogen Bulb
Illumination Type	6°+0° Coaxial Illumination
Coaxial Illumination	≥40,000lx
Filters	Orange filter (cobalt filter is optional)
Reaching Radius of Arm	1020mm
Adjustable Vertical Range	250mm
Fine Focusing Range and Speed	30mm, ≤2mm/s
Speed for X-Y and Range	50mm×50mm, ≤2mm/s
Input Voltage	AC220V±22v/ 50Hz±1Hz, AC110V±11v/60Hz±1Hz
Power	200VA
Fuse	T4.0AL 250V (51S-040H)、 T8.0AL 125V (51S-080L)
Electrical Safety Standard	Executive Standard: GB9706.1-2007, Class I
Packing Volume	0.418m <sup>3</sup> , 2 cartons
Total Weight	87kg





## YZ20T9

### Features:

- Advanced apochromatic technology and unique optical balanced technology effectively improves the color reversion and reduces surgeon's tiredness in operation
- Fine focusing knob is under the bottom of assistant binocular. The image of the assistant's microscope can be focused independently of the main surgeon, to avoid different diopters
- 20° oblique illumination can also be used as slit illumination. Slit width is continuously adjustable
- Can be applied in ophthalmology

### Specification:

Eyepiece Magnification	12.5X/18B
Objective Lens	f=200
Working Distance	190mm
Magnifications for Main Microscope	4X、6X、10X、16X、25X
Magnifications for Assistant Microscope	6X、10X、14X
Diameter of Field	58mm、38mm、23mm、14mm、9mm
Adjustable Diopter	±7D
Adjustable Range for Pupil Distance	50mm~75mm
Maximal Resolution	119 LP/mm
Focus for Assistant Microscope	≥30mm
Illumination Source	12V/100W, cold reflection halogen bulb for medical use
Illumination Type	6° +0° coaxial illumination of cold light source and 20° Oblique Illumination (It can be used as slit illumination) Slit Width is adjustable
Coaxial Illumination	≥50000lx
Oblique Illumination	≥45000lx
Reaching Radius of Arm	1240mm
Adjustable Vertical Range	850mm~1350mm
Fine Focus Speed and Range	≤2mm/s, ≥50mm
Speed for X/Y and Range	≤2mm/s, 50mm×50mm
Input Voltage	AC220V±22V/50Hz±1Hz、AC110V±11V/60Hz±1Hz
Power	330VA
Fuse	AC250V T4.0A、AC125V T8.0A
Electrical Safety Standard	Executive standard GB9706.1-2007、Class I
Packing Volume	0.786m <sup>3</sup> , 5cartons
Total Gross Weight	213kg



## YZ20P5


### Features:

- All the lenses are multi-coated, mildewproof and anti-reflective
- Optional objectives: f250/f300/f350f/f400
- Column stand can be reflitted to holding stand. It can also be customized according to various operation requirements

### Specification:

Eyepiece Magnification	12.5x
Objective Lens	f=200
Working Distance	190mm
Magnifications for Main Microscope	5.3x,8x,12x
Diameter of Field	Φ37mm,Φ25mm,Φ16.7mm
Diopter Adjustment	±7D
Adjustable Range of Pupil Distance	50mm~80mm
Maximal Resolution	100LP/mm
Illumination Source	12V/100W,medical cold reflection halogen lamp
Illumination Type	6°+0°Coaxial cold light source illumination
Coaxial Illumination	≥30000lx
Reaching Radius of Arm	870mm
Adjustable Vertical Range	700mm~1100mm
Fine Focusing Range	30mm
Voltage	AC220V±22 V / 50Hz±1Hz, AC110V±11V /60Hz±1Hz AC220V±22v/ 50Hz±1Hz,AC110V±11v/60Hz±1Hz
Power	120VA
Fuse	AC250V T1.25A、 AC125V T2.5A
Executive Standard	Electrical Safety Standard: GB9706.1–2007, type I
Packing Volume	0.2³m, 1 carton
Total Weight	41kg





## ▶ YZ50A

### ● Features :

- Split line provides the function of accurate focusing and makes the focusing more accurate and convenient;
- The use of pupil alignment spots eliminates stray light effectively;
- Targeting and focusing of infrared light improves greatly the feeling of patient comfort;
- Flash strength of eight adjustable forwards ensures suitable exposure;
- Functions of using periphery internal fixation standard, object images stitching and field-of-view can expanded to 77°
- Design of no eyepiece and colorful screen can target and focus conveniently and directly.
- With the function of right/left eye auto detection.

### ● Specification :

Images	Fundus color/red-free photography
View field	45°
Working Distance	41mm
Dioptric Compensation for Patient's Eyes	-34D~+35D total
	-15D~+13D with no dioptric lens
	-34D~-14D with minus dioptric lens
	+12D~+35D with plus dioptric lens
Min Pupil Diameter	Φ3.7mm
Internal Fixation Target	3 in center, 6 in the periphery with 60 ° detent interval
Backward and Forward Movement	45mm
Left and Right Movement	80mm
Up and Down Movement	30mm
Chinrest Movement	65mm
Input Voltage	AC220±22V/50Hz±1Hz,
	AC110V±11V/60Hz±1Hz
Input Power	300VA
Fuse	AC250V T3A
Light	12V/30W, Halogen
Electrical Safety Standard	GB9706.1-1995,ClassI Type B
Voltage Transformer Thermal Circuit Breaker	130°C



CE



## ▶ LK-650

### ● Specification :


Parameter Model	LK-650A	LK-650B
Optical lens	Aspherics system	Aspherics system
Test mode	Non-mydriatric fundus	Non-mydriatric and FFA
Fundus Observation	Switching Optical anterior-posterior compensation lens	Moved platform
Focus	Split-line aligning focusing	
Digital Camera	CANON EOS Technology	
Color Image Resolution	5184*3456	
Monochrome Image resolution		1360*1024
Min.Pupil Size	3.3mm	
Compensation range	-25D ~ +30D	
Fundus observation para-position indication	Dots overlap	
Fixation target	External eye fixation lamp and9 internal fixation target (LED dot matrix-Fully controlled by software)	
Maximum angle of view	45°	
Optical head tilting	N/A	Horizontal±30° Vertical±12.5°
Working distance	46mm (distance from examined eye to front of objective lens)	
software	Support Dicom 3.0, support hospital HIS/PACS system. Image processing, easily operate, strong analysis, support fundus Mosaic, image post processing, measurement, patient profile management	



LK-650A



LK-650B



## ▶ APS-AER Integrative

### General

Mode: ASP-AER Integrative  
 Working Mode: NON-Mydriatic  
 Field of view: Up to 53 D  
 Minimum pupil size: 3.5mm  
 Patient diopter range: -10D to + 10D  
 Observation light source: Infrared LED  
 Eye fixation target: Internal LED + External LED  
 Eye position aid: Alignment Dots  
 Sensor resolution: 12M Max  
 Display monitors: 7 Inch LCD+17 Inch post processing monitor  
 Working distance: 40mm  
 Base movement: F-B:50mm,L-R:90mm,U-D:30mm  
 Fine adjustment: 15mm

### Electrical

Power supply: AC 220V/110V 50Hz  
 Working temperature: -5 degree -40 degree  
 Working humidity: 0%-85%

### Physical

Dimension: 487mm×310mm×630mm  
 Weight: .32kg

### Software

Image post processing: brightness,contrast,gamma,colour,smooth,sharp,etc.  
 Focus processing: measure,mark,patching up,etc.  
 Documents management: record,search,sort,report,etc.



CE

## ▶ APS-BER (Retinal Camera)

### General

Working Mode: Non-Mydriation Color, Mydriatic FFA  
 Eye position aid : Alignment dots  
 Observing : Monitor + Anterior LCD  
 Resolution: 12M Max  
 B/W Resolution: 752×582  
 Field of view : 45 degree  
 Patient diopter range: 10D to +10D  
 Working distance F-B : 40mm L-R:120mm U-D:80mm  
 Horizontal tilting: ±30°  
 Vertical tilting : ±12.5°  
 Chin rest distance : 70mm  
 Electric-table distance: 200mm  
 Fixation: External LED+Internal target  
 Light source: IR+LED+FLASH

### Electrical

Power supply: AC 110V/220V 50Hz  
 Working temperature: -5 degree -40 degree  
 Working humidity: 0%-85%

### Physical

Dimension: 350mm×550mm×600mm  
 Weight: 50kg

### Software

Image post processing: brightness,contrast,gamma,colour,smooth,sharp,etc.  
 Focus processing: measure,mark,patching up,etc.  
 Documents management: record,search,sort,report,etc.




CE

## ▶ APS-DER

Field Scope	up to 53°
Working distance	40mm
Non-mydratic Camera	Supporting
Minimum pupil diameter	3.3mm
Fundus fluorescein angiography	Flash and dynamic angiography
Observation light source	Infrared light
Refractive compensation range	$\geq \pm 15D$
Fixation	External fixation
	5 Internal fixation(9 internal fixation optional)
Assisted Alignment	Two round dots alignment
Focus way	Manual,Auto
Exposure way	Manual,Auto
Ineternet interface	Dicom 3.0 interface,LAN
The second viewing screen	Optional(7"LCD)
Eye position recognition	Auto
Working distance	Horizontal $\pm 30^\circ$ Up and down $\pm 12.5^\circ$
Working distance	42mm $\pm$ 2mm
Moto-table	Electricmoto-table(elevator optional one)
Workstion	Electricmoto-table(elevator optional one)
Printer	High quality inkjet printer





## ▶ RetiCam3000

RetiCam 3000 Plus: intelligent operation, high-resolution imaging

RetiCam 3000 Plus is non-mydratic and fundus angiographic system with high resolution and is easy to operate. Equipped with Canon's super resolution camera, it not only presents high- definition fundus images ,but also includes powerful image analysis management system ,which provides necessary auxiliary approaches for fundus examination and mass screening in clinical ophthalmology and department of endocrinology .RetiCam 3000 Plus can also implement functions like cloud storage of data and distributed resource sharing by means of telemetry diagnosis system. so that doctors can read and analyze cases, and carry out telemedicine, etc..

### Image Acquisition System

Acquisition mode	non-mydratic/ mydratic photograph; red free; eye's anterior segment photography; fundus fluoresceinangiography (optional)
Angle of vision	50°
Working distance	35 mm
Requirement for pupil	≥3.3mm
Digital acquisition form	external SRL
Sensor	218 megapixels
Diopter compensation	±25D
Anxiliary focus mode	double dot anxiliary focus

### Others

Size	580mm(L)x200mm(W)x550mm(H)
Weight	20.3Kg
Power supply	220V/50HZ/5A



## ▶ HFC-200


### ● Features :

- Super high definition
- Manual/Auto focus system
- Super large touch screen
- Cloud service system

### ● Specification :

FOV	45°
Minimum pupil	2.5mm
Refractive compensation	-20D~+20D
Focus way	Auto/manual/real time auto focus
Fixation targets	8 internal targets fixation
Image resolution	16MP
Screen	3.97 inch TFT-LCD 800x480
Shoot type	IR/White LED
Packing size	360*290*210mm
Transmission and storage	Internal capacity 16GB;USB/WiFi/BT/4G
Weight	560g
Power supply	Lithium Battery 3.7V 3400mAh
The battery continuously working time	6h(Standby time exceeds 24h)
Image/Video format	JPEG/3GP
Operating system	PC:Windows system APP:Android
ID Card reading and collection	Support
NFCcard reader	Support
Connect function	Professional software,APP,support DICOM,support cloud service system,patient data management software,support wireless printing





## ▶ APS-6000BER

### ● Specification:


Stimulus Type:	LED
Stimulator screen:	Hemispherical bowl, radius 30cm integrated
Stimulus Source:	Light emitting diode, wave length 580nm–650nm
Stimulus Size:	goldmann III
Stimulus Intensity:	≤1000 asb
Stimulus Duration:	Adjustable 0.2 to 2 seconds
Stimulus step:	total 27, step 1
Minimum inter-stimulus delay:	Adjustable 0.2 to 2 seconds
Background illumination:	4 asb
Lens holder diameter:	35mm (optional)
Stimulus points:	144(0–60°), 72(0–30°), 72(60–90°), 61(0–10°red), 114(blind spot)
Chin rest moving range:	vertical 70mm, horizontal 90mm
Fixation Method:	Automatic monitoring with two options. Available blind spot method, Eye tracking method. In both methods, fixation errors are to be immediately announced by visual and audible warnings. The standard video camera should provide visual of the patient's eye for additional monitoring.
Test Range:	Default test(0–60°), Yellow spot test (central 0–10°), Central 0–30° test, Quadrant test, Peripheral test (60–90°), Blind spot test, Custom test
Stimulator unit dimensions:	APS–6000B 67×66×38 cm (H×W×D) APS–6000C 75×60×65 cm (H×W×D)
Stimulator unit weight:	18 KG approx(APS–6000B) 40 KG approx(APS–6000C)
Stimulator unit power requirements:	110V/220V AC 50–60Hz



## ▶ APS-T00

Model	T00
Device Type	Integrated Type
Stimulate point appearing way	Optical projection
Detection method	Static perimetry
Detection range	0-90 degree
Background light	Yellow, white
Background brightness	White: 31.5asb, Yellow: 315asb
Visual Target Color	Red, blue, white
Visual Target Brightness	0asb~1000asb
Vision Target Interval Time	>/=200ms (customizable, no limit)
Visual target holding time	>/=200ms(customizable, no limit)
Brightness level	0-51db
Visual Target Size (Goldman)	I Grade II Grade III Grade IV Grade V Grade
Detection strategy	Full-threshold, fast threshold, custom, Two notation, three notation, quantify defects
Threshold policy	intelligent dynamic, fast intelligent dynamic, age-related, The threshold, a single strength
Threshold Test Mode	Center 10-2; Center 24-2; Center 30-2; Center 60-4; Nasal step; macula
Screening, special test mode	Center 40; Center 64; Center 76; 80; Center Armaly; Peripheral 60; Nasal step; Armaly Full Field Full Field 81; Full Field 120; Full Field 246; upper 36; upper 64; Esterman; Esterman
Fixation monitoring	Dynamic real-time video monitoring, physiological blind spot monitoring, Eye tracking curve, eye position offset alarm
Analysis Software	Reliability analysis, analysis of a single vision, triple report analyzes
Report Figure	Value, grayscale, the overall bias decibel chart, The overall deviation probability map, chart pattern deviation decibels, Pattern deviation probability plot, staring Figure





## ▶ APS-950B/APS-950C

### ● Features:

#### • Calibration method

The self-inspection system detects and adjusts the initial brightness of the light source to ensure an absolute standard for the initial brightness.

Real-time display of self test content and progress, easy to grasp the hardware of the perimeter.

#### • LED + Optical System Design

The light source is an LED light source, which has a longer life and saves a lot of trouble.

Stimulus brightness and color changes are controlled by optical lenses to ensure the standard of brightness and color temperature of each stimulus.

#### • Stable and reliable

Linux System is more stable and safer.

3D fixation Infrared detection, Gaze tracking, Head tracking Real-time Eye View, advancing clinical efficiency for glaucoma.

#### • Feature-rich

Comprehensive test to meet various needs of clinical and physical examination:

Voice prompts, Learning simulation, Doubt point retest, Guided Progression Analysis (GPA), Binocular contrast report(2 in 1).

### ● Specification:

	APS-950B	APS-950C
Detection range:		90°
Test diameter:		300mm
Visual acuity range:		0-51db
Calibration method:	Automatic verification after startup	
Operating system:	Linux	
DICOM:	√	
Light source:	Single LED	
Brightness control:	Optical progressive coating changes stimulus cursor brightness	
Stimulus color:	White	White Red Blue
Change way:	Optical filter changes stimulus cursor color	
Stimulus cursor size:	Goldmann I-V	
Background brightness:	White 31.5asb	White31.5asb, Yellow315asb
Pupil measurement:	Auto	
Fixation control:	HeijlKraukau blind spot monitor, Head tracking, Gaze tracking, Head tracking, Video eye monitor, Vertex monitoring, Gaze curve	
Chin rest mobile:	Auto	
Voice prompts:	√	
Eye View:	/	√
Doubt point retest:	√	
Kinetic testing:	/	√
Custom Kinetic testing:	/	√
GPA:	√	
Binocular contrast report:	√	





## ▶ ASP-100A

Nearly 20 years ultrasound research history, bring you ASP-100A series for ophthalmology biometry.

5.7" color LED touch screen, more convenient for your operation.

Immersion & contact methods, precise measurement.

Built-in thermal printer, realize print anytime.

I-station software enable massive storage, report transmission and print.

Sensitive, accurate measurement, show 8 groups with deviation meanwhile.

With IOP(intraocular pressure) adjustment after get tonometer measurement results.

### A-San

10MHz red-light A scan probe

Resolution: 0.01mm

Accuracy:  $\pm 0.1$ mm

Gain adjustable: 0-120dB

Measurement range: 15~35mm(vel 1640m/s)

Measurements: ACD,Lens,Vitreous,and AXL

Examination modes: Support Normal,Cataract,Aphakic and Special eye model

Measurement mode: Immersion and contact,auto and manual

IOL formulas: SRK-II,SRK-T,BINKHORST,HOLLADAY,HOFFER-Q,HAIGIS

### Pachymeter

20MHz angled pachymeter probe

Resolution: 1 $\mu$ m

Measurement range: 0.23~1.2mm

Accuracy:  $\pm 0.01$ mm

Single or nine points measurement,average reading increase accuracy

### ASP-100A Biometer

Main unit

10.0MHz A probe

Gage block for A-Scan/Biometer

Power adapter

Touch screen pen

### ASP-100P Pachymeter

Main unit

20.0MHz angled probe

Gage block for Pachymeter

Power adapter

Touch screen pen

### ASP-100AP Biometer/Pachymeter

Main unit

10.0MHz A probe

20.0MHz angled probe


Two kinds of Gage blocks

Power adapter

Touch screen pen



# A Scan & Pachymeter



## ▶ A Scan SW-1000

All touch screen, easy to operate  
Large color display with backlight and brightness control  
Portable design and light weight  
Built-in thermal printer  
Either combination unit (A+P) or single (A or P)

### A Scan

Probe: 10MHz, with LED

Depth: 15mm~35mm

Precision:  $\pm 0.05\text{mm}$

Examining Method: immersion and contact

Eye Mode: Phakic/Aphakic/Pseudo

IOL Formula: SRK-11, SRK-T, HOFFER-Q, HOLLADAY,

BINKHORST-11, HAIGIS

Curve Freeze: control by foot switch

Auto freeze and manual freeze

- Output: A scan table and calculation and thermal print
- Store: 10 cases(eyes), 5 reading each case
- Manual and auto modes

### Pachymeter

Probe: 20MHz, angle of 45 degrees makes easier operation

Precision: 5um

Measuring range: 300um~1500um

Each grope is the average of 10 measures

Output: LCD display and thermal print

Display: Large color liquid-crystal screen

SINGLE mode and MAP mode



CE

## ▶ ASP-100AB

Abundant data storage

Built-in 8GB D disk can store data, images and reports

USB Support U disk, software upgrade and one-key storage

DICOM3.0 Network port makes data transmission easily

Practical workstation

The system comes with simple, practical, easy-to-work software to print and manage data

Report-print, screen copy, IOL report, case reports with images

A scan parameter

10MHz with fixation Red Light

Resolution: 0.01mm

Accuracy:  $\pm 0.1$ mm

Measuring Range: 15~40mm

Measuring parameters: ACD, Lens, Vitreous body, AL

Measuring method: Contact and Immersion

Modes: Support Normal, Cataract, Aphakic and Special eye model

IOL formulas: SRK-T, SRK-II, BINKHORST, HOLLADAY, HOFFER-Q, HAIGIS Save up to 100 group of results

B scan parameter

10MHz probe, 10 frames/sec

Scanning Angle: 53°

Gain: 0~120dB adjustable, 8 steps manually adjustable TGC

Distance, circumference, area, volume and angle measurement

Pseudo-color: 8 kinds

Cineloop: 128 frames, measurement available

Post processing: 8 groups of curves

Standard configuration

Main unit

10MHz Mechanical sector B probe

10MHz imported A probe

Foot switch

Network cable

Workstation software

Optional configuration

Battery


Video recorder

Ethernet switch

Immersion shell

Print BOX





## ▶ AB Scan SW-2100

### ● Features :

- 10MHz B probe
- Software image workstation
- B,B+B,B+A,A modes
- Video review for 100 images
- PDF report output
- Optional 20MHz B Probe
- Vitreous plus fuction

### ● Specification :

A scan:

Probe:10MHz,with LED

Precision:±0.05mm

Depth:15-40mm

Measurement:10 Scanning results for each eye

IOL Formula:SRK-II,SRK-T,HOFFER-Q,HOLLADAY,BINKHORST-II,HAIGIS

Eye models:NORMAL/DENSE/APHAKIC/PMMA/SILICONE/ACRYLIC

B scan:

Probe:10MHz,magnetic driven,noiseless

Scanning Model:Sector Scanning

Resolution:Lateral ≤0.3mm; Vertical≤0.22mm

Output:PDF format case report,connect to normal printer

Scanning Angle:53°

Measure Model:distances,perimeter and area

Movies:100 images movie review,AVI ZIP JPG formal image output

Gray Scale:256

False Color:12 false colors.

Depth:60mm



## ▶ AB Scan LK-2100S

### ● Features :

- Imaging Mode: B, B+A, B+B, A
- High Resolution Images
- Memory: up to 4 Images
- Zoom: 8 Steps
- Image Post Processing
- Distance Measurement
- 7" non-interlaced CRT Monitor
- Foldable Keyboard and Portable Design
- Trackball for Easy Measurement and Operation
- Real-time Clock
- Optional Image Output: Video Printer or Workstation



### ● Specification :

B-SCAN

Probe Frequency: 10MHz

Scanning Angle: 53°

Total Gain: ≥98dB, adjustable

Resolution: axial ≤ 0.2mm, lateral ≤ 0.4mm

Zoom: 31mm ~ 63mm, 8 steps adjustable

Post Processing: 4 groups of curves (Linear, Logarithmic, Exponential, S-curves)

Multi-groups of Electronic Calipers for Distance Measurement

Various Area Measurement Methods

Gray Scale: 256 levels

A-SCAN

Probe: 10MHz with Fixation Red Light

Resolution: 0.01mm

Gain: ≥ 98dB with an adjustable range of 0 ~ 59dB

Biometry Accuracy: ≤ ±0.06mm

Measuring Range: 16 ~ 39mm

Measuring Parameters: Anterior Chamber Depth, Lens Thickness, Vitreous Length, Axial Length

5 Different Measuring Modes: Automatic (Normal, Dense Cataract, Aphakic and Pseudo-aphakic) & Manual


5 5 Axial Readings

IOL Formula: SRK/II, SRK-T, BINKHO II, HOLLADAY, HOFFER-Q, HAIGIS

Others: AC 100~240V, 50/60Hz

Weight: 10Kg

Dimension: 360 x 300 x 260 mm



## ▶ AB Scan LK-2200

### ● Features :

- 8 Pseudo-color Mode
- High Resolution Images
- Imaging Mode: B, B+A, B+B, A
- Memory: up to 8 Images
- Zoom: from 34 ~ 60mm, 6 steps adjustable
- Variable Displaying Area
- 5 Segments Adjustable TGC
- Cineloop for 5.6sec
- Accurate Axial Measurement under B-mode (SMI-5)
- Manual Correction of Axial Measurement under A-mode (SMI-5)
- Multi-groups of Calipers for Distance Measurement
- Various Area Measurement Method
- Measuring Mode: Contact and Immersion
- Save up to 50 Groups of IOL Calculation Results
- 8 Groups' Average with Standard Deviation (S.D.)
- High Resolution Large Screen LCD Monitor
- B-Probe Protection: Hibernation after 10 minutes of Continuous Scanning
- Trackball for Easy Measurement and Operation
- Real-time Clock
- Optional Image Output: Video Printer or Workstation



### ● Specification :

#### B-SCAN

Probe Frequency: 10MHz

Scanning Angle: 53°

Resolution: axial ≤ 0.2mm, lateral ≤ 0.4mm

Zoom: 34mm ~ 60mm, 6 steps adjustable

TGC: -30dB ~ 0dB dynamic, 6 points manually adjustable

Dynamic Replay for 5.6 sec, 56 images displayed continuously or separately

Variable Delay Depth: 0 ~ 15 mm

Multi-groups of Electronic Calipers for Distance Measurement

Various Area Measurement Methods

Post Processing: 4 groups of curves (Linear, Logarithmic, Exponential, S-curve)

Total Gain: ≥98dB, adjustable

Gray Scale: 256 levels

#### A-SCAN

Probe: 10MHz with Fixation Red Light

Resolution: 0.01mm

Biometry Accuracy:  $\pm 0.06$ mm

Gain: ≥98dB with an adjustable range of 0 ~ 59dB

Measuring Range: 15 ~ 39mm

Measuring Parameters: Anterior Chamber Depth, Lens Thickness, Vitreous Length and Axial Length.

5 Different Measuring Modes: Automatic (for Normal, Dense Cataract, Aphakic and Pseudo-aphakic) and Manual

8 Groups' average with Standard Deviation (S.D.)  
IOL Formula: SRK/T, SRK-II, BINKHOST-II, HOLLADAY, HOFFER-Q and HAIGIS

Save up to 50 groups of IOL calculation results and 4 groups of IOL constants

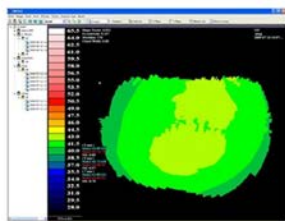
Others

AC 100 ~ 240V, 50/60Hz

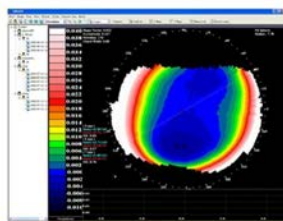
Weight: 6Kg without LCD screen

Dimension: 460 x 420 x 80 mm

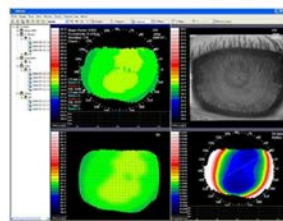
## SW-6000



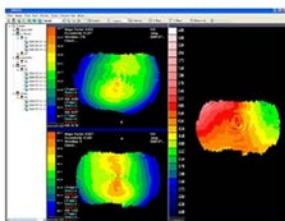
Main interface



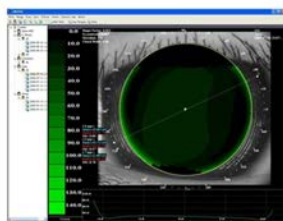
Elevation Map



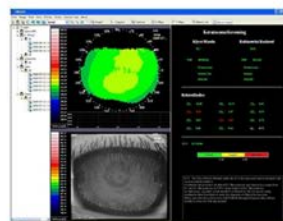
Combination View



Compare View



Contact Lenses Fitting



Keratoconus Screening

### Specification:

Measuring method: Placido cone

Coverage: 0.25mm~11mm(Diameter)

Curvature radius: 6.35mm~9.53mm

Field of view: 11mm H x 11mm V

Illumination source: cone 760nm red LED

profile non-visible infrared 950nm red LED

fixation 530nm green LED

Diopter range: 28.0~65.5D

Placido rings: 32 rings

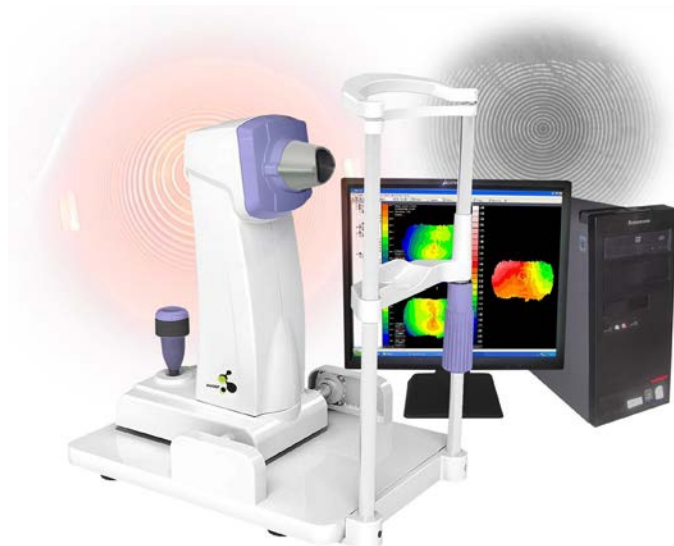
Measurement points: 11,520


Calibration ball: R 7.9375mm±0.001mm

Output: Optional printer

Weight: 5kg

Size: 360x380x450(mm)





## SW-3200

### Features:

- Linear Scan and handheld probe
- Sulcus to sulcus measurement
- Full image mode and angle image mode display
- AOD and ACA measurement
- PDF Report output

### Specification:

Frequency: 50MHz / 35MHz (optional)

Scanning Mode: Linear Scanning

Scanning Range: 16mmx9mm; 10mmx6.5mm

Image Resolution(full screen): 50 $\mu$ m

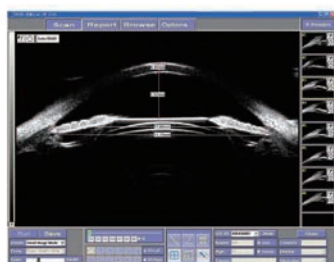
Output: PDF report output

Geometry Distortion: linear scan, no distortion, no compensation, undistorted image

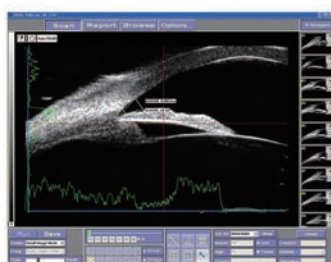
Measurement: Distance, angle, perimeter, area

Working System: Windows XP / Vista

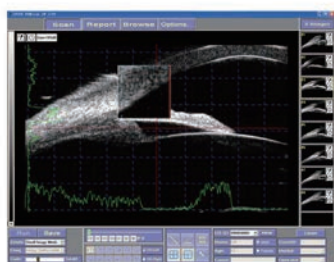
Display colors: 12 false colors



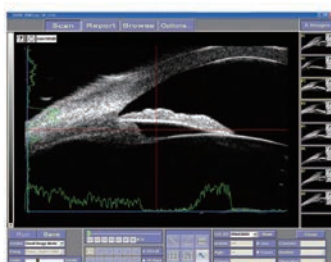
Sulcus to sulcus , angle to angle measurement.  
Cornea and Anterior chamber measurement.



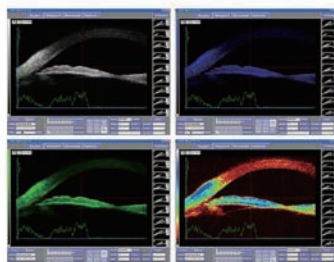
AOD and ACA measurement



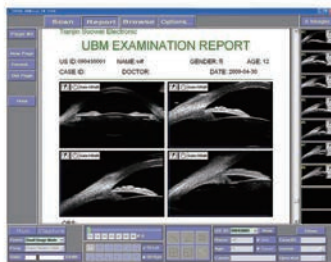
Magnify part of image  
Size evaluation of image



U+A Mode



12 false colors



PDF report output





## LK-480A


### Features:

- All parts of the system are fully controlled and monitored by Microprocessor Technology:
- Smoothly and efficiently controlling the emulsifier process with digital frequency tracing technology of handpiece
- Easy operation and user-friendly interface with large TFT touch screen and functional menu
- Up to 10 sets of parameters preset meet different requirements and simplify the surgery operation
- Auto test checks tubing and handpiece problems (e.g.: block or leakage)
- The peristaltic pump gives complete control of aspiration flow rate as well as freedom from anterior chamber shallowing. This way can give stronger suction when working in I/A
- Built-in Vitrectomy and Cautery
- Intelligent Voice Reminder

### Specification:

Ultrasonic Emulsification (U/S)	
Frequency:	40kHz
Functional mode:	Continuance, Pulse, Linear, Burst
Continuance:	Emulsifying power Range: 0 ~ 100%
Pulse:	Frequency Range 1 ~ 99Hz
Linear:	Emulsifying power linearly controlled by the footswitch, varies between 0 ~ 100%
Burst-Stopping Time:	1.5 ~ 0s
Maximum Vacuum:	500 mmHg
Maximum Flux Rate:	40 ml/min
Irrigation/Aspiration Peristaltic Pump	
Flux Rate:	0 ~ 40 ml/min
Reflux Rate:	20 ml/min
Max Vacuum:	0 ~ 500 mmHg
VIT (Vitrectomy)	
Cutting Power Source:	Air Pump
Cutting Frequency:	20 ~ 600/min, step 10/min
Maximum Vacuum:	500 mmHg
Maximum Flux Rate:	40 ml/min
Cautery	
Maximum Power:	10 W ± 20 % (200Ω)
Type:	Bipolar
Power preset between:	0 ~ 100%





## ▣ LK-920

### ● Specification:

Laser Type:	Nd:YAG, Q-Switched
Wavelength:	1064 nm
Burst:	1,2,3 pulse per burst
Pulse Duration:	4.5 ns
Repetition Rate:	2.5Hz
Energy(Power):	A)1-pulse maximum output: 11mJ
	B)2-pulse maximum output: 9mJ
	C)3-pulse maximum output: 28mJ
	D)Output Energy Regulation: 100%~6% adjustable by 7 steps
Cone Angle:	18°
Spot Size:	30 um
Aiming Beam Wavelength:	633 nm
Cooling System:	Air Cooled
Dimension:	765mm × 610mm × 420mm
Weight:	19 Kg



## ▶ CRO-100

### ● Features :


- Confocal Laser Scanning
- High resolution video capture
- Multiband fluorescence imaging and photographing
- Non-mydratic and continuous shooting, smooth operation
- Using laser scanning technology
- High resolution is up to 1024 x1024 pixels
- Non-mydratic, real-time display and dynamic capture
- Multi-optional imaging modes: FFA/ICGA/IR/RF/AF
- Suitable for minimum pupil size up to 2mm
- Low light photographing makes patients more comfortable

### ● Specification :

FOV	15°,30°,60°
Minimum pupil	2mm
Working distance	20mm
Horizontal moving range	Forward 95mm, left/right 100mm
Vertical moving range	30mm
Refractive compensation	-15D~+15D
Imaging mode	FFA/ICGA/IR/AF/RF
Laser specification	785nm/802nm, 488nm
Image resolution	5um
Image size	1024x1024
Interface	USB 3.0
Image format	JPEG, DCM
Power	100-240V~47-63HZ, 1.62-0.72
N.W.	6.25kg



# Non Contact Tonometer



## ST-1000

### Features:

#### ◆ Product features

Auto tonometer utilizes image control and feature recognition for auto 3-D positioning of xyz with reliable judgment and measurement results, and easy to operate. The air non-contact approach to measure IOP can also be used for corneal thickness (ST-1000P).

#### ◆ Performance Features

1. Auto 3-D positioning of xyz results in precise and reliable measurement
2. Full-auto measurement for both right and left eye data without manual switch
3. Easy to operate the tonometer with color touch monitor
4. Stable data of IOP through soft air measurement
5. To compensate corneal thickness measurement of IOP

### Specification:

#### Basic Specifications

Intraocular pressure (IOP) 1mmHg~ 30mmHg /1mmHg ~60mmHg  
measuring range: ( precision of 1mmHg)

Measuring system: dual sensor system of light and pressure

Working distance:  $\geq 11$ mm

R/L: automatic detection and display

Measuring result: 10 times per eye; 3 times result printing per eye

Recording: build-in printer

Measuring mode: auto/manual

Focus: when luminous spot is in the focus frame, 2 modes can be chosen.  
auto mode: auto intraocular pressure measurement.  
manual mode: when it's good focus, the frame will turn yellow into green, and click to start the measurement.

Error indication: if the measurement signal is weak, the IOP will be enclosed by ( ), or display "ERR "

Safety limit button: install measurement for minimum distance between head and patient

Safety functions: the distance between air nozzle and cornea is controlled in preset range(such as 11mm); it will stop going forward when the cornea is too closed to air head.

Movement range:  $\geq 30$ mm (front to back)/ 90mm(left to right)/ 30mm(vertical)

Jaw layer vertical movement: 0-65mm with under jaw layer

Display mode: 10.1-inch HDMI color LED touch manitor

Output port: USB2.0


Working platform: electric elevating platform

#### Others

Size 380 mm (L) x 460mm (W) x 505mm (H)

Weight: 19.7kg

Power supply: 220V/50HZ



## ▶ NCT-5000A/NCT-5000B

### ● Features:

- Supports corneal thickness measurement More functions.
- Fully automatic mode One touch. You can get OS&OD data. It also supports semiautomatic/manual mode.
- Support air puff detection after turn on Support safety limit setting Safer equipment use and operation.
- 7 inch color capacitive touch screen. Can be flip up and down 180° Flip right and left 60°. Operation and observation are more convenient

### ● Specification:

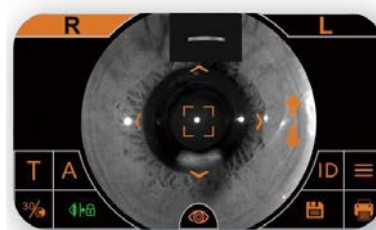
	NCT-5000A	NCT-5000B
Measurement mode:	Fully automatic/Automatic/Manual Support	
Corneal thickness measurement:	Not support	Measurement range-CCT:400-800um Measurement increment-CCT: 10um Light Source:Blue LED
Display:	1 internal fixation light (green LED), 2 external fixation lights	
Measurement accuracy:	1mmHg ( 0.133Kpa)	
Measurement range:	0-60mmHg (0-8Kpa) Include automatic switching between 30/60mmHg	
Printer:	Built-in thermal printer, automatic paper cutting	
Data output/input:	Input: USB; Output:LAN/RS232C	
Size and weight:	Size and weight	



Electric chin rest



Auto alignment  
Auto focus



Corneal thickness measurement  
Auto soft air puff




Auto switch OS&OD



Print report  
Auto paper cutting





## ▶ Reichert 7

- Reichert 7, Reichert Technologies' seventh generation non-contact tonometer, is the most user friendly NCT ever. With a number of new features, including an easy to navigate touch screen interface and multiple-measurement mode, Reichert 7 will be a welcome addition to your practice. The totally automated operation results in error-free measurements and high patient throughput. Measurement speed and simplicity without sacrificing accuracy.

### ● Features :

- Alignment is completely automated, no need for joysticks
- No chinrest or elevation controls necessary – patients simply lean against the forehead rest (Optional motorized chinrest is available, Catalog Number 16049)
- Easy-to-use, touch screen user interface
- One-touch, single or multiple-measurement mode
- Clearly displays all measurement data
- EMR connectivity via USB port
- Internal printer simplifies record keeping



#### Multiple-measurement mode:

Reichert 7 features an all-new, one-touch, multiple-measurement mode that delivers 3 or 4 measurements with a single press. This new feature saves time, increases accuracy, and ensures the highest level of comfort for your patients.

#### User interface:

The touch screen interface features an easy-to-use, icon-based operating system enabling even inexperienced users to make measurements in seconds. The full color display guides the operator through the measurement process showing everything from the alignment of the eye, to the display of the readings. Set up menus and instrument options are also easily accessible and simple to navigate.

#### Soft puff and quiet operation:

Reichert 7 is designed to make the entire measurement process a comfortable and non-intimidating experience for patients. The instrument features the quietest operation and softest air puff of any NCT available.

#### Left/Right sliding headrest:

A sliding headrest enables easy patient positioning to ensure fast and comfortable measurements. The operator simply slides the headrest to the left or right position and the patient positions their head against the comfortable headrest pad. Reichert 7 automatically detects which eye is being measured.

#### Bright LED array for fast fixation:

The Reichert 7 nosepiece contains an array of bright LEDs. These provide an obvious visual cue to the patient for fast fixation and alignment, thereby reducing exam time.

#### Accuracy, simplicity, speed:

Operation of Reichert 7 is extremely quick. Patients simply lean against the forehead rest while the operator touches an icon on the screen to activate the fully automated alignment and IOP measurement process. The measurement is taken with speed and simplicity unlike any other NCT, without sacrificing accuracy.

A-1

## OSE-2000/OSE-200AS


### Features:

- High performance at a low price
- Modular design increases flexibility, reusability and maintainability. We can provide personalized design according to the customers' needs.
- With the powerful software, OSE-2000/OSE-2000AS has clear, easy-to-use interface and supports multi-language.
- Anterior segment analysis template
- Anterior segment with optional modules, OSE-2000/OSE-2000AS be able to observe and analyze the anterior segment.

### Specification:

<b>Tomographic imaging</b>	
Purpose	Cross sectional imaging of the retina
Signal type	Photon scattering from tissue
Light source	Super luminescent diode, 830nm
Optical resolution	≤0.75mw (on the cornea)
Axial resolution	6 μm in tissue
Lateral resolution	15 μm in tissue
Scanners	Galvanometer mirror
Scan mode	Line, concentric ring, repeat, arbitrary-angle
Scan rate	20,000, A-scans per second
Acquisition time	40 pictures per second
Scan depth	2mm in tissue
<b>Fundus imaging</b>	
Purpose	Fundus observation and real-time registration
Signal type	CCD imaging
Field angle	29°x23°
Viewing method	19-inch color flat panel display
Illumination	LED
Internal fixation	LED dot matrix
External fixation	Adjustable blinking LED
Minimum pupil diameter	2mm





## ▶ AQA-1/AQA-3

### ● Features:

#### • AQA-1 Standard

Ocular Surface Analyzer+ Digital Slit Lamp

Multi-function

7 items of dry eye detections to provide reliable basis for clinical diagnosis

Better optics of slit lamp

#### • AQA-1 Expert

Digital slit lamp equipped with professional dry eye module

Multi-function

Excellent optics of slit lamp

User friendly

Simple operation and obtain professional images

#### • AQA-3 Standard/Expert

Professional dry eye exam and analysis equipment

Compact size, more convenient operation

Create the most professional dry eye clinic for you immediately

Professional CCD collector

clear observation of acinar and gland openings

Greater depth of field, uniform and clear photos



AQA-1 Standard



AQA-1 Expert



AQA-3

### ● Specification:

Dry eye part	AQA-1 Standard	AQA-3 Standard	AQA-3 Deluxe
TMH		Manual/ Auto	
NIBUT		Auto	
Static lipid layer analysis		Manual/ Auto	
Dynamic lipid layer analysis	Manual simple video comparison		video auto progression analysis (10nm)
Incomplete blink analysis	/		√
Ocular Redness Analysis		Manual/ Auto	
Gland Opening		Manual	
Meibomian glands		Manual/ Auto	
Corneal Staining		Manual/ Auto	
Eye position recognition		Auto	
Questionnaire		3 types	
Report		Comprehensive/single item	
Slit Lamp part	AQA-1 Standard	AQA-1 Deluxe	
Optical effect	Excellent optical effect	Extrme optical effect	
Collector		SLR camera	
Spot Size		φ0.2, φ1, φ2, φ5, φ10, φ15	
Color filter	Heat absorbing,Grey filter, Red-free filter, Cobalt blue filter, Yellow filter		
Light source		Imported warm LED	
Joystick operation		Flexible slider design	
Aperture		5-gear front aperture	




## Mocean 3000 Plus

### Specification:

<b>OCT Imaging</b>	
Methodology	Spectral domain OCT
Optical source	Superluminescent diode (SLD), 840nm
Scan speed	Mocean 3000:18000 A-scans per second Mocean 3000 Plus:32000 A-scans per second
Axial resolution(optical)	5 microns(in tissue)
Tranverse resolution	15 microns(in tissue)
A-scan depth	2.1mm
Minimum pupil diameter	2.5mm
Scan patterns	Macula:HD line scan(6/12mm), 3D(6*6mm) scan, six-radial linescan(6mm) Disc: 3D(6*6mm)scan Anterior segment: radial scan,HDline scan
<b>Fundus Imaging</b>	
Methodology	Scanning laser ophthalmoscope (SLO)
Optical source	laser diode(LD),750nm
Live fundus imaging	live during scanning
Field of view	45 degrees
<b>Software analysis</b>	
Retina	Macular thickness analysis 3D and C-Scan analysis Ganglion cell volume analysis
Glaucoma	RNFL thickness analysis Progression analysis
Anterior segment	Corneal thickness analysis
<b>Electrical and physical</b>	
Weight	25kg
Dimension	540(L)*340(W)*624(H)mm
Fixation	internal,external
Diopter range	-20D to +20D(diopters)
<b>Computer</b>	
Processor	intel 15 quad-core CPU,4G DDR RAM
Operating system	Windows 7 professional 32 bit
Graphics	Quadro K600
Storage	1T hard disk
Display	22 LCD





## OCT-500

### Features:

#### ◆ Compact Design

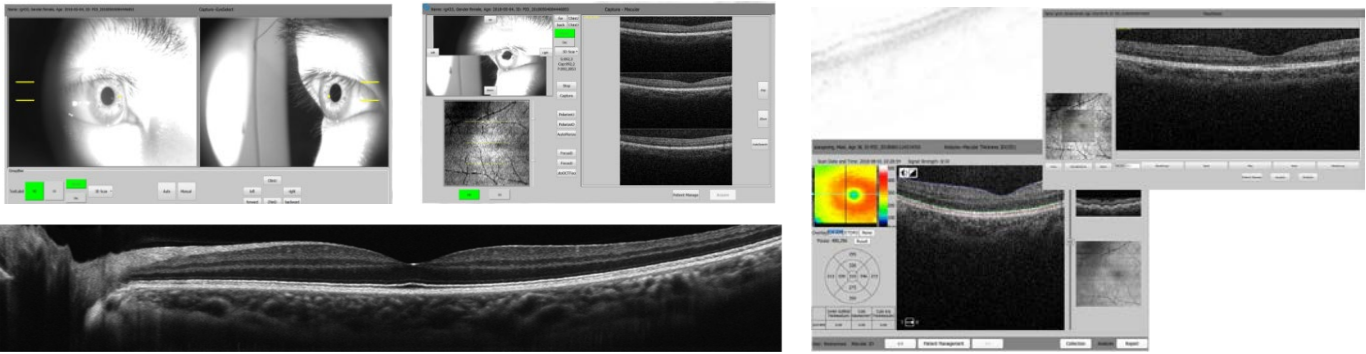
Everything is inside this compact body. No external computer is needed. Plug in the power cable, then you are ready to go.

#### ◆ PC Inside

Data acquisition and processing are accomplished by the internal computer. The data can be transported via ethernet or external harddrive. Peripheral devices, such as keyboard or printer, can be connected to the computer ports.

#### ◆ Easy Installation

No complex connection or setup. Compact body can fit in even small space.



### Specification:

Methodology: Spectral domain OCT

Axial resolution:  $\leq 6\mu\text{m}$  (in tissue)

Transverse resolution:  $\leq 20\mu\text{m}$  (in tissue)

Scan depth:  $\geq 2.5$  mm (in air)

Scan range:  $\geq 6$  mm

Scan speed:  $\geq 24,000$  A-scans/sec, up to 36,000 A-scans/sec

Scan modes: 3D Raster Circle

Fundus image: OCT en face

Focus adjustment:  $-15\text{D}$  to  $+15\text{D}$

Pupil diameter:  $\geq 3$  mm

OCT light source: 840 nm SLD

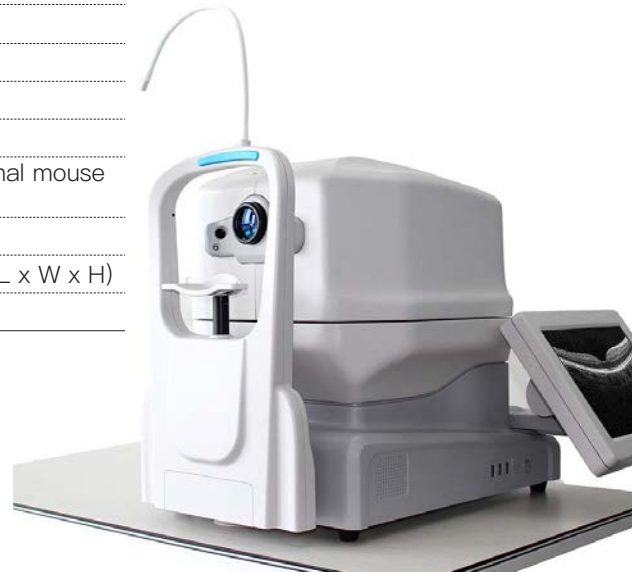
Optical power:  $750\mu\text{W}$  (at cornea)

Operation: 13.3" touch screen, optional external mouse or keyboard

Power supply: 100–240 V, 50/60 Hz

Dimensions: 497 mm x 395 mm x 490 mm (L x W x H)

Weight: 34 kg (75 lbs)



## ▶ OT-1000


### ● Features :

- This table is new product developed according to the requirements the hospital clinics, especially suitable for the ophthalmological surgery.
- The significant characteristic of this operation table lies in the lowest height of 500mm, convenient for the doctors to conduct ophthalmological operations with sitting posture, equipped with hand rests.
- The ascending and descending movement of the operation table is done by the electric handspike with safe buttons.

### ● Specification :

Length:	2100mm
Width:	550mm
Max Height:	770mm
Min Height:	520mm
Modulation Range of Ascending and Descending of the Head Plank:	100mm
Supply:	AC 220±10%, 50HZ
Volume:	2105×725×885mm





## ▣ LK-2000A/P/AP

### ● Specification:

A-Scan	
Frequency:	10MHz
Accuracy:	Axial Length Measurement $\leq 0.05\text{mm}$
Depth:	$\geq 40\text{mm}$
Propagation Velocity:	1641, 1532
Data Output:	Cornea, Anterior Chamber, Lens, Vitreous, Axial Length 6 common methods, Srk2, Srk/t, Binkhorst II, Hoffer Q, Hollady, Haigis Default Eye Mode: Normal, Dense, Aphakic, PMMA, Silicone, Acrylic, Cataractous and 2 Customized Modes
IOL Calculation:	
Measurement Method:	Immersion or Contact Measurement Mode
Pachymeter	
Frequency:	20MH
Accuracy:	Corneal Measurement $\leq 0.01\text{mm}$
Depth:	0.15mm – 1.5mm
Propagation Velocity:	1640
Data Output:	Corneal Thickness
Measurement Method:	: Contact Measurement Mode
Other Parameter	
Gain:	99db
Touch Screen:	6.5 inch Color
Display Resolution:	$\leq 0.1\text{mm}$
Output Information:	10-group Data, Average & Standard Deviation Calculation
Storage:	200 copies Exam Data
Print:	Built-in Fast Thermal Printer



## ▶ LK-3000AB/LK-3000ABP

### Specification:

#### B-Scan

Frequency: 10MHz

Scan Mode: Mechanical Setor Scanning

Gray Levels: 256

Adjustable Gain: 20-105db

Depth:  $\geq$  60mm

Angle of Exploration: 53°

Time Gain Control (TGC): 0-30db

Image Freezing: 20 pcs

Resolution: Axial  $\leq$  0.2 mm, Lateral  $\leq$  0.4

Display Mode: B, B+A

Report Print: Video Print

Playback: 150 frame and Playback Screenshot

#### 20M Ultrasound

Frequency: 20MHz

Resolution: Axial  $\leq$  0.1 mm, Lateral  $\leq$  0.2 mm

Depth:  $\geq$  20mm

Angle of Exploration: 53°

A-Scan  $\leq$  0.1mm

Frequency: 10MHz

Measurement Range: 0 - 60mm

Accuracy:  $\leq$  0.04mm

Default Eye Mode: 6 Different Modes and 3 Customized Modes

IOL Calculation: 6 different methods and comparing calculation

Calculation Method: Standard Deviation

#### Pachymeter

Frequency: 20MHz

Accuracy:  $\leq$  0.01mm

Depth: 0.3 - 1.5mm

Output Mode: Video Print


#### Other Parameter

Computer: Built-in System, 12.1 inch Touch Screen Display

Picture Processing: Brightness, Contrast, Image Playback, Pseudo-color  
Image Measurement, Image Remark

Printer: Sony Duplicator, Computer with Graphic Workstation





## ▶ ALE-410

- With the advanced technology and the imported PC wheel, SJG-5202 Automatic Edger(PC Lense Compatible) gives the best performance in processing PC lens, as well as the normal CR39 lens and the glass lens

### ● Specification:

Lens diameter: Ø22-Ø80mm
Lens gripping force: 0.45-1.0.Mps(multi-steps)
Stand Wheel diameter: Ø100mm
The speed of the sand wheel: 16.7m/s
Power: AC220V(110)/50Hz(60Hz),400VA
Working temperature: 5°C-40°C
Size of the machine: 510X410X470
Weight: 48Kg
Circulating water connection or city water connection(optional)



## ▶ ALE-510

- With the advanced technology and the imported PC wheel, SJG-5188 Automatic Edger(PC Lense Compatible) gives the best performance in processing PC lens, as well as the normal CR39 lens and the glass lens

### ● Specification:

Lens diameter: Ø18-Ø80mm
Lens gripping force: (multi-steps)
Stand Wheel diameter: Ø100mm
The speed of the sand wheel: 16.7m/s
Power: AC220V(110)/50Hz(60Hz),400VA
Working temperature: 5°C-40°C
Size of the machine: 510X410X470
Weight: 48Kg
Circulating water connection or city water connection(optional)



## ▶ ALE-1000B

### ● Specification:

---

#### AUTO LENS EDGER

Dimension: 25mmx510mmx510mm

Weight: 49kg

Voltage: AC 220v/110v 50/60Hz

Power: 550w

Size range: ø22–80m m

Clamping pressure: Third gear adjustable

Wheel diameter: ø100mm

---

#### AUTO LENS SACNNER

Dimension: 240mmx180mmx130mm

Weight: 5kg

Voltage: AC 220v/110v 30/60Hz

Power: 60w

Screen tilt angle: 20°–100°


Touch screen: 7inch capacitive screen

---

Quantity of connecting with  
the main machine: 2 unit

---





## ▶ ALE-2000

### ● Features :

#### Auto Edger

- A variety of material of lens can be processed, rapid edging to be molding.
- Bevel or platband can be polished.
- Various grinding pressure meet the demands of different lenses.
- On-line function.

#### Tacer Center

- Integrating the optical scanning and center finding.
- Accurately getting the size and shape of sample lens only needs 3 seconds.
- Real-time image, leading and confirming if the lens arrives the most appropriate centric position.
- Automatically avoid the effect of lens degree, prism and artificial parallax .
- Simultaneously connect 2pcs Auto Edgers to build a machining center.

### ● Specification :



Auto Edger



Tacer Center

	Auto Edger	Tacer Center
Scanning sample lens:	YES	YES
Scanning frame:	NO	NO
Glass rough grinding wheel:	YES	YES
PC rough grinding wheel:	YES	YES
Bevel and rimless finishing fine grinding wheels:	YES	YES
Bevel and rimless finishing buffing wheels:	YES	YES
Automatic press-sucking:	NO	NO
Automatic slotting and safe-edging:	NO	NO
Graphic storage:	YES	YES
Bifocal lens making software:	YES	YES
Graphic rotating and editing:	YES	YES
Progressive Additional lens editing:	YES	YES
Software update:	YES	YES



## ▶ ALE-3000

### ● Features :

- A One-button operation, precise and fast scanning, accurate centering
- Super large touch screen, 1:1 ratio display, visual comparison between frame and scanned graphics
- Powerful and stable data processing, scanning graphics editable, multi-machines interconnection, greatly high cost-effective


### EDGER TECHNICAL INDEXES

Graphic editable and scalable functions	
Bidirectional water jet and builtin lighting in processing cabin	
Max. number of stored images:	400pcs
Adjustable beveling position	
Lens Material:	Plastic, Polycarbonate, High index plastic, Glass, Trivex
Diameter of diamond wheels group:	100mm
Edging Mode:	Beveling(normal/auto/manual mode), Flat edging, Polishing
Max. Cutting Diameter:	80mm
Mini. Beveling Size:	22mm
Mini. Flat Edging Size:	20mm
Max. Frame Center Distance:	100mm
Display:	10.4 inch color TFT LCD touch screen with angle adjustable
Input Voltage:	AC220V, 50Hz / AC1 10V, 60Hz
Output Voltage:	DC5V3A. DC24V5.8A
Power Consumption:	1000WN. Weight: 48kg
Dimensions:	636mm x 452mm x 591mm

### SCANNER/BL OCKER TECHNICAL INDEXES

Imaging System:	Dual center optical imaging system
Scanning and Positioning System:	Scanning imaging, precise center positioning
Scanning Time:	<3s
Scanning Precision:	0. 1mm
Display:	8 inch color TFT LCD touch screen
Power Supply:	AC100-240V 50/60Hz
N.Weight: Mini. Beveling Size:	9kg
Dimensions:	470mm x 230mm x 320mm





## ALE-3500

### Grinding system:

- ◆ Accurate size, fast grinding
- ◆ A variety of material lens options to meet the needs
- ◆ A variety of sharp edge ratio options to meet the needs
- ◆ A variety of frame types to choose to meet the needs

### Scanning system:

- ◆ Integration: liner scanning + center positioning
- ◆ Accuracy: Accurately and quickly obtain the contour graphics of the frame lining
- ◆ Horizontalization: Arbitrary placement of liners to generate zero-axis graphics
- ◆ High-definition: 8-inch high-definition touch screen, easy to operate, comfortable to see

### Technical parameters:

#### 3D EDGER

Dimension: Length 705mm\*Width 440mm\*Height 465mm

Weight: 65Kg

Voltage: 220V-230V/50Hz, 110V-115V/60Hz

Power: 1200W

Noise: ≤75dB.

Temperature: -10°C ~ 40°C

#### SCANNER

Dimension: Length 245mm\*Width 225mm\*Height 450mm

Weight: 5Kg

Voltage: 220V-230V/50Hz, 110V-115V/60Hz

Power: 7≤50W

Saved Graphics: 512 pairs

LCD&Touch: 8 inches (resolution 1024\*768)

Load Edger: 2 sets

Temperature: -10°C ~ 40°C



## ▶ PM-100

### ● Features:

- Lens clamping device, easy for operation.
- With three suction cup of Takubo, Briot and Topcon, easy to swap for a different lens edger.
- Cutting templates speed quickly and processing accurately.

### ● Specification:

Electric Voltage: 220V/50Hz or 110V/60Hz

Power: 50W

Weight: 4kg

Volume: 34(L)x21(W)x19(H)cm

Difference between model A and B: PM-100A: Stainless parts plus imported knives

PM-100B: Copper parts plus Chinese knives



## ▶ GM-100 (Grooving Machine)


### ● Features:

- Manual adjustable, precise controlling
- Limited sizes of grooving:
  - for oblong corner lenses:  $\varphi 22 \times 50$
  - for round corner lenses:  $\varphi 22 \times 56$
- Adopt new cutter wheel for grooving
- Adopt low sound electric motor (100 Watt)



CE

# Grooving Machine



## ▶ GM-150

### ● Features :

- Two choices of cutter: 0.55cutter and PC lens cutter
- Never hurt the lens (because the guide.bar no need)
- Grooving available by the curve of the frame
- Any shape of lens is available
- Max.grooving:L54mm,W15mm
- Easy operation for anybody

### ● Specification :

Grooving depth: 0~0.7mm

Grooving width: 0.55~0.6mm

Lens edge thickness: 1.2~11.0mm

Available lens: 15-54mm

Lens motor speed: 2.5~3r/min

Cutter motor speed: DC110V4600r/min,DC220V4900r/min

Power supply: AC100~120V/60HZ,AC200~240V/50HZ

Dimensions(packing): 270mm(L)\*230mm(W)\*200mm(H)

Weight(packing): 3kgs



CE

## ▶ LB-100 (Layout Blocker)

### ● Features :

- Rapidly set the lens securely
- Precision compensation of the lens and suction cup position
- Bifocal lens can be positioned quickly and accurately

### ● Specification :

Electric Voltage: AC220V/110V 50HZ/60HZ



## ▶ DM-100 (Drilling Machine)


Speed of revolution: 1400T/MIN

Electric Voltage: 220V/50HZ or 110V/60HZ

Weight: 4kg



CE



## ▶ DM-200

### ● Features :

- The operation procedures are highly intelligent and totally digital.
- Compared to the hole position of the pattern lenses, it has higher process accuracy whose process deviation is less than 0.075mm in both X-axis and Y-axis.
- It has auto position clamping equipment which allows remaining the same process accuracy after the change of clamps.
- The screen shows the drill position and coordinates data, and gives guidance to the operation.
- The hole position memory function allows to process the set hole positions continuously.
- There're two measure modes to choose which are original pattern measure mode and frame position measure mode.
- It has mirroring mode in the process.
- The head can automatically reposition if it's removed from its position accidentally.
- The instrument drills automatically in a set order, and can be corrected by pressing the number button if any hole is missed by wrong operations.

### ● Specification :

Voltage: AC100V-240V DC24V

Power: 50W

Weight: 5KG

Dimensions: 302x228x270mm

Drilling Speed: 1-5000rpm

Moving Range: X-axis 155mm Y-axis 38mm



## ▶ DS-100A All-in-one (Drilling Machine+Saw Machine)



## ▶ SM-100

### ● Features :

- Two pieces of rotated bits including 1.0MM and 0.8MM.
- Convenient and quick operation, improve the efficiency of the work.

### ● Specification :

Electric Voltage: 220V/50Hz or 110V/60Hz

Power: 100W

Dimensions: 230(L)x150(w)x160(H)mm

Weight: 1.5kg



## ▶ AP-100 (Auto Polisher)

### ● Specification :

Electric Voltage: AC220V/110V 50HZ/60HZ

Dimensions: 230(L)x150(w)x160(H)mm

Weight: 6.7kg




CE

## ▶ HE-50 (Hand Edger)

### ● Specification :

- Original appearance design
- Good adding and draining water system
- Selector switch to change the rotating direction
- Good grinding effects: smooth and fine





## ▶ HE-100

### ● Specification :

Wheel width:	35mm, right rough grinding 16mm, left fine grinding 19mm, edge trimming
Rough grinding:	180#, fine grinding: 240#, 280#, 320#(Optional)
Electric Voltage:	AC200-240V/50HZ AC110-120V/60HZ
Dimensions:	230(L)x150(w)x160(H)mm
Weight:	8kg



CE

## ▶ HE-150

### ● Features :

- High speed grinding wheel
- 3 wheels combination, rough, fine, polish/"V"
- With a special lamp, convenient operation

### ● Specification :

Electric Voltage:	AC200-240V/50HZ AC110-120V/60HZ
Dimensions:	395(L)x245(w)x295(H)mm
Weight:	9kg



## ▶ HE-200

### ● Specification :

Voltage:	110V/60Hz 220V/50Hz
Power:	120W
Weight:	15kg
Dimensions:	450x330x310mm





## ▶ HE-250

### ● Features :

- Three choices of configure: #750, #770 and #780
- Gracefull and generous appearance design
- Fireproof and disinfectant plastic cover
- Electronic induction switch
- Water circulation system inside

### ● Specification :

Power supply: AC100-120V/60Hz AC200-240V/50Hz  
Rated power(motor): 150W  
Rated power(water pump): 3W  
Width of diamond wheel: 35mm,30mm,20mm  
Diameter of diamond wheel:100mm  
Dimensions(packing)  
430mm(L)x270mm(W)x280mm(H)  
G.Weight: 9.1kgs  
N.Weight: 8kgs  
Max.volume(waler container)  
925ml w/o pump. 820ml w/pump



CE

## ▶ UC-100 (Ultrasonic Cleaner)

### ● Features :

- High efficient ultrasonic vibration system
- Good water-proof system inside
- Delicate design of cover reduce the noises effectively.

### ● Specification :

---

Electric Voltage: 220V/50Hz or 110V/60Hz

Power: 50W

---

Dimensions: 220(L)x195(w)x255(H)mm


Weight: 2kg

---



CE

# Ultrasonic Cleaner



## ▶ UC-120

### ● Features :

- Same features as the products in the standard series
- 3-minute automatic timer
- CD-2800 is the most influential model among all ultrasonic cleaners in China
- Its industrial design, sizes and Specification have become the basis for imitation by other companies.
- It has been a popular product on the market for eight consecutive years
- Annual volume over 250,000 units
- Accumulative volume over 2.37 million units



### ● Specification :

Tank Capacity:	600ml
Maximum Level:	500ml
Tank Material :	stainless steel SUS304
Power Supply:	26W AC100V,50/60Hz,35W AC100-120V,60Hz,50W AC220-240V,50Hz
Frequency:	42000Hz
Unit Size:	20x12.5x14cm(7.8"x4.9"x5.5")
Inner Carton Size:	26x16.7x18cm(10.2"x6.5"x7.0")
Master Carton Size:	54x53x38cm(21.2"X20.8"X14.9")
Net Weight:	0.78kg(1.7lb)
Unit Weight of inner carton:	1.1kg(2.4lb)
Qty per Master Carton:	12pcs/ctn
Gross Weight:	15.5kg(34.1 Lb/ctn)
20GP:	3000pcs
40GP:	6000pcs
40HQ:	6720pcs

## ▶ UC-150

- Same features as the products in the Standard series
- 3 timer settings: 3 min, 5min, and 10min
- The tank and the cleaning effect are the same as CD-2800
- Added a blue LED light on the lid compared to CD-3800B1
- Leak-proof is improved over CD-2800,same as CD-3800B1
- Same price but better price to performance ratio compared to CD-2800 and CD-3800B1

### ● Specification :

Tank capacity:	600ml	Maximum level:	500ml
Tank Material:	Stainless SUS304		
Power supply:	35w AC100-120V, 50/60Hz;		
		35w AC100-120V, 50/60Hz;	
		50W AC220-240V, 50Hz	
Frequency:	42,000Hz		
Unit size:	21.08x14.5x14.0 cm		
Inner Carton Size:	26.1x16.9x18.1		
Master Carton Size:	54.0x53.0x38.0cm		
Net Weight:	0.9kg (1.9lb)		
Unit Weight of Inner Carton:	1.2(2.6lb)		
Qty per Master Carton:	12pcs/ctn		
Gross Weight:	15.5kg/ctn(34.1lb/ctn)		



## ▶ UC-160

### ● Specification :

Tank Capacity:	600ml
Maximum:	500ml
Power Supply:	30W AC100V 50/60HZ
	35W AC100-120V 50/60HZ
	50W AC220-240V 50/60HZ
Digital timer settings:	180s-300s-480s-600s-90s
Frequency:	42000Hz
Tank Material:	Stainless steel SUS304
Tank Size:	16.1x8.5x5.0cm(6.34"x3.35"x1.97")
Unit Size:	20.4x14.0x13.0cm(8.04"x5.52"x5.12")
Inner Carton Size:	23.8x16.7x16.1cm(9.37"x6.58"x6.34")
Master Carton Size:	49.2x36.0x34.2cm(19.4"x14.2"x13.5")
NetWeight:	0.98kg(2.16lb)
Unit Weight of Inner Carton:	1.23kg(2.721b)
Qty per Master Carton:	8pcs/ctn
GrossWeight:	10.8kg(23.81b)



CE

## ▶ UC-180


### ● Specification :

Tank Capacity:	800ml
Maximum:	650ml
Power Supply:	48W AC100V 50/60HZ
	55W AC100-120V 50/60HZ
	55W AC220-240V 50/60HZ
Digital timer settings:	180s-300s-480s-90s-600s
Frequency:	42000Hz
Tank Material:	Stainless steel SUS304
Tank Size:	18.0x8.7x5.8cm(7.1"x3.4"x2.3")
Unit Size:	22.0x13.8x14.1cm(8.7"x5.4"x5.6")
Inner Carton Size:	25.6x17.2x17.2cm(10.1"x6.8"x6.8")
Master Carton Size:	52.5x35.5x36cm(21.1"x14.2"x14.4")
NetWeight:	1.27kg(2.8lb)
Unit Weight of Inner Carton:	1.6kg(3.5lb)
Qty per Master Carton:	8pcs/ctn
GrossWeight:	13.8kg(30.41b)



CE

# Ultrasonic Cleaner



## ▶ UC-200

### ● Specification:

Ultrasonic Frequency:	42,000 Hz
Tank Material:	Stainless steel SUS304
Volume:	1,300 ml
Time Control:	5 Cycles with Digital time display
Power supply:	AC 110-120V 60Hz AC 220-240V 50/60 Hz
Ultrasonic power:	60 W
Packing Size:	295x238x200mm (LxWxH)
Weight:	2.15kg



CE

## ▶ UC-250

### ● Specification:

Ultrasonic Frequency:	42,000 Hz
Tank Material:	Stainless steel SUS304
Volume:	1,400 ml
Time Control:	5 Cycles with Digital time display
Power supply:	AC 110-120V 60Hz AC 220-240V 50/60 Hz
Ultrasonic power:	60 W
Packing Size:	295x238x200mm (LxWxH)
Weight:	2.15kg



CE

## ▶ FH-50 (Frame Heater)

### ● Specification:

- It makes features of quick heating, big wind force, the frames uniform heating.
- Temperature adjustment function to ensure a desired temperature

Electric Voltage:	220V/50Hz or 110V/60Hz Power:450W
Temperature:	70°C-130°C
Weight:	1kg
Volume:	31(L)x13.5(w)x19(H)cm



## ▶ FH-100 (Frame Heater)

### ● Specification:

- Rapid heating and strong air output
- Heat frame uniformly
- Temperature adjustment function to ensure a desired temperature

Heating heating(Max.):	110°
Power:	600W
Noise:	≤50dB(A)



## ▶ FH-120

### ● Features:

- Digital frame heater
- Electronic temperature control system
- Fireproof plastic cover

### ● Specification:

Power supply: AC100-120V/60Hz, AC200-240V/50Hz

Power rating: 600w

Rated power(motor): 6w

Rated power(heating wires): 240gs

Available temperature: 40°C-150°C

Wind speed: 1.8m/s

Dimensions(packing): 235mm(L)×125mm(W)×250mm(H)

Weight(packing): 1.66kgs



## ▶ FH-150

### ● Specification:

Power: 220V/50HZ or 110V/60HZ

Rated power: 550W

Size: 210×140×230MM

Temperature: 100°C



## ▶ FH-200

### ● Specification:


Voltage: 220V/50HZ OR 110V/60HZ

Rated Power: 250W

Size: 310 x250 x160mm

Temperature: 140°C





## ▶ UV-100

### ● Specification:

- Available for testing UV-400 lens, anti-radiation lens, true and false currency.
- Electric Voltage: 220V/50Hz or 110V/60Hz

Power: 20W

Dimensions: 260(L)x140(w)x105(H)mm

Weight: 0.6kg



## ▶ CA-100 (Color-Alterable Lens Tester)

### ● Specification:

The best merit is that it can make coloring lenses to color in a moment, it is an ideal instrument to the glasses factories and shops.

Voltage: 110V/60Hz 220V/50Hz

Power: 30W

Weight: 0.3kg

Dimensions: 220x110x115mm



## ▶ UP-100 (UV&Photochromic Lens Tester)

### ● Specification:

Combination tester available for testing UV-400 lens, anti-radiation lens, and photochromic lens.

Electric Voltage: 220V/50Hz or 110V/60Hz

Power: 30W

Dimensions: 240(L)x200(w)x175(H)mm

Weight: 1kg



## ▶ TM-100

### ● Specification:

Temperature: 0°C~100°C

Cup capacity: 1000ML

Voltage: 220V/50HZ or 110V/60HZ

Power: 1500W

Dimensions: 495(L)x295(w)x187(H)mm



## ▶ TP-1 (Torch Pen)



## ▶ TP-2/TP-3 (Torch Pen)



TP-2



TP-3


## ▶ RA-1 (Radian Apparatus)



## ▶ TA-1 (Thickness Apparatus)



# Pliers and Tools Set



R-AB15



R-AB16



R-AB17



R-AB21



R-AB24



R-AB26



R-AB29



R-AB36



R-AB37



R-AB38





R-AB39



R-AB40



R-AB46



R-AB47



R-AB49



R-AB50



R-AB923



R-AB924




R-AB925



R-AB926

# Pliers and Tools Set



R-AB931



R-AB60



R-DB21



R-DB07



R-DB13



R-DB16



R-DB29



R-DB14



R-DB59



R-CB07



R-CB14



R-CB18



R-CB21



R-CB24



R-CB29




R-CB37



R-CB38

# Pliers and Tools Set



R-CB40



R-CB47



R-CB59



R-CB923



R-CB924



R-CB929



R-CB930



R-CB15



PT001



PT002



PT003



PT004



PT005



PT006



PT007



PT008




PT009



PT010

# Pliers and Tools Set



PT011



PT012



PT013



PT014



PT015



PT016



PT017



PT019



PT020




PT022

# Pliers and Tools Set



# Pliers and Tools Set



TF001 ALLOY



TF005-1 COPPER



TF001-1 ALLOY



TF006 COPPER



TF005 ALLOY



TF003 COPPER



TF004-1 COPPER



TF012



TF012-1



TF015



TF020



TF016



TF021



TF022



TF018-1



TF018



TF010



TF011



# Pliers and Tools Set



R-B017D



R-B017A



R-B08



R-B017B



R-B017C



R-B010



SS001

- ⊖ 1.6 / 1.8
- ⊕ 1.5 / 1.8
- M2.02 / M2.32 / M2.57
- ⊕ M2.52



SS016

- ⊖ 1.5 / 1.8
- ⊕ 1.8
- M2.32 / M2.57
- ⊕ M2.52 / M2.82



SS002

- ⊖ 1.6 / 1.8
- ⊕ 1.5 / 1.8
- M2.02 / M2.32 / M2.57
- ⊕ M2.52 / M2.82



SS011

- ⊖ 1.8
- ⊕ 1.5 / 1.8
- M2.32 / M2.57
- ⊕ M2.52 / M2.82



SS012

- ⊖ 1.5 / 1.8
- ⊕ 1.8
- M2.32 / M2.57
- ⊕ M2.52 / M2.82



SS013

- ⊖ 1.6 / 1.8
- ⊕ 1.5 / 1.8
- M2.02 / M2.32 / M2.57
- ⊕ M2.52 / M2.82



SS015


- ⊖ 1.6 / 1.8
- ⊕ 1.5 / 1.8
- M2.02 / M2.32 / M2.57
- ⊕ M2.52 / M2.82



SS017

- ⊖ 1.6 / 1.8
- ⊕ 1.5 / 1.8
- M2.02 / M2.32 / M2.57
- ⊕ M2.52 / M2.82

# Pliers and Tools Set



SL001



SL002



SL003



SL005



SL006



SL010



SL013



SL014



SL020



SL021



SL022



SL026

# Pliers and Tools Set



R-B01A

Model No.	Product Name	Quantity	Photo
R-AB923	Plier	1 pc	
R-AB924	Plier	1 pc	
R-AB931	Plier	1 pc	
/	Spare Jaws (AB923)	1 pair	
/	Spare Jaws (AB924)	1 pair	



R-B01C

Model No.	Product Name	Quantity	Photo
R-AB08	Plier	1 pc	
R-AB14	Plier	1 pc	
R-AB21	Plier	1 pc	
R-AB923	Plier	1 pc	
R-AB924	Plier	1 pc	
R-AB931	Plier	1 pc	



R-B01B


Model No.	Product Name	Quantity	Photo
R-AB923	Plier	1 pc	
R-AB924	Plier	1 pc	
R-AB931	Plier	1 pc	
QS-031	Screwdriver	1 pc	1.5
QS-031	Screwdriver	1 pc	1.6
QS-031	Screwdriver	1 pc	1.8
QS-031	Screwdriver	1 pc	1.8
QS-031	Screwdriver	1 pc	2.32
QS-031	Screwdriver	1 pc	2.57
QS-031	Screwdriver	1 pc	2.52
QS-031	Screwdriver	1 pc	2.82



R-B01D


Model No.	Product Name	Quantity	Photo
R-AB08	Plier	1 pc	
R-AB14	Plier	1 pc	
R-AB21	Plier	1 pc	
QS-031	Screwdriver	1 pc	1.5
QS-031	Screwdriver	1 pc	1.6
QS-031	Screwdriver	1 pc	1.8
QS-031	Screwdriver	1 pc	1.8
QS-031	Screwdriver	1 pc	2.32
QS-031	Screwdriver	1 pc	2.57
QS-031	Screwdriver	1 pc	2.52
QS-031	Screwdriver	1 pc	2.82

# Pliers and Tools Set



SL009

Model No.	Product Name	Quantity	Photo
R-AB923	Plier	1 pc	
R-AB924	Plier	1 pc	
R-AB931	Plier	1 pc	
QS-031	Screwdriver	1 pc	1.6
QS-031	Screwdriver	1 pc	1.4
QS-031	Screwdriver	1 pc	2.0
QS-031	Screwdriver	1 pc	1.8
QS-031	Screwdriver	1 pc	2.02
QS-031	Screwdriver	1 pc	2.32
QS-031	Screwdriver	1 pc	2.52
QS-031	Screwdriver	1 pc	2.56



SL009-A

Model No.	Product Name	Quantity	Photo
PT002	Plier	1 pc	
PT008	Plier	1 pc	
R-AB931	Plier	1 pc	
QS-031	Screwdriver	1 pc	1.6
QS-031	Screwdriver	1 pc	1.4
QS-031	Screwdriver	1 pc	2.0
QS-031	Screwdriver	1 pc	1.8
QS-031	Screwdriver	1 pc	2.02
QS-031	Screwdriver	1 pc	2.32
QS-031	Screwdriver	1 pc	2.52
QS-031	Screwdriver	1 pc	2.56



SL009-B

Model No.	Product Name	Quantity	Photo
PT004	Plier	1 pc	
PT015	Plier	1 pc	
PT016	Plier	1 pc	
QS-031	Screwdriver	1 pc	1.6
QS-031	Screwdriver	1 pc	1.4
QS-031	Screwdriver	1 pc	2.0
QS-031	Screwdriver	1 pc	1.8
QS-031	Screwdriver	1 pc	2.02
QS-031	Screwdriver	1 pc	2.32
QS-031	Screwdriver	1 pc	2.52
QS-031	Screwdriver	1 pc	2.56



R-B012



R-B013



R-B014



R-B015




LK-006



LK-007

Model	Size	Weight/Piece	MOQ
LK-006S	244x170x45mm	157G	500
LK-006SH	244x170x55mm	170G	500
LK-006L	270x190x50mm	196G	500
LK-006LH	270x190x68mm	210G	500
LK-007S	254x170x42mm	160G	500
LK-007L	270x185x44mm	190G	500
LK-008S	232x156x42mm	170.5G	500
LK-008SH	232x156x52mm	200.5G	500

# Wheels and Suckers



RGW-1

100/35wv/14  
手磨机CP-7-35WV



RGW-2

100/35w/14  
手磨机CP-7-35W



RGW-3

100/20/14  
手磨机CP-7-20



RGW-4

100/30/14  
手磨机CP-7-30



RGW-5

114/20/16  
铁芯/iron core



RGW-6

110/20/16



RGW-7

170/20/14



RGW-8

150/20/20  
双轮手磨机砂轮带六孔



RGW-8V

150/25v/20  
双轮手磨机砂轮带六孔V型



RGW-9

150/25v/14  
双轮手磨机砂轮V型



RGW-10

150/20/14  
双轮手磨机砂轮



RGW-11

100/16/17  
PC



RGW-12

100/16/17  
树脂/Resin



RGW-13

100/11/17  
抛光/Polishing



RGW-14


100/15/17  
玻璃粗磨轮/Resin



RGW-15

100/23V/17

# Wheels and Suckers




LF-8201

经联 田洼大吸盘  
JINGLIAN




LF-8202

朗驰 田洼中号吸盘  
LANGCHI



LF-8203

精功 田洼椭圆形吸盘  
JINGGONG



LF-8204

经联 田洼平吸盘  
JINGLIAN




LF-8205

经联 田洼塑料扁吸盘  
JINGLIAN



LF-8206

精功 田洼塑料大吸盘  
JINGGONG




LF-8207

经联 田洼塑料小吸盘  
JINGLIAN




LF-8208

田洼小头小脚吸盘  
TIANWA




LF-8209

田洼小头小脚扁吸盘  
TIANWA




LF-8210

田洼小头小脚平吸盘  
TIANWA



LF-8211

田洼小脚塑料扁吸盘  
TIANWA




LF-8212

维高小号吸盘  
VIGO




LF-8213

南韩大吸盘  
NANHAN




LF-8214

南韩高脚大吸盘  
NANHAN



LF-8215

雄博吸盘  
SUPORE




LF-8216

威柯扁吸盘  
VICO




LF-8217

南韩椭圆吸盘  
NANHAN




LF-8218

南韩平吸盘  
NANHAN



LF-8219


维科吸盘  
VICO



LF-8220


维高大号平吸盘  
VIGO

# Wheels and Suckers



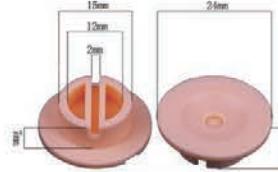
LF-8221

天乐 磨得美吸盘  
TIANLE




LF-8222

雄博 南韩塑料扁吸盘  
SUPORE




LF-8223

南韩大圆塑料平吸盘  
NANHAN



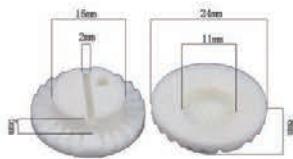
LF-8224

新世纪 南韩小圆塑料平吸盘  
XINSHIJI



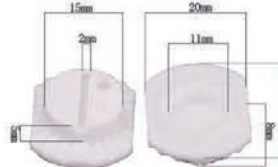
LF-8225

雄博 南韩塑料平吸盘  
SUPORE




LF-8226

百利奥大吸盘  
BERIO



LF-8227

百利奥扁吸盘  
BERIO



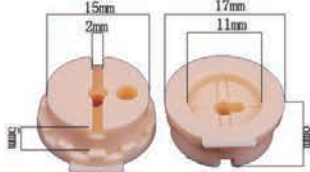
LF-8228

依视路塑料吸盘  
ESSILOR




LF-8229

依视路塑料扁吸盘  
ESSILOR



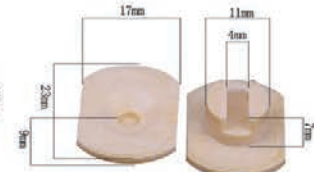
LF-8230

依视路塑料小圆吸盘  
ESSILOR




LF-8231

依视路塑料扁吸盘  
ESSILOR



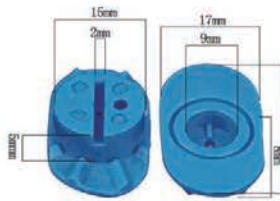
LF-8232

依视路塑料扁吸盘  
ESSILOR



LF-8233

新世纪 健龙达吸盘  
XINSHIJI




LF-8234

南韩塑料扁吸盘  
NANHAN




LF-8235

尼德克大号吸盘  
NIDEK



LF-8236

尼德克中号吸盘  
NIDEK




LF-8237

尼德克中号平吸盘  
NIDEK




LF-8238

尼德克小号平吸盘  
NIDEK



LF-8239

贝佳纳塑料吸盘  
BERGENA



LF-8240

尼德克塑料扁吸盘  
NIDEK




# Wheels and Suckers




LF-8241

依视路大号吸盘  
ESSILOR




LF-8242

依视路椭圆吸盘  
ESSILOR




LF-8243

依视路中号吸盘  
ESSILOR




LF-8244

依视路中号平吸盘  
ESSILOR



LF-8245

依视路椭圆吸盘  
ESSILOR



LF-8246

依视路小头吸盘  
ESSILOR



LF-8247

百利奥大号吸盘  
BERIO




LF-8248

百利奥椭圆吸盘  
BERIO




LF-8249

百利奥小头吸盘  
BERIO



LF-8250

百利奥扁平吸盘  
BERIO



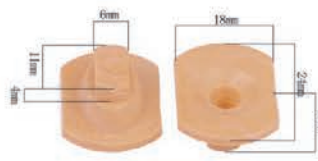
LF-8251

百利奥大号吸盘  
BERIO



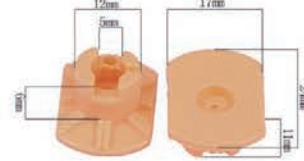
LF-8252

百利奥小号吸盘  
BERIO



LF-8253

百利奥塑料扁吸盘  
BERIO




LF-8254

依视路吸盘  
ESSILOR




LF-8255

百利奥磁性吸盘  
BERIO



LF-8256

百利奥小号磁性吸盘  
BERIO




LF-8257

依视路塑料吸盘  
ESSILOR




LF-8258

尼德克吸盘  
NIDEK



LF-8259


尼德克吸盘  
NIDEK



LF-8260

百利奥吸盘  
BERIO

# Wheels and Suckers




LF-8261

尼德克加厚吸盘  
NIDEK




LF-8262

打孔机吸盘




LF-8263

维高小头小脚吸盘  
VIGO




LF-8264

精功夹头  
JINGGONG



LF-8264-1

经联夹头  
JINGLIAN



LF-8265

朗驰  
LANGCHI



LF-8266

威柯  
VICO



LF-8267

雄博  
SUPORE




LF-8268

健达  
JIANDA



LF-8268-1

健达  
JIANDA



LF-8270

尼德克  
NIDEK




LF-8270-1

尼德克  
NIDEK



LF-8270-2

尼德克  
NIDEK



LF-8270-3

尼德克  
NIDEK




LF-8271

尼德克  
NIDEK



LF-8273

尼德克  
NIDEK



LF-8228-1

依视路  
ESSILOR



LF-8231-1

依视路  
ESSILOR



LF-8274

经联  
JINGLIAN



LF-8276

精功  
JINGGONG



LF-8277

精功  
JINGGONG



OA093



OA094



OA093A



OA094A



LK-A23SH



LK-A23MMH



LK-A23NNH



LK-A23DH



LK-A23SR



LK-A23MR



LK-A23LR



LK-A23MMR



LK-A23NNR





LK-A23DR



LK-A23F

Name	Model	Size
Adhesive Tape(Essilor, Blue)	LK-A23SH	18mm
Adhesive Tape(For all, Blue)	LK-A23MH	21mm
Adhesive Tape(Briot/Weco, Blue)	LK-A23LH	24mm
Adhesive Tape(Nidek, Blue)	LK-A23MMH	17x30mm
Adhesive Tape(For all, Blue)	LK-A23NNH	18x32mm
Adhesive Tape(For all, Blue)	LK-A23DH	18x25mm
Adhesive Tape(Essilor, Red)	LK-A23SR	18mm
Adhesive Tape(For all, Red)	LK-A23MR	21mm
Adhesive Tape(Briot/Weco, Red)	LK-A23LR	24mm
Adhesive Tape(Nidek, Red)	LK-A23MMR	17x30mm
Adhesive Tape(For all, Red)	LK-A23NNR	18x32mm
Adhesive Tape(For all, Red)	LK-A23DR	18x29mm
Nonskid Adhesive Tape(For all, Crystal)	LK-A23F	Thickness:0.05mm

# Nose Pads and Screws




**CY001** 13×7mm    **CY002** 14×7mm    **CY003** 15×8mm    **CY004** 17×8mm



**CY023** L 11mm    **CY024** L 13mm    **CY025** L 15mm




**CY005** 12×7mm    **CY006** 13×7mm    **CY007** 14×8mm    **CY008** 15×8mm



**CY026** φ7mm    **CY027** φ9mm    **CY028** φ11mm

**CY008-1** 16.6×10.1mm    **CY008-2** 17×10.2mm    **CY008-3** 19×10.5mm



**CY009** 12×7mm    **CY009-1** 12.5×7.4mm    **CY009-2** 13×7.3mm    **CY009-3** 13×7.5mm



**CY029** 13.5×7.7mm    **CY030** 14.1×8mm    **CY031** 14.6×8.2mm    **CY032** 15.3×8mm

**CY010** 13.8×7mm    **CY011** 14.4×7mm    **CY012** 15×7.5mm    **CY013** 16.2×8.7mm

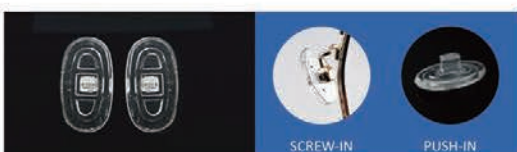


**CY033** 14.5×8mm    **CY034** 15×8.3mm    **CY035** 15.9×10mm    **CY036** 17×9mm



**CY014** φ9mm    **CY015** φ9.5mm    **CY016** φ11mm


**CY036-1** 19×10.5mm



**CY017** 13×7mm    **CY018** 15×8mm    **CY019** 17×9mm



**CY201** 13.4×6.5mm    **CY202** 14.7×7.3mm



**CY020** 11×5.5mm    **CY021** 13×5.5mm



**CY301** 14×7.5mm    **CY302** 17×8.5mm    **CY303** 15×7.7mm    **CY304** 11×7.3mm

**CY305** 13×7mm    **CY306** 12.6×6.7mm    **CY308** 14×7.5mm

# Nose Pads and Screws




**CY022**  
10.5mm



**CY050**  
14mm




**CY203**  
7mm



**CY204**  
11mm



**CY211**  
11mm



**CY212**  
12mm



**CY214**  
14mm



**CY215**  
11mm



**CY216**  
11mm



**CY217**  
13mm



**CY218**  
14mm



**CY220**  
12mm



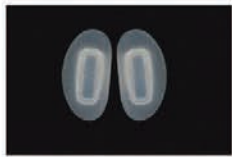
**CY223**  
12.5mm



**CY224**  
12.5mm



**CY226**  
10.5mm



**CY227**  
12.5mm



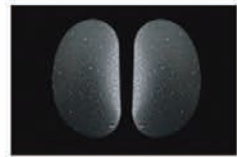
**CY229**  
13.6mm



**CY230**  
14mm




**CY231**  
12mm



**CY236**  
15x9mm



**CY237**  
15x9mm



**CY243**  
16mm



**CY244**  
14mm



**CY246**  
15x11mm



**CY247**  
15x11mm



**CY241**  
● 15x5mm

**CY241-1**  
○ 15x5mm



**CY242**  
● 15.5x7mm

**CY242-1**  
○ 15.5x7mm

**CY242-2**  
● 15.5x7mm

**CY242-3**  
● 15.5x7mm

**CY242-4**  
● 15.5x7mm

**CY242-5**  
● 15.5x7mm



**CY238**  
○ 14x7mm

**CY238-1**  
● 14x7mm

**CY238-2**  
○ 14x7mm




**CY245**  
● 17.5x7mm

**CY245-1**  
○ 17.5x7mm

**CY245-2**  
● 17.5x7mm

**CY245-3**  
● 17.5x7mm

# Nose Pads and Screws



**CY067**

31×15mm

**CY068**

40×15mm

**CY069**

45×15mm

**CY232**

27×19mm

**CY235**

52×22mm



**CY248**

24.5×15mm

**CY129**

12×25×18mm

**CY130**

24×22mm

**CYL1-1**

11×13.5×30×24.5mm

**CYL2-1**

12×15×32×24mm



**CYL3-1**

14.5×17×30×23mm

**CYL3-2**

15×19×26×20mm

**CYL4-1**

11.5×14.5×27×18mm

**CYL4-2**

13×17×26×17mm



**CY249**

● 18×9.5mm

**CY249-1**

○ 18×9.5mm

**CY250**

● 17×9mm

**CY250-1**

○ 17×9mm

**CY240**

● 17×6.5mm

**CY240-1**

○ 17×6.5mm

**CY240-2**

○ 17×6.5mm



**CY601**

17×7×2mm

**CY602**

17×8×2mm

**CY603**

17×8×3mm

**CY604**

19×8×2mm

**CY605**

19×8×3mm

**CY606**

15×15×2mm

**CY607**

19×9×2mm



**CY614**

19×8mm



**CY608**

19×8mm

**CY608-1**

19×8mm

**CY609**

15×7mm

**CY609-1**

15×7mm

**CY610**

18×10mm

**CY611**

17×9mm

**CY612**

9×6mm

**CY613**

9×6mm



**036** Package



**037** Package



**OA036**

20×18mm

**OA036-1**

25×17mm

**OA036-2**

28×19mm



**OA036A**

20×18mm

**OA036A-1**

25×17mm

**OA036A-2**

28×19mm

**OA037**

20×18mm

**OA037-1**

25×17mm

**OA037-2**

28×19mm

**OA037A**

20×18mm


**OA037A-1**

25×17mm

**OA037A-2**

28×19mm

# Nose Pads and Screws



**CY051** 15×7mm  
**CY052** 15×7mm



**CY128** 15.8×7.2mm  
**CY128-1** 14×7mm  
**CY128-2** 15×7mm



**CY078** 10×6mm  
**CY079** 13×7.5mm  
**CY080** 13.5×7.5mm



**CY116** 12×6mm  
**CY116-1** 13.5×7mm  
**CY116-2** 14.5×7mm  
**CY120** 12×6mm  
**CY120-1** 13.5×7mm  
**CY120-2** 14.5×7mm



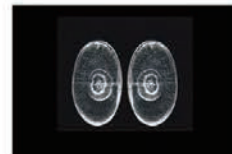
**CY044** 11.5×7.3mm



**CY081** 12×7mm



**CY083** φ9mm



**CY084** 10.9×7mm



**CY087** 11×7mm



**CY088** 11×6mm



**CY093** 8×4.6mm



**CY098** φ8.6mm



**CY101** 15×7mm



**CY102** 13×7mm



**CY126** 28×20mm



**CY133** 13×5mm



## 钛鼻托 Titanium Nose Pads



**CY401** 11.5×7mm



**CY403** 12×7mm



**CY405** 12×6.5mm



**CY407** 13×8mm




**CY408** 15×7mm



**CY409** 16.5×8mm

# Nose Pads and Screws



CY501  
○ 12×7mm



CY501-1  
● 12×7mm



CY501-2  
● 12×7mm



CY501-3  
● 12×7mm

## 陶瓷鼻托 Ceramics Nose Pads



CY701-1  
○ 14×6mm



CY701-2  
● 14×6mm



CY701-3  
○ 14×6mm



CY701-4  
● 14×6mm

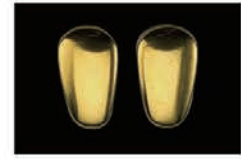
## 其他鼻托 Other Nose Pads



CY251  
14×7mm



CY309  
14×8mm



CY701  
12.7×6.5mm



CY239  
13×7.5mm

CY239-1  
12×7mm



CY239-2  
13×7.5mm

CY239-3  
12×7mm

## 可定制鼻托 Customizable Nose Pads



油墨印刷 Ink Printing



烫字 Stamping



铜标 Copper Plate

外形可包PVC与硅胶  
Shape can be PVC and silica gel



铜芯 Copper Core



金属雕刻 Metal Carving

ALL NOSE PADS CAN ACCEPT CUSTOMIZED LOGO SERVICE



# Nose Pads and Screws



CY095



CY096



CY097



CY098



CY099



CY100



CY101



CY102



CY103



CY104



CY105



CY106



CY107



CY108



CY109



CY110



CY111



CY112



CY113



CY114



CY115



CY116



CY120



CY123



CY125



CY126





CY127

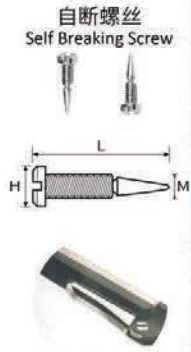


CY128


# Nose Pads and Screws




Model No.	⊖	+	Section	Size(H×M×L)
S001	✓	✓		2.0×1.4×2.0
S002	✓	✓		2.0×1.4×2.2
S003	✓	✓		2.0×1.4×2.4
S004	✓	✓		2.0×1.4×2.6
S005	✓	✓		2.0×1.4×2.8
S006	✓	✓		2.0×1.4×3.0
S007	✓	✓		2.0×1.4×3.2
S008	✓	✓		2.0×1.4×3.4
S009	✓	✓		2.0×1.4×3.6
S010	✓	✓		2.0×1.4×3.8
S011	✓	✓		2.0×1.4×4.0
S012	✓	✓		2.0×1.4×4.5
S013	✓	✓		2.0×1.4×5.0
S014	✓	✓		2.5×1.4×5.0



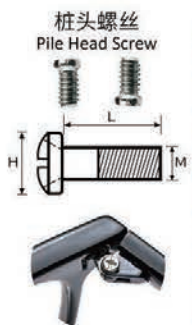
Model No.	⊖	Section	Size(H×M×L)
S034	✓		1.8×1.0×5.8
S035	✓		1.8×1.2×6.0
S036	✓		2.0×1.4×5.6
S037	✓		2.0×1.4×6.0
S038	✓		2.0×1.4×6.5
S039	✓		2.0×1.4×7.0
S040	✓		2.0×1.4×7.5
S041	✓		2.0×1.4×8.5
S084	✓		2.0×1.4×7.5
S086	✓		2.5×1.2×10.7
S087	✓		1.8×1.2×12
S089	✓		2.5×1.2×12
S078	✓		2.0×1.4×11.8
S079	✓		2.0×1.4×12.8



Model No.	⊖	+	Section	Size(H×M×L)
S015	✓			1.6×1.0×3.6
S016		✓		1.6×1.0×3.6
S018	✓	✓		1.6×1.0×3.6
S022	✓	✓		1.6×1.0×4.2
S023	✓	✓		1.8×1.2×3.6
S024	✓	✓		1.8×1.2×3.6



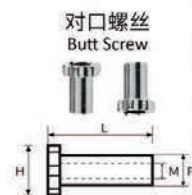
Model No.	⊖	+	Section	Size(H×M×L)
S042	✓	✓		2.5×1.2×10.6×1.1
S043	✓	✓		2.5×1.2×10.7×1.1
S044	✓			1.8×1.2×12×1.5
S045	✓	✓		2.5×1.2×12×1.5
S046	✓	✓		2.5×1.4×12×1.5



Model No.	⊖	+	Section	Size(H×M×L)
S025	✓	✓		2.5×1.4×3.0
S026	✓	✓		2.5×1.4×3.2
S027	✓	✓		2.5×1.4×3.6
S028	✓	✓		2.5×1.4×4.0
S029	✓	✓		2.5×1.4×6.0
S030	✓	✓		2.5×1.6×5.5
S031	✓	✓		2.5×1.6×5.0
S032	✓	✓		2.5×1.6×4.0



Model No.	⊖	+	Section	Size(H×M×L)
S047	✓			2.8×1.4×8.6
S048		✓		2.8×1.4×10
S049	✓			2.8×1.4×11.4
S050		✓		2.5×1.4×12.6
S051	✓			2.8×1.4×10



Model No.	●	■	▲	◆	⊖	Section	Size(H×P×M×L)
S080					✓		2.5×1.6×1.2×4.0
S081					✓		2.5×1.8×1.4×4.0
S120					✓		3.0×1.6×1.2×3.5
S082	✓						2.5×1.6×1.2×4.0
S083	✓						2.5×1.8×1.4×4.0
S121	✓						2.5×1.55×1.2×3.5
S122		✓					2.3×1.6×1.2×3.0
S123			✓				2.0×1.6×1.2×4.0
S124				✓			3.0×1.6×1.2×3.5
S125					✓		2.2×1.6×1.2×3.5



Model No.	⊖	Section	Size(H×M×L)
S052	✓		2.0×1.4×2.4
S053	✓		2.0×1.4×3.0
S054	✓		2.0×1.4×3.6
S055	✓		2.0×1.4×4.0
S056	✓		2.5×1.4×2.8
S057	✓		2.5×1.4×3.2
S058	✓		2.5×1.4×3.8



Model No.	+	Section	Size(H×M×L)
S064	✓		2.5×1.4×4.0
S065	✓		2.5×1.4×6.0
S126	✓		2.5×1.6×4.0
S127	✓		2.5×1.6×6.0
S128	✓		2.5×1.6×8.0

# Nose Pads and Screws



**六角沉头螺丝**  
Hexagon Countersunk screw

Model No.	Section	Size(H×M×L)
S069		2.8×1.4×4.0
S070		2.8×1.4×5.0
S071		2.8×1.4×7.0
S072		2.8×1.6×6.0
S073		2.8×1.4×6.0

**点胶螺丝**  
Dispensing Screw

Model No.	Section	Size(H×M×L)
S074		2.0×1.4×3.0
S075		2.0×1.4×3.6
S076		2.0×1.4×4.0
S077		2.0×1.4×3.4

**沉头螺丝**  
Countersunk screw

Model No.	Section	Size(H×M×L)
S129		2.5×1.4×2.4
S130		2.5×1.4×2.8
S131		2.5×1.4×3.0
S132		2.5×1.6×3.2

**六角螺母**  
Hexagon Nut

Model No.	Section	Size(H×M)
S095		2.5×1.2
S096		2.5×1.4
S099		2.5×1.4

**梅花螺母**  
Plum Nut

Model No.	Section	Size(H×M×L)
S097		2.5×1.2×1.4
S098		2.5×1.4×1.2

**六角帽盖**  
Hex Cap

Model No.	Section	Size(H×M×L)
S100		2.5×1.2×2.5
S101		2.5×1.4×2.5

**梅花帽盖**  
Plum Cap

Model No.	Section	Size(H×M×L)
S102		2.5×1.2×2.5
S103		2.5×1.4×2.5

**通孔帽盖**  
Through Hole Cap

Model No.	Section	Size(H×M×L)
S102-1		2.5×1.2×2.0
S102-2		2.5×1.4×2.0

**塑料垫片**  
Pourable Resin Chock

Model No.	Section	Size(H×M×L)
S104		2.5×1.2×0.4
S105		2.5×1.4×0.4
S106		3.0×1.4×0.4

**金属垫片**  
Metal Gasket

Model No.	Section	Size(H×M×L)
S107		2.5×1.2×0.3
S108		2.5×1.4×0.3
S109		3.0×1.4×0.3
S110		2.5×1.4×0.3
S133		2.5×1.4×0.3

**双胶塞**  
Double Rubber Plug

Model No.	Size(H×M×L)
S111	1.4×0.8×7.0    1.7×0.8×7.0
	1.5×0.8×7.0    1.8×0.8×7.0
	1.6×0.8×7.0    2.0×0.8×7.0

\*即可通孔又可不通孔

**T型垫片**  
T-gasket

Model No.	Size(H×M×L)
S113	3.0×1.4×1.6

**斜坡垫片**  
steep hill-gasket

Model No.	Size(H×M×L1×L2)
S134	3.0×1.4×0.6×1.0

**单胶塞**  
Single Rubber Plug

Model No.	Size(H×M×L)
S112	1.4×0.8×7.0
	1.5×0.8×7.0

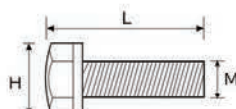
\*即可通孔又可不通孔

**PVC帽盖**  
PVC Cap

Model No.	Size(H×M×L)
S114	2.5×1.4×3.5
	2.5×1.2×3.5



可根据要求定制颜色  
Color can be customized



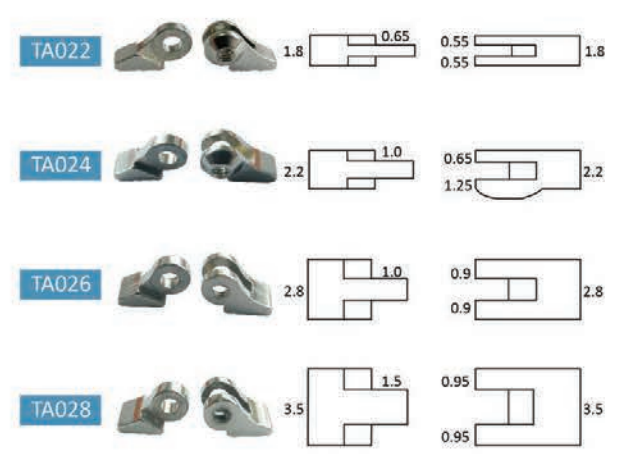
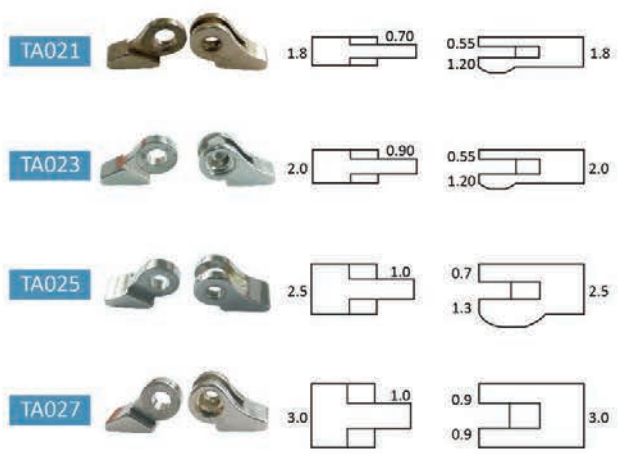



可根据要求定制尺寸  
Size can be customized



可提供分包服务  
Provide subpackage service

# Nose Pads and Screws



# Nose Pads and Screws



型号 No.	品名	Name	尺寸 Size	数量 Quantity
S016	十字螺丝	+ screw	1.6x1.0x3.6mm	100 pcs
S003	一字螺丝	- screw	2.0x1.4x2.4mm	100 pcs
S006	一字螺丝	- screw	2.0x1.4x3.0mm	100 pcs
S011	一字螺丝	- screw	2.0x1.4x4.0mm	100 pcs
S096	六角螺母	nut	2.5x1.4mm	100 pcs
S025	一字螺丝	- screw	2.5x1.4x3.0mm	100 pcs
S028	一字螺丝	- screw	2.5x1.4x4.0mm	100 pcs
S029	一字圆头螺丝	- round head screw	2.5x1.4x6.0mm	100 pcs



**SB001**  
螺丝套装

型号 No.	品名	Name	尺寸 Size	数量 Quantity
CY001	锁式硅胶鼻托(左)	screw-in silicon nose pad	L:13mm	10 pairs
CY001	锁式硅胶鼻托(右)	screw-in silicon nose pad	L:13mm	10 pairs
CY006	锁式硅胶鼻托	screw-in silicon nose pad	L:13mm	10 pairs
CY010	锁式硅胶鼻托	screw-in silicon nose pad	L:13mm	10 pairs
CY012	锁式硅胶鼻托	screw-in silicon nose pad	L:15mm	10 pairs
CY014	圆硅胶鼻托	round silicon nose pad	L:9mm	10 pairs
CY024	椭圆硅胶鼻托	oval silicon nose pad	L:13mm	10 pairs
CY027	圆硅胶鼻托	round silicon nose pad	L:9mm	10 pairs



**SB002**  
硅胶鼻托套装

型号 No.	品名	Name	尺寸 Size	数量 Quantity
S016	十字螺丝	+ screw	1.6x1.0x3.6mm	100 pcs
S003	一字螺丝	- screw	2.0x1.4x2.4mm	100 pcs
S006	一字螺丝	- screw	2.0x1.4x3.0mm	100 pcs
S011	一字螺丝	- screw	2.0x1.4x4.0mm	100 pcs
S096	六角螺母	nut	2.5x1.4x1.4mm	100 pcs
S025	一字螺丝	round head screw	2.5x1.4x3.0mm	100 pcs
S028	一字螺丝	round head screw	2.5x1.4x4.0mm	100 pcs
S029	一字螺丝	- round head screw	2.5x1.4x6.0mm	100 pcs
S109	不锈钢垫片	stainless steel tab washer	3.0x1.4x0.3mm	100 pcs
S032	一字螺丝	- screw	2.5x1.6x4.0mm	100 pcs



**SB003**  
螺丝套装

型号 No.	品名	Name	尺寸 Size	数量 Quantity
S016	十字螺丝	+ screw	1.6x1.0x3.6mm	100 pcs
S003	一字螺丝	- screw	2.0x1.4x2.4mm	100 pcs
S006	一字螺丝	- screw	2.0x1.4x3.0mm	100 pcs
S011	一字螺丝	- screw	2.0x1.4x4.0mm	100 pcs
S096	六角螺母	nut	2.5x1.4x1.4mm	100 pcs
S025	一字螺丝	round head screw	2.5x1.4x3.0mm	100 pcs
S028	一字螺丝	round head screw	2.5x1.4x4.0mm	100 pcs
S029	一字螺丝	- round head screw	2.5x1.4x6.0mm	100 pcs
S109	不锈钢垫片	stainless steel tab washer	3.0x1.4x0.3mm	100 pcs
S101	铜帽盖	copper cap	2.5x1.4x2.5mm	100 pcs
S032	一字螺丝	- screw	2.5x1.6x4.0mm	100 pcs
S098	梅花螺母	Plum nut	2.5x1.4x1.2mm	100 pcs




**SB004**  
螺丝套装

型号 No.	品名	Name	尺寸 Size	数量 Quantity
CY087	桃型鼻托	peach shape nose pad	11x7mm	5 pairs
CY079	04#鼻托	04# nose pad	13x7.5mm	5 pairs
S006	一字螺丝	- screw	2.0x1.4x3.0mm	100 pcs
S018	一字螺丝	- screw	1.6x1.0x3.6mm	100 pcs
S028	一字螺丝	- screw	2.5x1.4x4.0mm	100 pcs
S030	螺丝	- screw	2.5x1.6x5.5mm	100 pcs
OA002	硅胶防滑套	silicon anti-slip rubber	/	1 pc



**SB004A**  
螺丝鼻托套装

# Nose Pads and Screws



**SB005**  
PVC鼻托套装

型号 No.	品名	Name	尺寸 Size	数量 Quantity
CY079	PVC鼻托 锁式04#	screw-in pvc nose pad	L:13mm	20 pairs
CY080	PVC鼻托 锁式13#	screw-in pvc nose pad	L:15mm	20 pairs
CY101	PVC鼻托 卡式B1	push-in pvc nose pad	L:15mm	20 pairs
CY081	PVC鼻托 锁式08上螺丝	screw-in pvc nose pad	L:13mm	20 pairs
CY084	PVC鼻托 卡式08卡	push-in pvc nose pad	L:13mm	20 pairs
CY087	PVC鼻托 锁式07桃形	screw-in pvc nose pad	L:12mm	20 pairs
CY088	PVC鼻托 锁式方形托叶	screw-in pvc nose pad	L:11mm	20 pairs
CY091	PVC鼻托 卡式中号圆卡	push-in pvc nose pad	L:9mm	20 pairs
CY093	PVC鼻托 卡式老花镜托叶	push-in pvc nose pad	L:8mm	20 pairs
CY083	PVC鼻托 锁式圆上螺丝	screw-in pvc nose pad	L:14mm	20 pairs
CY078	PVC鼻托 锁式06#	screw-in pvc nose pad	L:10mm	20 pairs
CY102	PVC鼻托 卡式B8	screw-in pvc nose pad	L:13mm	20 pairs
CY116	PVC鼻托 锁式金铝芯托叶	screw-in aluminum core pvc nose pad-Golden	L:14mm	20 pairs
CY120	PVC鼻托 锁式白铝芯托叶	screw-in aluminum core pvc nose pad-Silver	L:11mm	20 pairs
CY126	PVC鼻托 连体式锁式儿童连体	screw-in pvc bridge nose pad for child	30x20mm	10 pairs



**SB005A**  
硅胶鼻托套装

型号 No.	品名	Name	尺寸 Size	数量 Quantity
CY001	硅胶鼻托 锁式(左)	screw-in silicon nose pad (left)	L:13mm	10 pairs
CY001	硅胶鼻托 锁式(右)	screw-in silicon nose pad (right)	L:13mm	10 pairs
CY006	硅胶鼻托 锁式	screw-in silicon nose pad	L:13mm	10 pairs
CY006	硅胶鼻托 卡式	push-in silicon nose pad	L:13mm	10 pairs
CY010	硅胶鼻托 锁式	screw-in silicon nose pad	L:13mm	10 pairs
CY010	硅胶鼻托 卡式	push-in silicon nose pad	L:13mm	10 pairs
CY012	硅胶鼻托 锁式	screw-in silicon nose pad	L:15mm	10 pairs
CY014	硅胶鼻托 圆形锁式	screw-in round silicon nose pad	L:9mm	10 pairs
CY024	硅胶鼻托 椭圆锁式	screw-in oval silicon nose pad	L:13mm	10 pairs
CY027	硅胶鼻托 圆形卡式	push-in round silicon nose pad	L:9mm	10 pairs
CY003	硅胶鼻托 锁式(左)	screw-in silicon nose pad (left)	L:15mm	10 pairs
CY003	硅胶鼻托 锁式(右)	screw-in silicon nose pad (right)	L:15mm	10 pairs
CY017	硅胶鼻托 锁式	screw-in silicon nose pad	L:13mm	10 pairs
CY067	连体硅胶鼻托 锁式	screw-in silicon bridge nose pad	35x15mm	5 pairs
CY033	硅胶鼻托 锁式	screw-in silicon nose pad	L:14mm	10 pairs



**SB005B**  
PVC鼻托套装

型号 No.	品名	Name	尺寸 Size	数量 Quantity
CY079	PVC鼻托 锁式04#	screw-in pvc nose pad	L:13mm	10 pairs
CY101	PVC鼻托 卡式B1	push-in pvc nose pad	L:15mm	10 pairs
CY081	PVC鼻托 锁式08上螺丝	screw-in pvc nose pad	L:13mm	10 pairs
CY084	PVC鼻托 卡式08卡	push-in pvc nose pad	L:13mm	10 pairs
CY087	PVC鼻托 锁式07桃形	screw-in pvc nose pad	L:12mm	10 pairs
CY091	PVC鼻托 卡式中号圆卡	push-in pvc nose pad	L:9mm	10 pairs
CY093	PVC鼻托 卡式老花镜托叶	push-in pvc nose pad	L:8mm	10 pairs
CY083	PVC鼻托 锁式圆上螺丝	screw-in pvc nose pad	L:14mm	10 pairs
CY120	PVC鼻托 锁式白铝芯托叶	screw-in aluminum core pvc nose pad-Silver	L:11mm	10 pairs
CY044	PVC鼻托 卡式扁插托叶	push-in pvc nose pad	L:12mm	10 pairs



**SB005C**  
硅胶鼻托套装

型号 No.	品名	Name	尺寸 Size	数量 Quantity
CY001	硅胶鼻托 锁式(左)	screw-in silicon nose pad (left)	L:13mm	10 pairs
CY001	硅胶鼻托 锁式(右)	screw-in silicon nose pad (right)	L:13mm	10 pairs
CY006	硅胶鼻托 锁式	screw-in silicon nose pad	L:13mm	10 pairs
CY006	硅胶鼻托 卡式	push-in silicon nose pad	L:13mm	10 pairs
CY010	硅胶鼻托 锁式	screw-in silicon nose pad	L:13mm	10 pairs
CY010	硅胶鼻托 卡式	push-in silicon nose pad	L:13mm	10 pairs
CY012	硅胶鼻托 锁式	screw-in silicon nose pad	L:15mm	10 pairs
CY014	硅胶鼻托 圆形锁式	screw-in round silicon nose pad	L:9mm	10 pairs
CY024	硅胶鼻托 椭圆锁式	screw-in oval silicon nose pad	L:13mm	10 pairs
CY027	硅胶鼻托 圆形卡式	push-in round silicon nose pad	L:9mm	10 pairs
CY033	硅胶鼻托 锁式	screw-in silicon nose pad	L:14mm	10 pairs

# Nose Pads and Screws



型号 No.	品名	Name	尺寸 Size	数量 Quantity
QS001	螺丝刀	screwdriver "-"	1.8mm	1 pc
QS001	螺丝刀	screwdriver "+"	1.8mm	1 pc
TF014	镊子	tweezers	/	1 pc
S020	十字螺丝	+ screw	1.8x1.0x3.6mm	100 pcs
S020	金色十字螺丝	gold "+" screw	1.8x1.0x3.6mm	100 pcs
S018	1.0尖头	1 cusp	1.6x1.0x3.6mm	100 pcs
S014	一字螺丝	- screw	1.8x1.2x3.6mm	100 pcs
S099	金色六角螺母	gold nut	2.5x1.4mm	100 pcs
S096	六角螺母	nut	2.5x1.4mm	100 pcs
S003	一字螺丝	- screw	2.0x1.4x2.4mm	100 pcs
S006	一字螺丝	- screw	2.0x1.4x3.0mm	100 pcs
S009	一字螺丝	- screw	2.0x1.4x3.6mm	100 pcs
S011	一字螺丝	- screw	2.0x1.4x4.0mm	100 pcs
S025	一字圆头螺丝	- round head screw	2.5x1.4x3.0mm	100 pcs
S028	一字圆头螺丝	- round head screw	2.5x1.4x4.0mm	100 pcs
S029	一字圆头螺丝	- round head screw	2.5x1.4x6.0mm	100 pcs
S098	梅花螺母	plum flower nut	2.5x1.4x1.2mm	100 pcs
S111	双胶塞	double plug	1.5x0.8x7.0mm	100 pcs
S114	帽头	PVC cap	1.4mm	100 pcs
S037	自断螺丝	Pan head tapping screws with slot	2.0x1.4x6.0mm	100 pcs
S039	自断螺丝	Pan head tapping screws with slot	2.0x1.4x7.0mm	100 pcs
S041	自断螺丝	Pan head tapping screws with slot	2.0x1.4x7.5mm	100 pcs
S034	自断螺丝	Pan head tapping screws with slot	1.8x1.0x5.8mm	100 pcs
S037	金色自断螺丝	(gold) Pan head tapping screws with slot	2.0x1.4x6.0mm	100 pcs
S039	金色自断螺丝	(gold) Pan head tapping screws with slot	2.0x1.4x7.0mm	100 pcs
S109	不锈钢垫片	stainless steel sheet	3.0x1.4x0.3mm	100 pcs
S110	金色不锈钢垫片	(gold)stainless steel tab washer	3.0x1.4x0.3mm	100 pcs
S101	六角帽盖	Hexagon nuts	2.5x1.4x2.5mm	100 pcs
S106	塑料平垫片	PVC washer	3.0x1.45x0.4mm	100 pcs
S111	双胶塞	rimless frame plug	1.5x0.8x7.0mm	100 pcs
S111	通孔双胶塞	rimless frame plug with hole	1.5x0.8x7.0mm	100 pcs
S111	双胶塞	rimless frame plug	1.4x0.8x7.0mm	100 pcs
S113	T型垫片	PVCwasher T-shape	3.0x1.4x1.6mm	100 pcs




SB006  
螺丝套装

型号 No.	品名	Name	尺寸 Size	数量 Quantity
QS001	螺丝刀	screwdriver "+"	1.8mm	1 pc
QS001	螺丝刀	screwdriver "-"	1.8mm	1 pc
TF014	镊子	tweezers	/	1 pc
S016	十字螺丝	+ screw	1.0x3.6mm	100 pcs
S016	金色托叶螺丝	+ screw	1.0x3.6mm	100 pcs
S029	一字圆头螺丝	- round head screw	2.5x1.4x6.0mm	100 pcs
S003	一字螺丝	- screw	2.0x1.4x2.4mm	100 pcs
S006	一字螺丝	- screw	2.0x1.4x3.0mm	100 pcs
S096	六角螺母	nut	2.5x1.4mm	100 pcs
S025	一字圆头螺丝	- round head screw	2.5x1.4x3.0mm	100 pcs
S028	一字圆头螺丝	- round head screw	2.5x1.4x4.0mm	100 pcs
S098	梅花螺母	plum flower nut	2.5x1.4x1.2mm	100 pcs
S038	自断螺丝	Pan head tapping screws with slot	2.0x1.4x6.5mm	100 pcs
CY001	锁式硅胶鼻托(左)	screw-in silicon nose pad (left)	L:13mm	10 pairs
CY001	锁式硅胶鼻托(右)	screw-in silicon nose pad (right)	L:13mm	10 pairs
CY006	锁式硅胶鼻托	screw-in silicon nose pad	L:13mm	10 pairs
CY010	锁式硅胶鼻托	screw-in silicon nose pad	L:13mm	10 pairs
CY012	锁式硅胶鼻托	screw-in silicon nose pad	L:15mm	10 pairs
CY014	圆硅胶鼻托	round silicon nose pad	L:9mm	10 pairs
CY024	椭圆硅胶鼻托	oval silicon nose pad	L:13mm	10 pairs
CY027	圆硅胶鼻托	round silicon nose pad	L:9mm	10 pairs
CY006	卡式硅胶托叶	push-on silicon nose pad	L:13mm	10 pairs
CY010	卡式硅胶托叶	push-on silicon nose pad	L:13mm	10 pairs



SB008  
螺丝鼻托套装

# Nose Pads and Screws



SB009  
螺丝套装

型号 No.	品名	Name	尺寸 Size	数量 Quantity
QS001	螺丝刀	screwdriver "+"	1.8mm	1 pc
QS001	螺丝刀	screwdriver "-"	1.8mm	1 pc
TF014	镊子	tweezers	/	1 pc
S020	十字螺丝	+ screw	1.8×1.0×3.6mm	100 pcs
S020	金色十字螺丝	gold "+" screw	1.6×1.0×3.6mm	100 pcs
S018	1.0尖头	1.0 cusp	1.6×1.0×3.6mm	100 pcs
S024	十字螺丝	+ screw	1.8×1.2×3.6mm	100 pcs
S099	金色螺母	gold nut	2.5×1.4×1.4mm	100 pcs
S096	六角螺母	nut	2.5×1.4mm	100 pcs
S003	一字螺丝	- screw	2.0×1.4×2.4mm	100 pcs
S006	一字螺丝	- screw	2.0×1.4×3.0mm	100 pcs
S009	一字螺丝	- screw	2.0×1.4×3.6mm	100 pcs
S011	一字螺丝	- screw	2.0×1.4×4.0mm	100 pcs
S025	一字圆头螺丝	- round head screw	2.5×1.4×3.0mm	100 pcs
S028	一字圆头螺丝	- round head screw	2.5×1.4×4.0mm	100 pcs
S029	一字圆头螺丝	- round head screw	2.5×1.4×6.0mm	100 pcs
S098	梅花螺母	plum flower nut	2.5×1.4×1.2mm	100 pcs
S111	双胶塞	double plug	1.5×0.8×7.0mm	100 pcs
S114	塑料帽头	PVC cap	1.4mm	100 pcs
S037	自断螺丝	Pan head tapping screws with slot	2.0×1.4×6.0mm	100 pcs
S040	自断螺丝	spring screw	2.0×1.4×7.5mm	100 pcs
S101	六角帽盖	copper cap	2.5×1.4×2.5mm	100 pcs
S108	不锈钢垫片	stainless steel washer	3.0×1.4×0.3mm	100 pcs



SB013  
螺丝套装

型号 No.	品名	Name	尺寸 Size	数量 Quantity
S016	十字螺丝	+ screw	1.6×1.0×3.6mm	100 pcs
S024	十字螺丝	+ screw	1.8×1.2×3.6mm	100 pcs
S004	十字螺丝	+ screw	2.0×1.4×2.6mm	100 pcs
S006	十字螺丝	+ screw	2.0×1.4×3.0mm	100 pcs
S011	十字螺丝	+ screw	2.0×1.4×4.0mm	100 pcs
S031	十字螺丝	+ screw	2.5×1.6×5.0mm	100 pcs
S032	十字螺丝	+ screw	2.5×1.6×4.0mm	100 pcs
S029	十字螺丝	+ screw	2.5×1.4×6.0mm	100 pcs
S106	PVC垫片	PVC washer	3.0×1.4×0.4mm	100 pcs
S096	六角螺母	nut	2.5×1.4mm	100 pcs
S025	十字螺丝	+ screw	2.5×1.4×3.0mm	100 pcs
S028	十字螺丝	+ screw	2.5×1.4×4.0mm	100 pcs



SB014  
维修小套装

型号 No.	品名	Name	尺寸 Size	数量 Quantity
/	镜布	microfiber	6×8cm	1 pc
TF001	三用螺丝刀	Triple screwdriver	/	1 pc
OA003	防滑套	Antiskid sleeve	/	1 pair
CLC043	隐形眼镜小镊子	Contact lens forceps	/	1 pc
CY010	锁式硅胶鼻托	screw-in silicon nose pad	L:13mm	2 pairs
S016	十字螺丝	+ screw	1.6×1.0×3.6mm	4 pcs



SB015  
螺丝鼻托套装

型号 No.	品名	Name	尺寸 Size	数量 Quantity
CY084	PVC鼻托卡式08卡	PVC nose pad	11×7mm	5 pairs
CY010	硅胶鼻托	silicon nose pad	13.8×7mm	5 pairs
OA002	硅胶防滑套	silicon anti-slip rubber	/	1 pc
S009	一字螺丝	- screw	2.0×1.4×3.6mm	20 pcs
S018	一字螺丝	- screw	1.6×1.0×3.6mm	20 pcs
S024	一字螺丝	- screw	1.8×1.2×3.6mm	20 pcs
S028	一字螺丝	- screw	2.5×1.4×4.0mm	20 pcs
S032	一字螺丝	- screw	2.5×1.6×4.0mm	20 pcs
S096	六角螺母	nut	2.5×1.4mm	20 pcs
S105	平垫片	washer	2.5×1.4×0.4mm	20 pcs
S114	塑料帽头	PVC cap	1.4mm	20 pcs
TF001	三用螺丝刀	screwdriver	/	1 pc



# Nose Pads and Screws



型号 No.	品名	Name	尺寸 Size	数量 Quantity
OA007	防滑套	Antiskid sleeve	/	1 pair
CY010	硅胶鼻托	Silicone nose pad	/	5 pairs
TF001	三用螺丝刀	Triple screwdriver	/	1 pc
/	眼镜布	microfiber	15x15cm	1 pc
CLC043	隐形眼镜小镊子	Contact lens forceps	/	1 pc
S029	十字螺丝	+ screw	2.5x1.4x6.0mm	100 pcs
S006	十字螺丝	+ screw	2.0x1.4x3.0mm	100 pcs
S011	十字螺丝	+ screw	2.0x1.4x4.0mm	100 pcs
S016	十字螺丝	+ screw	1.6x1.0x3.6mm	100 pcs
S024	十字螺丝	+ screw	1.8x1.2x3.6mm	100 pcs



**SB016**  
维修小套装

型号 No.	品名	Name	尺寸 Size	数量 Quantity
CY001/L	硅胶鼻托	Silicone nose pad	13mm	20 pairs
CY001/R	硅胶鼻托	Silicone nose pad	13mm	20 pairs
CY003/L	硅胶鼻托	Silicone nose pad	15mm	20 pairs
CY003/R	硅胶鼻托	Silicone nose pad	15mm	20 pairs
CY006	硅胶鼻托	Silicone nose pad	13mm	20 pairs
CY008	硅胶鼻托	Silicone nose pad	15mm	20 pairs
CY010	硅胶鼻托	Silicone nose pad	13mm	20 pairs
CY011	硅胶鼻托	Silicone nose pad	14mm	20 pairs
CY012	硅胶鼻托	Silicone nose pad	15mm	20 pairs
CY015	硅胶鼻托	Silicone nose pad	11mm	20 pairs
CY024	硅胶鼻托	Silicone nose pad	13mm	20 pairs
CY027	硅胶鼻托	Silicone nose pad	9mm	20 pairs




**SN001**  
鼻托套装

型号 No.	品名	Name	尺寸 Size	数量 Quantity
S003	一字螺丝	- screw	2.0x1.4x2.4mm	200 pcs
S006	一字螺丝	- screw	2.0x1.4x3.0mm	200 pcs
S010	一字螺丝	- screw	2.0x1.4x3.8mm	200 pcs
S028	一字螺丝	- screw	2.5x1.4x4.0mm	200 pcs
S029	一字螺丝	- screw	2.5x1.4x6.0mm	200 pcs
S020	十字螺丝	+ screw	1.8x1.0x3.6mm	200 pcs
S019	一字螺丝	- screw	1.8x1.0x3.6mm	200 pcs
S023	十字螺丝	+ screw	1.8x1.2x3.6mm	200 pcs
S024	一字螺丝	- screw	1.8x1.2x3.6mm	200 pcs
/	一字螺丝	- screw	2.5x1.4x4.5mm	200 pcs
S003	十字螺丝	+ screw	2.0x1.4x2.4mm	200 pcs
S006	十字螺丝	+ screw	2.0x1.4x3.0mm	200 pcs
S010	十字螺丝	+ screw	2.0x1.4x3.8mm	200 pcs
S037	自断螺丝	- self cutting screw	2.0x1.4x6.0mm	200 pcs
S040	自断螺丝	- self cutting screw	2.0x1.4x7.5mm	200 pcs
S095	六角螺母	hex nut	2.5x1.2mm	200 pcs
S096	六角螺母	hex nut	2.5x1.4mm	200 pcs
S097	梅花螺母	plum nut	2.5x1.2x1.4mm	200 pcs
S098	梅花螺母	plum nut	2.5x1.4x1.2mm	200 pcs
S108	金属垫片	metal gasket	3.0x1.2x0.3mm	200 pcs
S103	梅花帽盖	plum nut cap	2.5x1.4x2.5mm	200 pcs
S102	梅花帽盖	plum nut cap	2.5x1.2x2.5mm	200 pcs
S101	六角帽盖	hex nut cap	2.5x1.4x2.5mm	200 pcs
S100	六角帽盖	hex nut cap	2.5x1.2x2.5mm	200 pcs
S107	金属垫片	metal gasket	3.0x1.2x0.3mm	200 pcs
S111	双胶塞	rimless frame plug	1.5x0.8x7.0mm	100 pcs
S111-1	双胶塞	rimless frame plug	1.4x0.8x7.0mm	100 pcs
S114	1.4帽头	PVC cap	1.4mm	200 pcs
S106	塑料垫片	PVC washer	3.0x1.45x0.4mm	200 pcs
S113	T型垫片	PVC washer T-shape	1.4mm	200 pcs



**SN002**  
螺丝套装

# Nose Pads and Screws



**SN003**  
螺丝鼻托套装

型号 No.	品名	Name	尺寸 Size	数量 Quantity
S018	一字螺丝 1.0	- screw	1.6x1.0x3.6mm	100 pcs
S020	十字螺丝 1.0	+ screw	1.8x1.0x3.6mm	100 pcs
S025	一字螺丝	- screw	2.5x1.4x3.0mm	100 pcs
S024	一字螺丝 1.2	- screw	1.8x1.2x3.6mm	100 pcs
S024	十字螺丝 1.2	+ screw	1.8x1.2x3.6mm	100 pcs
S028	一字螺丝	- screw	2.5x1.4x4.0mm	100 pcs
S003	一字螺丝	- screw	2.0x1.4x2.4mm	100 pcs
S006	一字螺丝	- screw	2.0x1.4x3.0mm	100 pcs
/	十字螺丝	+ screw	3.0x1.4x3.0mm	100 pcs
S009	一字螺丝	- screw	2.0x1.4x3.6mm	100 pcs
S011	一字螺丝	- screw	2.0x1.4x4.0mm	100 pcs
/	十字螺丝	+ screw	2.0x1.4x4.0mm	100 pcs
S029	一字螺丝	- screw	2.5x1.4x6.0mm	100 pcs
/	钻石头	Diamond head screw	2.5x1.4x8.0mm	100 pcs
/	钻石头	Diamond head screw	2.5x1.4x10.0mm	100 pcs
S034	一字螺丝 自断	- self cutting screw	1.8x1.0x5.8mm	100 pcs
S039	一字螺丝 自断	- self cutting screw	2.0x1.4x7.0mm	100 pcs
S084	一字螺丝 自断	- self cutting screw	2.0x1.4x7.5mm	100 pcs
TF020	尖镊子	tweezers	/	1 pc
TF021	弯镊子	bent tweezers	/	1 pc
S104	塑料垫片 1.2	plastic washer	2.5x1.2x0.4mm	100 pcs
S107	金属垫片 1.2	metal washer	3.0x1.2x0.3mm	100 pcs
S095	六角螺母 1.2	hex nut	2.5x1.2x1.4mm	100 pcs
S105	塑料垫片 1.4	plastic washer	3.0x1.45x0.4mm	100 pcs
S108	金属垫片 1.4	metal washer	3.0x1.4x0.3mm	100 pcs
S096	六角螺母 1.4	hex nut	2.5x1.4mm	100 pcs
S097	梅花螺母 1.2	plum nut	2.5x1.2x1.4mm	100 pcs
S100	六角帽盖 1.2	hex nut cap	2.5x1.2x2.5mm	100 pcs
S102	梅花帽盖 1.2	plum nut cap	2.5x1.2x2.5mm	100 pcs
S098	梅花螺母 1.4	plum nut	2.5x1.4x1.2mm	100 pcs
S101	六角帽盖 1.4	hex nut cap	2.5x1.4x2.5mm	100 pcs
S103	梅花帽盖 1.4	plum nut cap	2.5x1.4x2.5mm	100 pcs
S111	双胶塞 1.6	rimless frame plug with hole	1.6x0.8x7.0mm	50 pcs
S111	不通孔双胶塞 1.5	rimless frame plug without hole	1.5x0.8x7.0mm	50 pcs
S114	塑料帽头 1.4	pvc cap	CUP1.4mm	100 pcs
S111	双胶塞 1.4	rimless frame plug with hole	1.4x0.8x7.0mm	50 pcs
S111	通孔双胶塞 1.5	rimless frame plug without hole	1.5x0.8x7.0mm	50 pcs
S113	塑料垫片 T型	PVC washer T-shape	T3.0x0.5x1.0mm	100 pcs
QS029	大铜螺丝刀	copper handle screwdriver	/	1 pc
CY006S	硅胶托叶 锁式	silicone nose pad screw in	15mm	20 pcs
CY008S	硅胶托叶 锁式	silicone nose pad screw in	15mm	20 pcs
CY010S	硅胶托叶 锁式	silicone nose pad screw in	13mm	20 pcs
CY012S	硅胶托叶 锁式	silicone nose pad screw in	15mm	20 pcs
CY003R	硅胶托叶 锁式 右	silicone nose pad screw in right	15mm	20 pcs
CY003L	硅胶托叶 锁式 左	silicone nose pad screw in left	15mm	20 pcs
CY006P	硅胶托叶 卡式	silicone nose pad push in	13mm	20 pcs
CY008P	硅胶托叶 卡式	silicone nose pad push in	15mm	20 pcs
CY010P	硅胶托叶 卡式	silicone nose pad push in	13mm	20 pcs
CY012P	硅胶托叶 卡式	silicone nose pad push in	15mm	20 pcs
CY003RP	硅胶托叶 卡式 右	silicone nose pad push in right	15mm	20 pcs
CY003LP	硅胶托叶 卡式 左	silicone nose pad push in left	15mm	20 pcs
CY015S	硅胶托叶 锁式	silicone nose pad screw in	10mm	20 pcs
CY017S	硅胶托叶 锁式	silicone nose pad screw in	13mm	20 pcs
CY024P	硅胶托叶 卡式	silicone nose pad push in	13mm	20 pcs
CY022P	硅胶托叶 卡式	silicone nose pad push in	10.5mm	20 pcs
CY051W	PVC托叶 白色 保时捷	PVC nose pad Porsche style white	15mm	20 pcs
CY040	硅胶托叶 锁式 A3	air nose pads A3	14mm	20 pcs
CY015P	硅胶托叶 卡式	silicone nose pad push in	10mm	20 pcs
CY021S	硅胶托叶 锁式	silicone nose pad screw in	13mm	20 pcs
CY027P	硅胶托叶 卡式	silicone nose pad push in	9mm	20 pcs
CY068	硅胶托叶 连体	silicone bridge nose pad	40x15mm	10 pcs
CY051B	PVC托叶 黑色 保时捷	PVC nose pad Porsche style black	15mm	20 pcs
CY128	PVC托叶 金色 雷朋	PVC metal core nose pad RayBan style	15mm	20 pcs

LC001

PET 20ml



LC002

PET 20ml



LC003

PET 20ml



LC004

PET 30ml



LC005

PET 30ml



LC006

PET 30ml



LC007

PET 50ml



LC008

PET 60ml



LC009

PET 120ml



LC010

PET 15ml



LC011

Alu 20ml



LC012

Alu 30ml



LC013

PE 50ml



LC014

PE 60ml



LC015


PE 50ml



LC018

PET 20ml





LC019

PET 30ml



LC020

Alu 30ml



LC021

PET 25ml



LC022

Anti fog 5g



# Frame Display



LK-601



LK-602



LK-603



LK-604



LK-605




LK-606



LK-611



LK-701



LK-702



LK-708




LK-711



LK-713

# Frame Display



LK-714



LK-715



LK-717



LK-723



LK-727




LK-730



LK-731



LK-802B



LK-803B



LK-804



LK-805



LK-806



LK-808



LK-809



LK-810



LK-811




LK-812



LK-815



LK-819



MR-01



MR-02



MR-03



MR-04





MR-05



MR-06




## Exhibition



## Better Detail For Better Quality!




2017 MIDO



2017 SHAGNHAI



2018 BEIJING



## Exhibition



## Our Team



## Our Factory







[Http://www.cnlink-group.com](http://www.cnlink-group.com)

Add.:No.1101 Huyi Highway,  
Shanghai,201802,China  
Tel:+86-21-69512871  
Fax:+86-21-69512872  
E-mail: sales@linkcsh.com  
[Http://www.cnlink-group.com](http://www.cnlink-group.com)  
[Http://linkcsh.en.alibaba.com](http://linkcsh.en.alibaba.com)  
[Http://shlink.en.alibaba.com](http://shlink.en.alibaba.com)