



[Certificates](#) [SDS](#)

[Citations & References \(8\)](#)

Gibco™

## Amphotericin B

Amphotericin B is the generic version of Fungizone. 'Fungizone' is a trademark of E.R. Squibb & Sons, LLC. Amphotericin

[Read more](#)

Have Questions? [Contact Us](#)

Change view



Catalog Number	Quantity
<a href="#">15290018</a>	20 mL
15290026	50 mL

atalog number 15290018



Quantity: 20 mL

[Product Overview](#)



Ask our AI about this Product

[FAQ](#)

[Documents](#)

Amphotericin B is the generic version of Fungizone. 'Fungizone' is a trademark of E.R. Squibb & Sons, LLC. Amphotericin B is an antifungal, produced by *Streptomyces nodosus*. It prevents the growth of fungi by causing an increase in fungal plasma membrane permeability. It actively binds to sterols and leads to the formation of pores. It is used to prevent the contamination of cell cultures by yeast and multicellular fungi. Gibco Amphotericin B contains 250 µg of amphotericin B and 205 µg of sodium deoxycholate per mL of distilled water. The recommended working concentration ranges from 0.25 to 2.50 µg/mL.

### Dual-site cGMP manufacturing

For supply chain continuity, we manufacture Gibco Amphotericin B at two separate facilities located in Grand Island, NY and Scotland, UK. Both sites are compliant with cGMP manufacturing requirements, are certified to the ISO 13485 standard, and are registered with the FDA as medical device manufacturers.

For Research Use Only. Not for use in diagnostic procedures.

## Specifications

Concentration	0.25 to 2.5 µg/mL
For Use With (Application)	Prevention of Cell Culture Contamination
Product Line	Fungizone
Quantity	20 mL
Shelf Life	12 Months
Shipping Condition	Dry Ice
Form	Liquid
Product Type	Antifungal
Sterility	Sterile-filtered
Unit Size	Each

Shipping conditions: frozen on dry ice  
**Shelf life:** 12 months from date of manufacture



[Explore all Gibco Cell Culture Antibiotics to protect your cells from contamination >](#)








## Have questions about this product? Ask our AI assisted search.

Q Ask a question about this product.

This is an AI-powered search and may not always get things right. You can help us make it better with a thumbs up or down on individual answers or by selecting the "Give feedback" button. Your search history and customer login information may be retained by Thermo Fisher and processed in accordance with our [Privacy Notice](#).

## Frequently asked questions (FAQs)

- How many freeze/thaw cycles do you recommend for Amphotericin B? 
- What is the stability of Amphotericin B when stored at 4 degrees C? 
- What is the difference between Fungizone and Amphotericin B? 
- How can I decontaminate my cultures? 
- What antibiotics do you offer to help control or eliminate cell culture contamination? 

Lot #	Certificate Type	Date	Catalog Number(s)
<a href="#">3203977</a>	Certificate of Analysis	Nov 16, 2025	15290026, 15290018
<a href="#">3321408</a>	Certificate of Analysis	Nov 14, 2025	15290026, 15290018
<a href="#">3180949</a>	Certificate of Analysis	Oct 25, 2025	15290026, 15290018
<a href="#">3222306</a>	Certificate of Analysis	Oct 18, 2025	15290026, 15290018
<a href="#">3209683</a>	Certificate of Analysis	Sep 28, 2025	15290026, 15290018

5 results displayed, search above for a specific certificate

[Request a Certificate](#)

### Safety Data Sheets



### Scientific Resources

Flyers



[Flyer: Media and Culture Supplements for Cytogenetic Analysis](#)


## Citations & References (8)

#### Citations & References

[Use of human tissue explants to study human infectious agents](#)  
 Authors: Grivel JC, Margolis L,

#### Abstract

The study of human cell-cell and cell-pathogen interactions that occur in the context of complex tissue cytoarchitecture is critical for deciphering the mechanisms of many normal and


[Specific inhibition of ICAM-1 expression mediated by gene targeting with Triplex-forming oligonucleotides.](#) 

**Authors:** Besch R, Giovannangeli C, Kammerbauer C, Degitz K

**Journal:** J Biol Chem

**PubMed ID:** 12080053

Selected sequences in the DNA double helix can be specifically recognized by oligonucleotides via hydrogen bonding interactions. The resulting triple helix can modulate DNA metabolism and especially interfere with transcription in a gene-specific manner. To explore the potential of triplex-forming oligonucleotides (TFOs) as gene repressors, a TFO was designed to ... [More](#)


[Endogenous G Protein-coupled Receptor Kinase 6 Regulates M3 Muscarinic Acetylcholine Receptor Phosphorylation and Desensitization in Human SH-SY5Y Neuroblastoma Cells.](#) 

**Authors:** Willets Jonathon M; Challiss R A John; Nahorski Stefan R;

**Journal:** J Biol Chem

**PubMed ID:** 11856737

We have previously shown that overexpression of G protein-coupled receptor kinase 6 (GRK6) enhanced the phosphorylation and desensitization of the endogenously expressed M(3) muscarinic acetylcholine (mACh) receptor in human SH-SY5Y neuroblastoma cells. In this study we have examined the potential role of endogenous GRK6 in the regulation of M(3) mACh ... [More](#)

[CD40-mediated Activation of NF-kappa B in Airway Epithelial Cells.](#) 

**Authors:** Propst Stacie M; Estell Kim; Schwiebert Lisa M;

**Journal:** J Biol Chem

**PubMed ID:** 12122011

We have reported previously that airway epithelial cells (AEC) express CD40 and that activation of this molecule stimulates the expression of inflammatory mediators, including the chemokine RANTES (regulated on activation normal T cell expressed and secreted). Because NF-kappaB regulates the expression of many inflammatory mediators, such as RANTES, we utilized ... [More](#)

[A Dynamic Variation of Pulmonary ACE2 Is Required to Modulate Neutrophilic Inflammation in Response to](#) 

**Authors:** Sodhi CP, Nguyen J, Yamaguchi Y, Werts AD, Lu P, Ladd MR, Fulton WB, Kovler ML, Wang S, Prindle T, Zhang Y, Lazartigues ED, Holtzman MJ, Alcorn JF, Hackam DJ, Jia H

**Journal:** J Immunol

**PubMed ID:** 31645418

'Angiotensin-converting enzyme 2 (ACE2) is a potent negative regulator capable of restraining overactivation of the renin-angiotensin system, which contributes to exuberant inflammation after bacterial infection. However, the mechanism through which ACE2 modulates this inflammatory response is not well understood. Accumulating evidence indicates that infectious insults perturb ACE2 activity, allowing for ... [More](#)

[View all Amphotericin B, 20 mL citations](#) >