













LOGIQ™ E10












Probe Guide



Featuring XDclear™ Technology

The LOGIQ E10 is GE's leadership ultrasound imaging system designed for abdominal, vascular, obstetric, gynecologic, neonatal, pediatric, urological, transcranial, cardiac, musculoskeletal and small parts applications.

	Description	Applications	FOV	Bandwidth	Biopsy Guide	Volume Navigation
CONVEX						
	XDclear broad-spectrum convex probe	Abdominal, Obstetrics, Gynecology, Vascular, Musculoskeletal	80°	1 – 6 MHz	Multi-angle disposable with a reusable bracket	Yes * Internal VNav sensor, does not require an external bracket
	Biopsy convex probe	Abdominal	70°	2 – 7 MHz	Multi-angle disposable with a disposable bracket	Yes
	XDclear broad-spectrum convex probe	Abdominal, Obstetrics, Gynecology, Pediatrics, Vascular, Musculoskeletal	80°	2 – 9 MHz	Multi-angle disposable with a reusable bracket	Yes * Internal VNav sensor, does not require an external bracket
	XDclear broad-spectrum convex probe	Neonatal, Pediatrics, Vascular, Small Parts	95°	2 – 11 MHz	No	Yes
	Broad-spectrum micro-convex intra-cavitary probe	Obstetrics, Gynecology, Urology	180°	3 – 10 MHz	Single-angle disposable or single-angle reusable	Yes
	Broad spectrum convex probe	Abdominal	110°	1 – 6 MHz	Multi-angle disposable with reusable bracket options	Yes * Internal VNav sensor, does not require an external bracket
LINEAR						
	XDclear broad-spectrum linear probe	Vascular, Small Parts, Musculoskeletal, Neonatal Cephalic, Pediatric, Abdominal, Obstetrical	44 mm	2 – 10 MHz	Multi-angle disposable with a reusable bracket	Yes * Internal VNav sensor, does not require an external bracket
	Broad-spectrum linear probe	Intraoperative	38 mm	2 – 10 MHz	No	No
	Broad-spectrum linear probe	Abdominal, Obstetric, Vascular, Musculoskeletal, Small Parts, Pediatric, Neonatal	51 mm	2 – 11 MHz	Multi-angle disposable with a disposable bracket	No
	Broad-spectrum linear probe	Musculoskeletal	26 mm	6 – 20 MHz	No	No

	Description	Applications	FOV	Bandwidth	Biopsy Guide	Volume Navigation
	LINEAR (cont.)					
 L8-18i-D	Broad-spectrum linear probe	Small Parts, Vascular, Intraoperative, Neonatal	25 mm	4 – 15 MHz	No	Yes
 ML4-20-D ML4-20VN-D*	XDclear broad-spectrum linear probe	Small Parts, Musculoskeletal, Peripheral Vascular, Neonatal, Pediatric, Neonatal Cephalic, Abdominal	50 mm	3 – 16 MHz	Multi-angle disposable with a reusable bracket	Yes * Internal VNav sensor, does not require an external bracket
 ML6-15-D	Broad-spectrum linear matrix array probe	Vascular, Small Parts, Neonatal, Pediatrics	50 mm	4 – 16 MHz	Multi-angle disposable with a reusable bracket	Yes
	SECTOR					
 M5Sc-D	XDclear broad-spectrum sector probe	Cardiac, Transcranial, Abdominal	120°	1 – 5 MHz	Multi-angle disposable with a reusable bracket	Yes
 6S-D	Broad-spectrum sector probe	Cardiac	115°	2 – 8 MHz	No	No
	REAL-TIME 4D					
 RAB6-D	Broad-spectrum real-time 4D probe	Abdominal, Obstetrics, Gynecology, Pediatrics	80°	2 – 8 MHz	Single-angle disposable with a reusable bracket	No
 RIC5-9-D	Broad-spectrum real-time 4D micro-convex probe	Obstetrics, Gynecology, Urology	180°	3 – 10 MHz	Single-angle reusable	No
	SPECIALTY					
 BE9CS-D	Wideband bi-plane micro-convex probe	Urology, Endocavity	133°	3 – 12 MHz	Single-angle disposable bracket or reusable bracket	No
 P2D	CW split crystal pencil probe	Cardiac, Vascular	N/A	1 – 3 MHz	No	No
 P6D	CW split crystal pencil probe	Cardiac, Vascular, Transcranial	N/A	5 – 7 MHz	No	No
 6Tc-RS	TEE probe	Cardiac	90°	2 – 8 MHz	No	No

For probe care and cleaning information, visit www.gehealthcare.com/transducers.



Product may not be available in all countries and regions. Full product technical specifications is available upon request. Contact a GE Healthcare Representative for more information. Please visit www.gehealthcare.com/promotional-locations.

Data subject to change.

© GE, 2021

GE, the GE Monogram, LOGIQ and XDclear are trademarks of GE.

Reproduction in any form is forbidden without prior written permission from GE. Nothing in this material should be used to diagnose or treat any disease or condition. Readers must consult a healthcare professional.

November 2021

DOC2649018

Global