

Central Venous Catheter (CVC) Kit

Instructions for Use



1 Product Name

Central Venous Catheter (CVC) Kit

2 Product Description

Central Venous Catheter (CVC) Kit Contains Central Venous Catheter, Guide wire, I model/Y model introducer needle, Blue introducer syringe, Dilator, Injection site cap, Extension line clamp, Fastener, Scalpel, Hypodermic syringe, and Hypodermic needle. The central venous catheter (CVC) is a long, soft, thin, hollow tube placed into a large vein in the neck (internal jugular vein), chest (subclavian vein) or groin (femoral vein). CVC is intended to provide short-term (< 30 days) central venous access for treatment of patients who requiring central venous access.

For REF, see also Annex 1.

3 Intended Use

Central Venous Catheter (CVC) Kit is used to insert into the central venous system for the infusions of fluids or medications, blood sampling or pressure measurement.

4 Contraindications

There is no absolute contraindication, but it should be used with caution in patients with known hemorrhagic diseases..

5 Complications

Including, but not limited to:

- Cardiac tamponade secondary to vascular, atrial or ventricular perforation;
- Pleural (i.e., pneumothorax, hemothorax) and mediastinal injuries;
- Air embolism;
- Catheter embolism;
- Catheter occlusion;
- Thoracic duct lacerations;
- Bacteraemia;
- Septicemia;
- Thrombosis;
- Inadvertent arterial puncture;
- Nerve injury;
- Hematoma;
- Hemorrhage;

- Fibrin sheath formation;
- Exit site infection;
- Vessel erosion;
- Catheter tip malposition;
- Dysrhythmias;
- Extravasation

6 Instructions for use

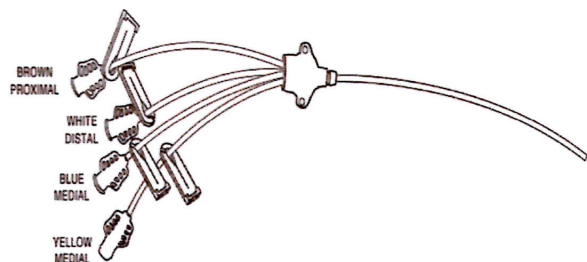
a) Read the instructions for use carefully before use and select the appropriate specification according to the product configuration table in Annex 1 and the clinical needs of the patient.

b) Prepare skin for the puncture site and pave sterile sheet;

c) Flush the catheter lumen, and clamp the extension tube or put a Injection site cap on the extension tube hub, and the extension tube connecting the distal lumen should be kept open to pass through the guide wire.



Refer to the following figure for the identification of hub and lumen:

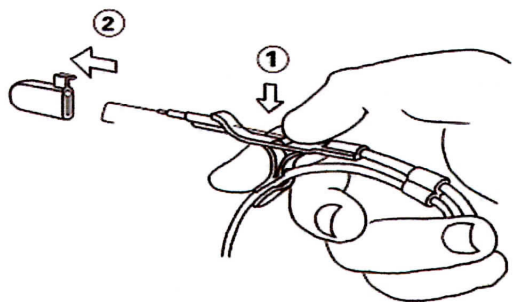


d) Insert the introducer needle into the vein and draw back to confirm that there is good venous blood reflux, but the color of the reflux blood is not always the only dependable sign to check whether the introducer needle enters into the vein;

e) Advance the guide wire into vein through introducer needle with the aid of control handle until the required depth is met, and the "J" shaped head may need a light twirl to enter. **Do not have any angle between the guide wire and the introducer needle to deliver or withdraw the guide wire;**



Before using the control handle, gently press the guide wire at the exposed part of the handle (as shown in figure ① below), and then pull out the protective cap (as shown in figure ② below) to prevent the guide wire from slipping out of the handle;



f) Hold the guide wire tightly and take out the introducer needle, and hold the guide wire tightly at any time;

g) Insert the dilator into the blood vessel along the guide wire, and turn the dilator, and gently dilate the channel in order to insert the catheter. For withdrawal of the dilator (while inserting and removing the dilator, keep the guide wire fixed), do not leave the dilator in its original position as the indwelling catheter, so as to avoid blood vessel wall perforation;

h) Pass the head of the catheter through the guide wire, and hold tightly the catheter of skin location, then turn gently to enter the catheter;

i) Advance the catheter into the indwelling position using the length mark on the catheter as a positioning reference, then record the catheter length and check the catheter position regularly;

j) Pull out the guide wire after the catheter reaches a predetermined depth. When resistance encounters, take it slowly, and if necessary, turn the guide wire at a certain angle to move it away from a certain distance; if it still cannot be taken out, the catheter and the guide wire should be taken out together. Do not take them out forcibly since the guide wire may be broken in the human body. Check whether the guide wire is intact after it is taken out;

k) Connect a syringe to the extension tube hub, and check the catheter position, observe whether the blood flow is unobstructed when taking out, then connect a qualified connecting tube to the extension tube hub as required. Block off the unused catheter lumen with a injection site cap. Stop the blood flow with a Extension line clamp when replacing the connecting tube and Injection site cap;

l) Check the catheter distal tip position with X-ray. Fix the catheter to the patient with sutures through fasteners. Do not suture directly outside the catheter to prevent the catheter from being punctured. Cover the puncture site with medical gauze, and record the length of catheter insertion, and check frequently whether the catheter is moved;

m) Nursing during the catheter indwelling:

1) Replace the venous transfusion tubing every 24h. If the three-way valve or injection site cap used at the connector is found loosening or falling off, remove it immediately, and replace it with a new three-way valve or Injection site cap after strict disinfection. All operations at the connector such as

infusion, drug administration, blood drawing and connection of infusion pump should strictly comply with aseptic operations to prevent the iatrogenic infection. For patients receiving intravenous high nutrient solution, strengthen the inspection during the period of infusion; after the infusion, flush the lumen with saline or replace the infusion tube with a new one before infusing other fluids;

2) When the central venous catheter is used to monitor center venous pressure, especial care should be drawn to the mental care for patients and their families to strengthen the sense of security psychologically. When monitoring CVP for a long period of time, the catheter should be flushed with 5 ml (30 u) of dilute heparin solution prepared with saline every 24 h to keep the pressure measurement system unobstructed and reduce the incidence of infection and prevent the formation of fibrin sheath around the catheter end;

n) Adjust the patient's position according to clinical indications to reduce the risk of potential air embolism. Remove the dressing to release the catheter and remove the catheter from the fastener; Ask the patients to hold their breath when removing the catheter indwelling in the neck or under the collarbone. If resistance encounters for removing catheter, the catheter should be pulled out slowly, parallel to the skin. Apply pressure to the puncture site until hemostasis is achieved and then close the wound with a medical dressing.

! The residual catheter track remains the air entry point and the medical dressing used to close the wound should be kept in place for at least 24 h until the wound is epithelialized.

o) Pay attention to the patient's condition when removing the catheter. If there is a serious infection, use other methods to remove the catheter, such as surgery. Do not forcibly pull out the catheter when removing the catheter in a regular way to prevent the catheter from breaking in the human body.

7 Precautions

a) Avoid repeating intubation, or it might cause hematoma and infection;

b) This product is sterilized by ethylene oxide, and the shelf life is 5 years. Please use it within the shelf life;

c) Please check whether the package is intact before use. Do not use if it is damaged;

d) This product is for single use. Do not reuse, reprocess or resterilize. Reuse of the device poses a potential risk of serious injury and/or infection and may result in death. Dispose of the product waste as medical waste according to local regulations or hospital management regulations after use.

e) The product can only be used by professional doctors, who has been properly trained for this operation.

f) The product is allowed to be indwelled in human body for 30 days at most, and 14 days the best;

g) Devices used with this product shall have connectors that meet the requirements of EN ISO 80369-7, such as Disposable Pressure Transducer.

h) Adverse side effects: improper care of the puncture site may lead to infection; prolonged indwelling time may lead to phlebitis or thrombophlebitis.

i) Do not press harshly to avoid the device damage;




















j) Handle with care to avoid violent collision;

k) Store in a ventilated and dry place to avoid moisture as much as possible, and keep away from fire and heat sources to avoid fire or heat deformation of the device.

8 Warnings

When selecting nitroglycerin, vitamin K1, paclitaxel, senna, fluorouracil and fat milk for drug compatibility studies, this product has been proven with good compatibility and no adsorption of drugs, which can ensure the drug efficacy.

Explanation of graphics, symbols and abbreviations of medical devices used in this product:

	CE mark		Manufacturer
	Authorized representative in the European Community/European Union		Catalogue number
	Use-by date		Keep away from sunlight
	Keep dry		Do not re-use
	Date of manufacture		Batch code
	Caution		Consult instructions for use or electronic instructions for use
	Sterilized using ethylene oxide		Don't use if package is damaged, and consult instructions for use
	Medical device		Do not resterilize
	Fragile, handle with care		Single sterile barrier system
	Unique device identifier		

This is the Summary of Safety and Clinical Performance (SSCP) location after the launch of the European Database on Medical Devices/Eudamed: <https://ec.europa.eu/tools/eudamed>

For a patient/user/third party in the European Union and in countries with identical regulatory regime (Regulation 2017/745/EU on Medical Devices); if during the use of this device or as a result of its use, a serious incident has occurred, please report it to the manufacturer and/or its authorized representative and to your national authority. The contacts of national competent authorities (Vigilance Contact Points) and further information can be found on the following European Commission website:

https://ec.europa.eu/growth/sectors/medical-devices/contacts_en

Manufacturer: Henan Tuoren Best Medical Device Co., Ltd.

Address of manufacture: South of Middle Section of Weiqi Road, Nanpu Subdistrict Office, Changyuan City

Tel: +86(373)8814000

Fax: +86(373)8816222

Email: info@etuoren.com

Website: <http://www.tuoren.com>

EU Authorized Representative: Lotus NL B.V.

Address: Koningin Julianaplein 10, 1e Verd, 2595AA, The Hague, Netherlands.

Tel: +31644168999

Fax: 008621-58857798

Email: peter@lotusnl.com

Document No.: BST-CE-06-04

Version: A2

Date: 2022-03-24

Website for electronic instructions for use:

http://www.tuoren.com/static/uploads/attached/file/20210524/20210524093218_99673.pdf

Annex 1: List of Model Specifications of "Central Venous Catheter (CVC) Kit":

	REF	Model Specifications	Specification												
			Central Venous Catheter	Guide wire	Dilator	Introducer needle		Fastener	Hypodermic syringe		Blue introducer syringe	Hypodermic needle	Scalpel	Injection site cap	Extension line clamp
						Y model	I model		I model	II model					
Lot nr. 157	CVMY12208	1-22Ga-8cm-Y	1-22Ga-8cm	0.018"*60cm	4Fr*5cm	20G	-	22Ga	5mL	5mL	-	0.7mm	11#	Regular	1.7#
	ICVM12208	1-22Ga-8cm-I	1-22Ga-8cm	0.018"*60cm	4Fr*5cm	-	20G	22Ga	5mL	-	5mL	0.7mm	11#	Regular	1.7#
	CVMY12213	1-22Ga-13cm-Y	1-22Ga-13cm	0.018"*60cm	4Fr*5cm	20G	-	22Ga	5mL	5mL	-	0.7mm	11#	Regular	1.7#
	ICVM12213	1-22Ga-13cm-I	1-22Ga-13cm	0.018"*60cm	4Fr*5cm	-	20G	22Ga	5mL	-	5mL	0.7mm	11#	Regular	1.7#
	CVMY12216	1-22Ga-16cm-Y	1-22Ga-16cm	0.018"*60cm	4Fr*5cm	20G	-	22Ga	5mL	5mL	-	0.7mm	11#	Regular	1.7#
	ICVM12216	1-22Ga-16cm-I	1-22Ga-16cm	0.018"*60cm	4Fr*5cm	-	20G	22Ga	5mL	-	5mL	0.7mm	11#	Regular	1.7#
	CVMY12220	1-22Ga-20cm-Y	1-22Ga-20cm	0.018"*60cm	4Fr*5cm	20G	-	22Ga	5mL	5mL	-	0.7mm	11#	Regular	1.7#
	ICVM12220	1-22Ga-20cm-I	1-22Ga-20cm	0.018"*60cm	4Fr*5cm	-	20G	22Ga	5mL	-	5mL	0.7mm	11#	Regular	1.7#
	CVMY12230	1-22Ga-30cm-Y	1-22Ga-30cm	0.018"*60cm	4Fr*5cm	20G	-	22Ga	5mL	5mL	-	0.7mm	11#	Regular	1.7#
	ICVM12230	1-22Ga-30cm-I	1-22Ga-30cm	0.018"*60cm	4Fr*5cm	-	20G	22Ga	5mL	-	5mL	0.7mm	11#	Regular	1.7#
Lot nr. 157	CVMY12013	1-20Ga-13cm-Y	1-20Ga-13cm	0.021"*60cm	4Fr*5cm	20G	-	20Ga	5mL	5mL	-	0.7mm	11#	Regular	1.7#
	ICVM12013	1-20Ga-13cm-I	1-20Ga-13cm	0.021"*60cm	4Fr*5cm	-	20G	20Ga	5mL	-	5mL	0.7mm	11#	Regular	1.7#
	CVMY12016	1-20Ga-16cm-Y	1-20Ga-16cm	0.021"*60cm	4Fr*5cm	20G	-	20Ga	5mL	5mL	-	0.7mm	11#	Regular	1.7#
	ICVM12016	1-20Ga-16cm-I	1-20Ga-16cm	0.021"*60cm	4Fr*5cm	-	20G	20Ga	5mL	-	5mL	0.7mm	11#	Regular	1.7#
	CVMY12020	1-20Ga-20cm-Y	1-20Ga-20cm	0.021"*60cm	4Fr*5cm	20G	-	20Ga	5mL	5mL	-	0.7mm	11#	Regular	1.7#
	ICVM12020	1-20Ga-20cm-I	1-20Ga-20cm	0.021"*60cm	4Fr*5cm	-	20G	20Ga	5mL	-	5mL	0.7mm	11#	Regular	1.7#
	CVMY11813	1-18Ga-13cm-Y	1-18Ga-13cm	0.021"*60cm	5.5Fr*6cm	20G	-	18Ga	5mL	5mL	-	0.7mm	11#	Regular	1.7#
	ICVM11813	1-18Ga-13cm-I	1-18Ga-13cm	0.021"*60cm	5.5Fr*6cm	-	20G	18Ga	5mL	-	5mL	0.7mm	11#	Regular	1.7#
	CVMY11816	1-18Ga-16cm-Y	1-18Ga-16cm	0.021"*60cm	5.5Fr*6cm	20G	-	18Ga	5mL	5mL	-	0.7mm	11#	Regular	1.7#
	ICVM11816	1-18Ga-16cm-I	1-18Ga-16cm	0.021"*60cm	5.5Fr*6cm	-	20G	18Ga	5mL	-	5mL	0.7mm	11#	Regular	1.7#
Lot nr. 157	CVMY11820	1-18Ga-20cm-Y	1-18Ga-20cm	0.021"*60cm	5.5Fr*6cm	20G	-	18Ga	5mL	5mL	-	0.7mm	11#	Regular	1.7#
	ICVM11820	1-18Ga-20cm-I	1-18Ga-20cm	0.021"*60cm	5.5Fr*6cm	-	20G	18Ga	5mL	-	5mL	0.7mm	11#	Regular	1.7#
	CVMY11616	1-16Ga-16cm-Y	1-16Ga-16cm	0.035"*60cm	6.5Fr*10cm	18G	-	16Ga	5mL	5mL	-	0.7mm	11#	Regular	2.2#
	ICVM11616	1-16Ga-16cm-I	1-16Ga-16cm	0.035"*60cm	6.5Fr*10cm	-	18G	16Ga	5mL	-	5mL	0.7mm	11#	Regular	2.2#
Lot nr. 157	CVMY11620	1-16Ga-20cm-Y	1-16Ga-20cm	0.035"*60cm	6.5Fr*10cm	18G	-	16Ga	5mL	5mL	-	0.7mm	11#	Regular	2.2#
	ICVM11620	1-16Ga-20cm-I	1-16Ga-20cm	0.035"*60cm	6.5Fr*10cm	-	18G	16Ga	5mL	-	5mL	0.7mm	11#	Regular	2.2#
	CVMY11630	1-16Ga-30cm-Y	1-16Ga-30cm	0.035"*60cm	6.5Fr*10cm	18G	-	16Ga	5mL	5mL	-	0.7mm	11#	Regular	2.2#

REF	Model Specifications	Specification												
		Central Venous Catheter	Guide wire	Dilator	Introducer needle		Fastener	Hypodermic syringe		Blue introducer syringe	Hypodermic needle	Scalpel	Injection site cap	Extension line clamp
					Y model	I model		I model	II model					
ICVM11630	1-16Ga-30cm-I	1-16Ga-30cm	0.035"*60cm	6.5Fr*10cm	-	18G	16Ga	5mL	-	5mL	0.7mm	11#	Regular	2.2#
CVMY11416	1-14Ga-16cm-Y	1-14Ga-16cm	0.035"*60cm	8Fr*10cm	18G	-	14Ga	5mL	5mL	-	0.7mm	11#	Regular	2.5#
ICVM11416	1-14Ga-16cm-I	1-14Ga-16cm	0.035"*60cm	8Fr*10cm	-	18G	14Ga	5mL	-	5mL	0.7mm	11#	Regular	2.5#
CVMY11420	1-14Ga-20cm-Y	1-14Ga-20cm	0.035"*60cm	8Fr*10cm	18G	-	14Ga	5mL	5mL	-	0.7mm	11#	Regular	2.5#
ICVM11420	1-14Ga-20cm-I	1-14Ga-20cm	0.035"*60cm	8Fr*10cm	-	18G	14Ga	5mL	-	5mL	0.7mm	11#	Regular	2.5#
CVMY11430	1-14Ga-30cm-Y	1-14Ga-30cm	0.035"*60cm	8Fr*10cm	18G	-	14Ga	5mL	5mL	-	0.7mm	11#	Regular	2.5#
ICVM11430	1-14Ga-30cm-I	1-14Ga-30cm	0.035"*60cm	8Fr*10cm	-	18G	14Ga	5mL	-	5mL	0.7mm	11#	Regular	2.5#
CVMY11216	1-12Ga-16cm-Y	1-12Ga-16cm	0.035"*60cm	8.5Fr*10cm	18G	-	8Fr	5mL	5mL	-	0.7mm	11#	Regular	3.0#
ICVM11216	1-12Ga-16cm-I	1-12Ga-16cm	0.035"*60cm	8.5Fr*10cm	-	18G	8Fr	5mL	-	5mL	0.7mm	11#	Regular	3.0#
CVMY11220	1-12Ga-20cm-Y	1-12Ga-20cm	0.035"*60cm	8.5Fr*10cm	18G	-	8Fr	5mL	5mL	-	0.7mm	11#	Regular	3.0#
ICVM11220	1-12Ga-20cm-I	1-12Ga-20cm	0.035"*60cm	8.5Fr*10cm	-	18G	8Fr	5mL	-	5mL	0.7mm	11#	Regular	3.0#
CVMY11230	1-12Ga-30cm-Y	1-12Ga-30cm	0.035"*60cm	8.5Fr*10cm	18G	-	8Fr	5mL	5mL	-	0.7mm	11#	Regular	3.0#
ICVM11230	1-12Ga-30cm-I	1-12Ga-30cm	0.035"*60cm	8.5Fr*10cm	-	18G	8Fr	5mL	-	5mL	0.7mm	11#	Regular	3.0#
CVMY24005	2-4Fr-05cm-Y	2-4Fr-05cm	0.018"*60cm	5.5Fr*6cm	20G	-	18Ga	5mL	5mL	-	0.7mm	11#	Regular	1.7#
ICVM24005	2-4Fr-05cm-I	2-4Fr-05cm	0.018"*60cm	5.5Fr*6cm	-	20G	18Ga	5mL	-	5mL	0.7mm	11#	Regular	1.7#
CVMY24008	2-4Fr-08cm-Y	2-4Fr-08cm	0.018"*60cm	5.5Fr*6cm	20G	-	18Ga	5mL	5mL	-	0.7mm	11#	Regular	1.7#
ICVM24008	2-4Fr-08cm-I	2-4Fr-08cm	0.018"*60cm	5.5Fr*6cm	-	20G	18Ga	5mL	-	5mL	0.7mm	11#	Regular	1.7#
CVMY24013	2-4Fr-13cm-Y	2-4Fr-13cm	0.018"*60cm	5.5Fr*6cm	20G	-	18Ga	5mL	5mL	-	0.7mm	11#	Regular	1.7#
ICVM24013	2-4Fr-13cm-I	2-4Fr-13cm	0.018"*60cm	5.5Fr*6cm	-	20G	18Ga	5mL	-	5mL	0.7mm	11#	Regular	1.7#
CVMY24016	2-4Fr-16cm-Y	2-4Fr-16cm	0.018"*60cm	5.5Fr*6cm	20G	-	18Ga	5mL	5mL	-	0.7mm	11#	Regular	1.7#
ICVM24016	2-4Fr-16cm-I	2-4Fr-16cm	0.018"*60cm	5.5Fr*6cm	-	20G	18Ga	5mL	-	5mL	0.7mm	11#	Regular	1.7#
CVMY24020	2-4Fr-20cm-Y	2-4Fr-20cm	0.018"*60cm	5.5Fr*6cm	20G	-	18Ga	5mL	5mL	-	0.7mm	11#	Regular	1.7#
ICVM24020	2-4Fr-20cm-I	2-4Fr-20cm	0.018"*60cm	5.5Fr*6cm	-	20G	18Ga	5mL	-	5mL	0.7mm	11#	Regular	1.7#
CVMY25013	2-5Fr-13cm-Y	2-5Fr-13cm	0.021"*60cm	5.5Fr*6cm	20G	-	16Ga	5mL	5mL	-	0.7mm	11#	Regular	1.7#
ICVM25013	2-5Fr-13cm-I	2-5Fr-13cm	0.021"*60cm	5.5Fr*6cm	-	20G	16Ga	5mL	-	5mL	0.7mm	11#	Regular	1.7#
CVMY25016	2-5Fr-16cm-Y	2-5Fr-16cm	0.021"*60cm	5.5Fr*6cm	20G	-	16Ga	5mL	5mL	-	0.7mm	11#	Regular	1.7#
ICVM25016	2-5Fr-16cm-I	2-5Fr-16cm	0.021"*60cm	5.5Fr*6cm	-	20G	16Ga	5mL	-	5mL	0.7mm	11#	Regular	1.7#
CVMY25020	2-5Fr-20cm-Y	2-5Fr-20cm	0.021"*60cm	5.5Fr*6cm	20G	-	16Ga	5mL	5mL	-	0.7mm	11#	Regular	1.7#
ICVM25020	2-5Fr-20cm-I	2-5Fr-20cm	0.021"*60cm	5.5Fr*6cm	-	20G	16Ga	5mL	-	5mL	0.7mm	11#	Regular	1.7#

REF	Model Specifications	Specification												
		Central Venous Catheter	Guide wire	Dilator	Introducer needle		Fastener	Hypodermic syringe		Blue introducer syringe	Hypodermic needle	Scalpel	Injection site cap	Extension line clamp
					Y model	I model		I model	II model					
CVMY26013	2-6Fr-13cm-Y	2-6Fr-13cm	0.021"*60cm	6.5Fr*8cm	20G	-	5.5Fr	5mL	5mL	-	0.7mm	11#	Regular	2.2#
ICVM26013	2-6Fr-13cm-I	2-6Fr-13cm	0.021"*60cm	6.5Fr*8cm	-	20G	5.5Fr	5mL	-	5mL	0.7mm	11#	Regular	2.2#
CVMY26016	2-6Fr-16cm-Y	2-6Fr-16cm	0.021"*60cm	6.5Fr*8cm	20G	-	5.5Fr	5mL	5mL	-	0.7mm	11#	Regular	2.2#
ICVM26016	2-6Fr-16cm-I	2-6Fr-16cm	0.021"*60cm	6.5Fr*8cm	-	20G	5.5Fr	5mL	-	5mL	0.7mm	11#	Regular	2.2#
CVMY26020	2-6Fr-20cm-Y	2-6Fr-20cm	0.021"*60cm	6.5Fr*8cm	20G	-	5.5Fr	5mL	5mL	-	0.7mm	11#	Regular	2.2#
ICVM26020	2-6Fr-20cm-I	2-6Fr-20cm	0.021"*60cm	6.5Fr*8cm	-	20G	5.5Fr	5mL	-	5mL	0.7mm	11#	Regular	2.2#
CVMY27016	2-7Fr-16cm-Y	2-7Fr-16cm	0.035"*60cm	8.5Fr*10cm	18G	-	7Fr	5mL	5mL	-	0.7mm	11#	Regular	2.2#
ICVM27016	2-7Fr-16cm-I	2-7Fr-16cm	0.035"*60cm	8.5Fr*10cm	-	18G	7Fr	5mL	-	5mL	0.7mm	11#	Regular	2.2#
CVMY27020	2-7Fr-20cm-Y	2-7Fr-20cm	0.035"*60cm	8.5Fr*10cm	18G	-	7Fr	5mL	5mL	-	0.7mm	11#	Regular	2.2#
ICVM27020	2-7Fr-20cm-I	2-7Fr-20cm	0.035"*60cm	8.5Fr*10cm	-	18G	7Fr	5mL	-	5mL	0.7mm	11#	Regular	2.2#
CVMY27030	2-7Fr-30cm-Y	2-7Fr-30cm	0.035"*60cm	8.5Fr*10cm	18G	-	7Fr	5mL	5mL	-	0.7mm	11#	Regular	2.2#
ICVM27030	2-7Fr-30cm-I	2-7Fr-30cm	0.035"*60cm	8.5Fr*10cm	-	18G	7Fr	5mL	-	5mL	0.7mm	11#	Regular	2.2#
CVMY28016	2-8Fr-16cm-Y	2-8Fr-16cm	0.035"*60cm	8.5Fr*10cm	18G	-	8Fr	5mL	5mL	-	0.7mm	11#	Regular	2.5#
ICVM28016	2-8Fr-16cm-I	2-8Fr-16cm	0.035"*60cm	8.5Fr*10cm	-	18G	8Fr	5mL	-	5mL	0.7mm	11#	Regular	2.5#
CVMY28020	2-8Fr-20cm-Y	2-8Fr-20cm	0.035"*60cm	8.5Fr*10cm	18G	-	8Fr	5mL	5mL	-	0.7mm	11#	Regular	2.5#
ICVM28020	2-8Fr-20cm-I	2-8Fr-20cm	0.035"*60cm	8.5Fr*10cm	-	18G	8Fr	5mL	-	5mL	0.7mm	11#	Regular	2.5#
CVMY28030	2-8Fr-30cm-Y	2-8Fr-30cm	0.035"*60cm	8.5Fr*10cm	18G	-	8Fr	5mL	5mL	-	0.7mm	11#	Regular	2.5#
ICVM28030	2-8Fr-30cm-I	2-8Fr-30cm	0.035"*60cm	8.5Fr*10cm	-	18G	8Fr	5mL	-	5mL	0.7mm	11#	Regular	2.5#
CVMY34008	3-4Fr-08cm-Y	3-4Fr-08cm	0.018"*60cm	5.5Fr*6cm	20G	-	18Ga	5mL	5mL	-	0.7mm	11#	Regular	1.7#
ICVM34008	3-4Fr-08cm-I	3-4Fr-08cm	0.018"*60cm	5.5Fr*6cm	-	20G	18Ga	5mL	-	5mL	0.7mm	11#	Regular	1.7#
CVMY34013	3-4Fr-13cm-Y	3-4Fr-13cm	0.018"*60cm	5.5Fr*6cm	20G	-	18Ga	5mL	5mL	-	0.7mm	11#	Regular	1.7#
ICVM34013	3-4Fr-13cm-I	3-4Fr-13cm	0.018"*60cm	5.5Fr*6cm	-	20G	18Ga	5mL	-	5mL	0.7mm	11#	Regular	1.7#
CVMY34016	3-4Fr-16cm-Y	3-4Fr-16cm	0.018"*60cm	5.5Fr*6cm	20G	-	18Ga	5mL	5mL	-	0.7mm	11#	Regular	1.7#
ICVM34016	3-4Fr-16cm-I	3-4Fr-16cm	0.018"*60cm	5.5Fr*6cm	-	20G	18Ga	5mL	-	5mL	0.7mm	11#	Regular	1.7#
CVMY34020	3-4Fr-20cm-Y	3-4Fr-20cm	0.018"*60cm	5.5Fr*6cm	20G	-	18Ga	5mL	5mL	-	0.7mm	11#	Regular	1.7#
ICVM34020	3-4Fr-20cm-I	3-4Fr-20cm	0.018"*60cm	5.5Fr*6cm	-	20G	18Ga	5mL	-	5mL	0.7mm	11#	Regular	1.7#
CVMY35508	3-5.5Fr-08cm-Y	3-5.5Fr-08cm	0.021"*60cm	6.5Fr*8cm	20G	-	16Ga	5mL	5mL	-	0.7mm	11#	Regular	1.7#
ICVM35508	3-5.5Fr-08cm-I	3-5.5Fr-08cm	0.021"*60cm	6.5Fr*8cm	-	20G	16Ga	5mL	-	5mL	0.7mm	11#	Regular	1.7#
CVMY35513	3-5.5Fr-13cm-Y	3-5.5Fr-13cm	0.021"*60cm	6.5Fr*8cm	20G	-	5.5Fr	5mL	5mL	-	0.7mm	11#	Regular	1.7#

REF	Model Specifications	Specification												
		Central Venous Catheter	Guide wire	Dilator	Introducer needle		Fastener	Hypodermic syringe		Blue introducer syringe	Hypodermic needle	Scalpel	Injection site cap	Extension line clamp
					Y model	I model		I model	II model					
ICVM35513	3-5.5Fr-13cm-I	3-5.5Fr-13cm	0.021"*60cm	6.5Fr*8cm	-	20G	5.5Fr	5mL	-	5mL	0.7mm	11#	Regular	1.7#
CVMY35516	3-5.5Fr-16cm-Y	3-5.5Fr-16cm	0.021"*60cm	6.5Fr*8cm	20G	-	5.5Fr	5mL	5mL	-	0.7mm	11#	Regular	1.7#
ICVM35516	3-5.5Fr-16cm-I	3-5.5Fr-16cm	0.021"*60cm	6.5Fr*8cm	-	20G	5.5Fr	5mL	-	5mL	0.7mm	11#	Regular	1.7#
CVMY35520	3-5.5Fr-20cm-Y	3-5.5Fr-20cm	0.021"*60cm	6.5Fr*8cm	20G	-	5.5Fr	5mL	5mL	-	0.7mm	11#	Regular	1.7#
ICVM35520	3-5.5Fr-20cm-I	3-5.5Fr-20cm	0.021"*60cm	6.5Fr*8cm	-	20G	5.5Fr	5mL	-	5mL	0.7mm	11#	Regular	1.7#
CVMY37016	3-7Fr-16cm-Y	3-7Fr-16cm	0.035"*60cm	8.5Fr*10cm	18G	-	7Fr	5mL	5mL	-	0.7mm	11#	Regular	2.2#
ICVM37016	3-7Fr-16cm-I	3-7Fr-16cm	0.035"*60cm	8.5Fr*10cm	-	18G	7Fr	5mL	-	5mL	0.7mm	11#	Regular	2.2#
CVMY37020	3-7Fr-20cm-Y	3-7Fr-20cm	0.035"*60cm	8.5Fr*10cm	18G	-	7Fr	5mL	5mL	-	0.7mm	11#	Regular	2.2#
ICVM37020	3-7Fr-20cm-I	3-7Fr-20cm	0.035"*60cm	8.5Fr*10cm	-	18G	7Fr	5mL	-	5mL	0.7mm	11#	Regular	2.2#
CVMY37030	3-7Fr-30cm-Y	3-7Fr-30cm	0.035"*60cm	8.5Fr*10cm	18G	-	7Fr	5mL	5mL	-	0.7mm	11#	Regular	2.2#
ICVM37030	3-7Fr-30cm-I	3-7Fr-30cm	0.035"*60cm	8.5Fr*10cm	-	18G	7Fr	5mL	-	5mL	0.7mm	11#	Regular	2.2#
CVMY38516	3-8.5Fr-16cm-Y	3-8.5Fr-16cm	0.035"*60cm	9Fr*10cm	18G	-	8.5Fr	5mL	5mL	-	0.7mm	11#	Regular	2.5#
ICVM38516	3-8.5Fr-16cm-I	3-8.5Fr-16cm	0.035"*60cm	9Fr*10cm	-	18G	8.5Fr	5mL	-	5mL	0.7mm	11#	Regular	2.5#
CVMY38520	3-8.5Fr-20cm-Y	3-8.5Fr-20cm	0.035"*60cm	9Fr*10cm	18G	-	8.5Fr	5mL	5mL	-	0.7mm	11#	Regular	2.5#
ICVM38520	3-8.5Fr-20cm-I	3-8.5Fr-20cm	0.035"*60cm	9Fr*10cm	-	18G	8.5Fr	5mL	-	5mL	0.7mm	11#	Regular	2.5#
CVMY38530	3-8.5Fr-30cm-Y	3-8.5Fr-30cm	0.035"*60cm	9Fr*10cm	18G	-	8.5Fr	5mL	5mL	-	0.7mm	11#	Regular	2.5#
ICVM38530	3-8.5Fr-30cm-I	3-8.5Fr-30cm	0.035"*60cm	9Fr*10cm	-	18G	8.5Fr	5mL	-	5mL	0.7mm	11#	Regular	2.5#
CVMY48520	4-8.5Fr-20cm-Y	4-8.5Fr-20cm	0.035"*60cm	9Fr*10cm	18G	-	8.5Fr	5mL	5mL	-	0.7mm	11#	Regular	2.2#
ICVM48520	4-8.5Fr-20cm-I	4-8.5Fr-20cm	0.035"*60cm	9Fr*10cm	-	18G	8.5Fr	5mL	-	5mL	0.7mm	11#	Regular	2.2#
CVMY48530	4-8.5Fr-30cm-Y	4-8.5Fr-30cm	0.035"*60cm	9Fr*10cm	18G	-	8.5Fr	5mL	5mL	-	0.7mm	11#	Regular	2.2#
ICVM48530	4-8.5Fr-30cm-I	4-8.5Fr-30cm	0.035"*60cm	9Fr*10cm	-	18G	8.5Fr	5mL	-	5mL	0.7mm	11#	Regular	2.2#

Notes: The number of Injection site caps and Extension line clamps should be consistent with the number of lumens of the catheter.