

armonicus

U-arm digital radiography system



radiology ahead

The all-in-one system that meets every need

The new Armonicus represents the best U-arm solution by Villa: a powerful, state-of-the-art system that brings together all of our DR product knowledge and offers its effectiveness to all radiology departments.

Featuring a smartly redesigned stand with extensible U-arm, Armonicus now can be chosen with **integrated or wireless flat panel detectors** and can be customized in all its principal parts, with an extensive offer of generators, collimators and X-ray tubes.

User-friendliness and patient safety are our top priorities, therefore Armonicus was designed with a **simplified user interface** based on a 10" touch screen with functional activation buttons, as well as an **advanced AEC system** able to grant the delivery of an appropriate dose to any patient. Moreover, it can now automatically stitch **sequential exposures** for a fast and effortless execution of full-leg and full-spine examinations.

Finally, thanks to its **unique design** Armonicus can be easily installed even in narrow spaces, and can be combined with a choice of mobile tables, floating and elevating, even battery powered.

Compact and flexible U-arm design for extended use, including general radiographic, emergency and orthopedic studies.

Configurable with integrated or wireless FPD and either with manual or automatic collimator, for a complete system customization.

Available a wide choice of X-ray tubes and generators for compliance with any diagnostic need.

10" touch Screen control panel and infrared remote control, standard on all versions, for a streamlined workflow.

Simplified user interface, with single movement functional push buttons, for immediate operator's learning.

A wide range of available and pre-programmable system's positions, for maximized patient's throughput.

Operating with 2 grids, with dedicated grid parking, for appropriate image definition and unsurpassed user's comfort.

Complete range of examinations allowed, including stitching procedure, for maximum applications coverage.



20
easy to use
& *effective*



The compact U-arm system that fits any space

Switching to digital

In a world totally oriented to digitalization, Armonicus represents the effective solution to **switch to digital way instantly** and effortlessly. Thanks to its range of flat panel detector solutions, operators can enjoy increased productivity by having images available within seconds of exposures for immediate evaluation and processing.



Also with moderate budget

Specifically designed as an **all-in-one system**, Armonicus covers virtually all the applications of a modern radiological room, yet limiting the financial investment to a single, cost-effective piece of equipment. Additionally, the unit is specifically engineered to limit its maintenance cost to the minimum.



Solution for limited spaces

The structure of Armonicus comprises the X-ray source, the digital detector and the extendable arm that joins them, **all integrated in one compact design**. Moreover, the short height of the column as well as the limited footprint of the U-arm movements, make possible the installation even in the narrowest rooms.



20 compact & flexible

Able to host any patient

Armonicus is a **flexible system, ready to operate** on virtually any possible patient; its use is not limited even with pediatric or bariatric subjects, and wheelchair users can be easily positioned as well. Additionally, the system can be combined with a wide range of mobile tables, floating and elevating, even battery powered.

Covering all examinations

The SID on the Armonicus can be adjusted from **100 to 180 cm**, assuring flexibility for the entire range of general radiographic exams, from extremities to chest studies, from pediatric to orthopedic exams, with patients either standing, seated or laying on table. Moreover, it can automatically manage the **stitching procedure** for full-legs and full-spine exams.

Maximizing the workflow

The X-ray tube and detector of the system remain constantly aligned, reducing examination set-up time. The operator's workflow is also optimized thanks to the motion buttons next to the screen and the infrared remote control.

For these reasons, Armonicus is an **ideal solution for high-volume applications** where a highly efficient throughput is a must.



The DR solution that streamlines the workflow

Always under control

Core of the Armonicus user interface is the **10" touch screen display**, associated with 10 movement buttons, for immediate and safe operability by any user; additionally, some motion controls are placed to the bucky, assuring appropriate control of the system when the operator is close to the detector.

Finally, Armonicus can be controlled also with the standard **infrared remote control**, where also the most important preset operating positions can be recalled.



Fast and easy setup

The flexibility of Armonicus allows an **easy positioning of any patient**, virtually in any condition; the system can be operated manually, yet can rely on a complete configuration of preset positions (up to 60) through the APR functions. Additionally, in case of connection to a DICOM network, the communication protocol allows a totally **automated setting of the machine** simply using the RIS procedure codes, leaving the operator with only the task of pressing the 'MOVE' button.



Everything in its place

To assure optimal image definition during any application, Armonicus is **configured with two grids** having different focal lengths ($f=120$, $f=180$), obviously leaving the possibility to operate without any grid in case of need.

In order to have a work space well organized, Armonicus is equipped with an **on-board double parking station**, where the two grids can be stored at the same time, allowing an effective space management according to the examination to be performed.



The latest technologies

Armonicus incorporates the most advanced technologies in terms of **safety** and **image quality**. The system position is always controlled by 7 proximity sensors, limiting any risk of collision with the surrounding environment, for maximum safety of patients and operators.

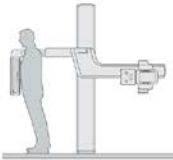
In addition, an integrated digital system using a **43x43 cm amorphous silicon flat panel** with cesium iodide scintillator, or alternatively a range of wireless detectors based on the same technology, can be chosen for image acquisition and processing.



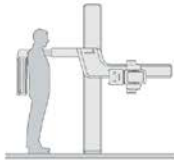
20 comprehensive & automated

Applications on standing patients

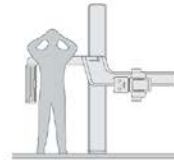
Chest



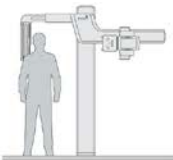
Thoracic AP spine



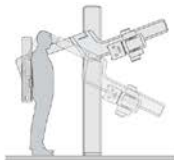
Thoracic lateral spine



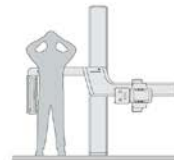
Skull lateral



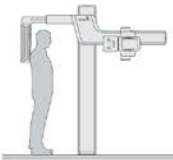
AP full-spine



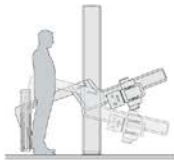
Lumbar lateral spine



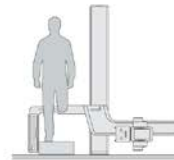
Skull AP



Full-legs



Weight bearing foot

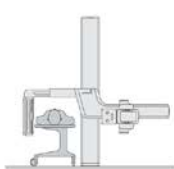


Applications on patients on mobile table

Undertable



Lateral



Pediatric (without grid)



Applications on patients with special needs

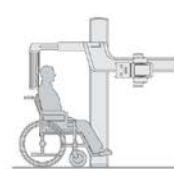
Foot



Hand



Cervical spine





radiology ahead

Competence in x-ray systems

Villa Sistemi Medicali is one of the most important manufacturers of radiological systems worldwide. Leveraging more than 50 years of experience in X-ray field, the company's know-how covers all technologies that can satisfy any need in the X-ray field.

A wide range of equipment

Our range of products includes:

- Digital X-Ray systems
- Remote controlled tables
- Classical tilting tables
- General rad rooms
- Mobile units
- Surgical C arms
- Mammography

Our priority: Technical Service

A wide network of highly qualified and specialized technicians guarantees effective and reliable maintenance of Villa's medical radiology equipment installed anywhere in the world. Our specialist consulting programmes and technical service contracts are defined by our qualified personnel and adapted to the needs of our customers.

Logistic services: a global presence

Villa Sistemi Medicali daily provides full systems, spare parts, accessories and consumables, shipped regularly to all our customers, worldwide, using the most efficient couriers. Shipment modalities include ground, ship, air and inter-modal freight transport.

Villa Sistemi Medicali Spa

Via delle Azalee, 3
20090 Buccinasco - Italy
Tel. +39 02 48859.1
Fax +39 02 4881.844
vsminfo@villasm.com
www.villasm.com

