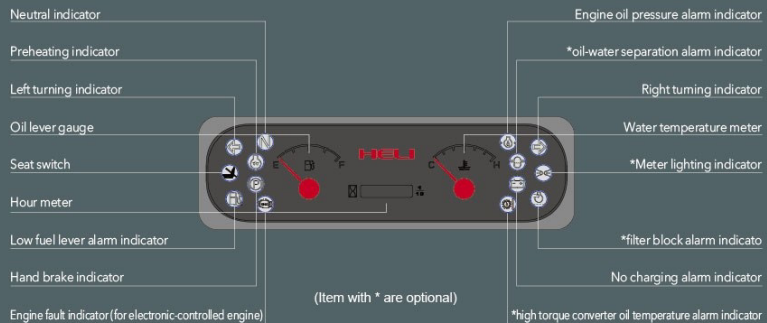


**Reliable special designed instrument**



Reliable special meter display the whole truck's working condition, fault detect and other important information completely which make the operator master the whole truck condition directly and conveniently.

**Standard configuration**

- .....
- Horn
- Control valve
- Backrest
- Back view mirror
- Front combined lamp
- Transmission oil filter
- Engine flame out device
- Cable type parking brake
- Driver's tool
- Rear combined lamp
- Backward buzzer
- Tilt oil circuit self lock valve
- Tilt adjustable steering column
- Overhead guard rain cover
- Standard fork
- Integrated electric box
- Flow regulator
- Wide view mast
- Durable tread tyre
- Lifting and tilting operation lever
- Traction pin
- Head lamp
- Hydraulic oil dipstick
- Overhead guard
- Torque converter oil dipstick
- Combined instrument
- Electro-hydraulic direction changing

**Optional**

- .....
- Driver's cab
- Warning light
- High air exhausting device
- Double air cleaner
- Suspension seat
- Lengthening fork extension
- Warm air blower
- Solid tyre
- Widen carriage
- Wind shield
- Cleansing muffler
- Fire arrested muffler
- Fire extinguisher
- Rear working light
- Travelling control system
- Torque converter oil temperature meter
- Tilting cylinder sleeve
- Customer made color
- Optional attachments
- Steel protection net
- Double-tyre and protection device
- Rotating bracket for LPG
- Single/dual fuel system
- Low speed alarm
- Attachments

**1-1.8 t H3 series**  
Internal Combustion  
Counterbalanced Forklift Truck



**HELI** 安徽合力股份有限公司  
ANHUI HELI CO., LTD.

ADD: NO. 668 Fangxing Street, Economical  
Development Zone, Hefei, P.R. China  
TEL: (86 551) 63639068 (America); 63639258 (Europe);  
63639358 (Asia); 63662105 (Africa & Middle East);  
63639530 (Warehouse Equipment); 63639531 (Wheel loader)  
FAX: (86 551) 63639966  
WEBSITE: <http://www.helichina.net>

AUTHORIZED DEALER

2016 heli copyright  
Catalog No. 2016-10 HELI Print

\* Our products are subject to improvements and changes without notice.

**HELI**  
LIFTING THE FUTURE

**H3 series** / HIGH EFFICIENCY  
ENERGY SAVING

# H3 1-1.8t

H3 series  
Internal Combustion Counterbalanced Forklift Truck



## Improved performance superior quality



### ↓ Vibration 20% reduced

### ↓ Noise 1.9dB reduced

- > Cushion connection and wholly suspension driver's cab absorb whole truck's vibration effectively.
- > Noise around ear is reduced through down the tilting cylinder under the floor board and using fully closed patch type driver's cab.
- > Lower damping device inside the lifting system reduces mast shock and vibration, avoiding crash noise caused by goods falling to the ground.

### ↑ Workspace 45% increased

- > Space around foot is effectively increased through up steering unit and using suspension type inching.
- > The operation space is enlarged by heightened overhead guard and using large arc shape of the overhead guard's front leg
- > Semi-suspension seat, steering wheel with small diameter, electro-hydraulic direction changing and automobile type double joystick combined switch effectively improve driving comfort.

### ↑ Operator's view 20% improved

- > Operator's front view is improved through the assembling of stand wide view mast and lowering the dashboard.
- > Operator's rear view improved through the CAE optimal designed counterweight.



### ↑ Working efficiency 20% improved

- > Small turning radius makes steering flexible and easy.
- > The truck has fast lifting speed, good gradeability and high efficiency.
- > High working efficiency guarantees the truck could meet the requirements for various kinds of complicated work condition perfectly wherever at port, dock and railway station.

### ↑ Reliability 40% improved

- > The hot air reflow isolating device, optimal thermal dissipation duct and aluminum plate-fin type radiator improve cooling ability and ensure engine work reliability.
- > Automobile type oil filling cap and optimal oil filling channel structure and process ensure whole truck's safety.
- > The constant displacement pump load sensing steering system increases the lifting speed and reduces the hydraulic oil temperature.
- > The optimal design of key parts like frame, mast, overhead guard and steering axle improve the whole truck's safety and reliability.
- > The repositioning of whole truck's gravity center improve loading capacity, stability and safety.

### ↑ Engine hood open angle increased to 80°

- > Enlarged internal space is convenient for engine and transmission box maintenance.
- > Increased hood open angle contributes to quick and convenient maintenance.





# H3 1-1.8t

H3 series  
Internal Combustion Counterbalanced Forklift Truck

## Manufacturer and technical parameters

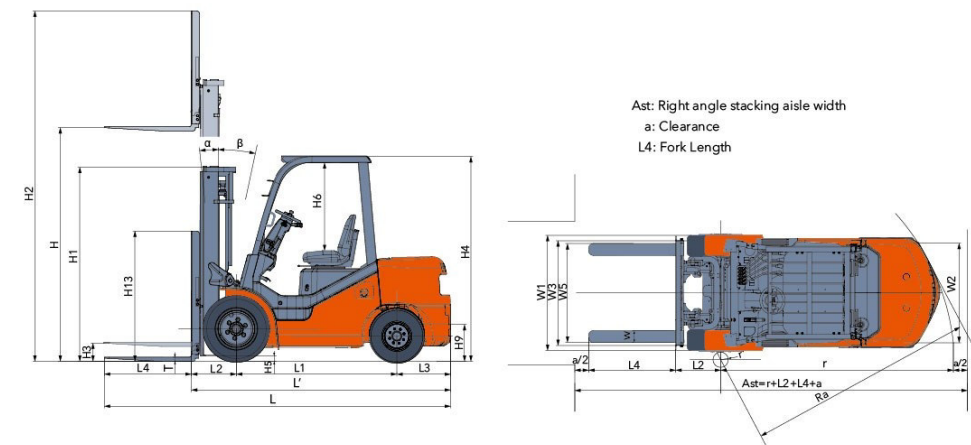
Character						
1.01	Manufacturer	HELI				
1.02	Model	CPCD10/CP(Q)(Y)D10	CPCD15/CP(Q)(Y)D15	CPCD18/CP(Q)(Y)D18		
1.03	Rated capacity	kg	1000	1500	1750	
1.04	Load center	mm	500			
1.05	Operation mode	Seat-type				
Size						
2.01	Max.lifting height	H	mm	3000		
2.02	Mast overall height(Fork to the ground and mast be vertical)	H1	mm	1995	1995	1995
2.03	Max.fork lifting height(With backrest)	H2	mm	4014	4036	
2.04	Free lift height	H3	mm	152	155	155
2.05	Overall height(Overhead guard)	H4	mm	2140		
2.06	Min.ground clearance(At the mast)	H5	mm	110		
2.07	Distance from the surface of the seat to the overhead guard	H6	mm	1018		
2.08	Traction pin height	H9	mm	255		
2.09	Backrest height(Calculated from the surface of the fork)	H13	mm	1014		
2.10	Overall length(With fork/Without fork)	(L/L')	mm	3197/2277	3201/2281	3219/2299
2.11	Wheel base	L1	mm	1450		
2.12	Front overhang	L2	mm	406	409	409
2.13	Rear overhang	L3	mm	406	412	432
2.14	Overall width	W1	mm	1070		
2.15	Tread (Front tread/Rear tread)	(W3/W2)	mm	902/928	902/928	932/928
2.16	Fork adjustable range(the external of the fork)(Max./Min.)	W5	mm	950/200		
2.17	Min.turning radius(Exterior)	r	mm	1875	1910	1930
2.18	Min.turning radius(Interior)	r'	mm	49	49	49
2.19	Min.right angle aisle width	Ra	mm	2011	2016	2035
2.20	Min.right angle stacking aisle width	Ast	mm	3576	3584	3603
2.21	Mast tilting angle	$\alpha / \beta$	deg	6°/10°		
2.22	Fork size	L4×W×T	mm	770×100×32	920×100×35	920×100×35
Weight						
3.01	Total weight	kg	2458	2760	2890	
3.02	Weight distribution loaded (Front/Rear)	kg	2859/599	3645/615	4035/605	
3.03	Weight distribution unloaded (Front/Rear)	kg	1232/1226	1204/1556	1188/1702	
Wheel and tyre						
4.01	Wheel number x = drive wheel (Front/Rear)	2X/2				
4.02	Tyre type(Front/Rear)	Pneumatic tyre				
4.03	Tyre size(Front/Rear)	6.50-10-10PR/5.00-8-10PR	6.50-10-10PR/5.00-8-10PR	6.50-10-10PR/5.00-8-10PR		
4.04	Service brake	Hydraulic-Foot Pedal				
4.05	Parking brake	Mechanical-Hand Lever				

## Performance

Model		CPCD10-WS1H	CPCD15-WS1H	CPCD18-WS1H
Max.drawbar pull (Loaded/Unloaded)	kN	19/12	19/12	19/12
Max.Gradeability (Loaded/Unloaded)	%	40/24	40/20	39/18
Max.traveling speed (Loaded/Unloaded)	km/h	17/18	17/18	17/18
Lifting Speed (Loaded/Unloaded)	mm/s			
Lowing Speed (Loaded/Unloaded)	mm/s			
Drive and transmission control device				
Engine mode		ISUZU C240		
Engine rated power	kW/rpm	34.3/2500		
Engine rated torque	Nm/rpm	137.7/1800		
Engine cylinder number-borexstroke		4-86×102		
Engine displacement	L	2.369		
Engine type		Diesel		
Emission		CHINA Stage III / Euro Stage3A		
Battery(Voltage/Capacity)	V/Ah	12/80		
Engine fuel tank capacity	L	40		
Transmission box shifting gears(Front/Rear type)				

## Engine Model and Main Specification for Option

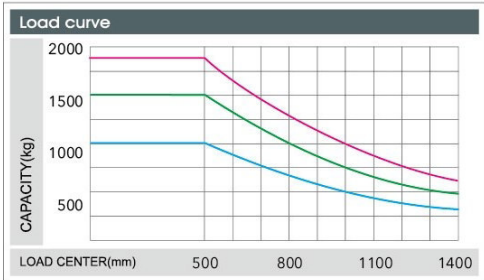
Engine model	Rated power/ rotating speed (Kw/rpm)	Rated power/ rotating speed (Nm/rpm)	Engine displac (L)
GCT K15	23.6/2400	103/1600	1.486
QUANCHAI 4B4- 45V32	32/2600	132/1800	2.27
XINCHANG 4N23G31	30/2600	131/1800	2.27



Ast: Right angle stacking aisle width  
a: Clearance  
L4: Fork Length

CP(Q)(Y)D10-RC2H	CR(Q)(Y)D15-RC2H	CP(Q)(Y)D18-RC2H	CPCD10-KU11H	CPCD15-KU11H	CPCD18-KU11H
18/7	18/7	18/7	19/11	19/11	19/11
39/23	39/19	35/17	36/18	40/19	42/45
16/17	16/17	16/17	17/18	17/18	17/18
	610/650				
	450/600				
	GCT K21		KUBOTA V2403		
	31.5/2200		34.1/2400		
	140/1600		155.9/1600		
	4-89x83		87x102.4		
	2.065		2.434		
	GAS/LPG		Diesel		
	Non-certificated type		Euro III / EPA T4i		
	12/60		12/80		
	40		40		
	1-1Power Shift T/M				

ement	Cylinder number - BorexStroke	Engine type	Emission
	4- 75.5x83	GAS/LPG	Non-certificated type
	4- 85x100	Diesel	CHINA III
	4- 85x100	Diesel	CHINA III



CPCD10 CP(Q)(Y)D10  
 CPCD15 CP(Q)(Y)D15  
 CPCD18 CP(Q)(Y)D18

**Note:** The vertical axis stands for load capacity and the horizontal axis stands for load center which is calculated from the front of the fork. The base point of the standard load refers to the center position of the cube with 1000mm length of side. When mast is tilted forward, nonstandard fork usage or load with over wide goods, load capacity will be reduced. Different load capacity in different load center can be known in time through load chart.

mast model	Max. lifting height (mm)	load capacity (load center 500mm) (kg)			mast overall height (fork to the ground) (mm)	service weight (kg)			mast tilting angle (°) α/β
		CPCD10 CP(Q)(Y)D10	CPCD15 CP(Q)(Y)D15	CPCD18 CP(Q)(Y)D18		CPCD10 CP(Q)(Y)D10	CPCD15 CP(Q)(Y)D15	CPCD18 CP(Q)(Y)D18	
M200	2000	1000	1500	1750	1495	2395	2695	2825	6/10
M250	2500	1000	1500	1750	1745	2425	2730	2860	6/10
M300	3000	1000	1500	1750	1995	2458	2760	2890	6/10
M330	3300	1000	1500	1750	2145	2480	2780	2910	6/10
M350	3500	1000	1500	1750	2245	2490	2790	2920	6/10
M370	3700	1000	1500	1750	2345	2505	2810	2940	6/10
M400	4000	1000	1500	*1700	2545	2550	2855	2985	6/10
M425	4250	950	1400	*1600	2670	2570	2870	3000	6/10
M450	4500	950	*1500	*1750	2795	2585	2885	3015	6/10
M500	5000	*930	*1000	*1100	3045	2615	2920	3050	6/10
M550	5500	*900	*1350	*1600	3345	2680	2980	3110	3/6
M600	6000	*850	*1050	*1400	3595	2710	3010	3140	3/6

Note: (1) \*stands for the rated capacity when the front tyre is double-tyre. (2) When the front tyre of the 1-1.8t truck is double tyre, the service weight of the truck is the weight in the table plus 50kg.

mast model	Max. lifting height (mm)	load capacity (load center 500mm)(kg)			mast overall height (fork to the ground) (mm)	free lifting height (with backrest) (mm)	service weight (kg)			mast tilting angle (°) α/β
		CPCD10 CP(Q)(Y)D10	CPCD15 CP(Q)(Y)D15	CPCD18 CP(Q)(Y)D18			CPCD10 CP(Q)(Y)D10	CPCD15 CP(Q)(Y)D15	CPCD18 CP(Q)(Y)D18	
ZM200	2000	1000	1500	1750	1495	485	2430	2730	2860	6/10
ZM250	2500	1000	1500	1750	1745	735	2460	2765	2895	6/10
ZM300	3000	1000	1500	1750	1995	985	2495	2795	2930	6/10
ZM330	3300	1000	1500	1750	2145	1135	2520	2820	2950	6/10
ZM350	3500	1000	1500	1750	2245	1235	2535	2835	2965	6/10
ZM370	3700	1000	1500	1750	2345	1335	2545	2845	2975	6/10
ZM400	4000	1000	1500	*1700	2545	1535	2590	2895	3025	6/10
ZM425	4250	1000	*1400	*1600	2670	1660	2610	2915	3045	6/10
ZM450	4500	950	*1300	*1550	2795	1785	2630	2930	3060	6/10
ZM500	5000	*930	*1200	*1400	3045	2035	2665	2965	3095	6/10
ZM550	5500	*900	*1150	*1500	3345	2335	2725	3030	3155	3/6
ZM600	6000	*850	*1050	*1400	3595	2585	2760	3060	3190	3/6

Note: (1) \*stands for the rated capacity when the front tyre is double-tyre. (2) When the front tyre of the 1-1.8t truck is double tyre, the service weight of the truck is the weight in the table plus 50kg. (3) The free lifting height (without backrest) of the 1-1.8t truck is the height (with backrest) in the table plus 379mm.

mast model	Max. lifting height (mm)	load capacity (load center 500mm)(kg)			(mm)		service weight (kg)			mast tilting angle (°) α/β
		CPCD10 CP(Q)(Y)D10	CPCD15 CP(Q)(Y)D15	CPCD18 CP(Q)(Y)D18	mast overall height (fork to the ground)	free lifting height (with backrest)	CPCD10 CP(Q)(Y)D10	CPCD15 CP(Q)(Y)D15	CPCD18 CP(Q)(Y)D18	
ZSM360	3600	1000	1450	1750	1790	785	2545	2845	2975	6/6
ZSM400	4000	1000	1400	1600	1925	920	2565	2870	3000	6/6
ZSM435	4350	*900	*1350	*1550	2040	1035	2590	2895	3025	6/6
ZSM450	4500	*900	*1300	*1500	2090	1085	2605	2905	3035	6/6
ZSM470	4700	*900	*1350	*1600	2160	1155	2620	2920	3050	6/6
ZSM480	4800	*900	*1300	*1500	2190	1185	2625	2930	3060	6/6
ZSM500	5000	*850	*1000	*1450	2290	1285	2645	2950	3080	6/6
ZSM540	5400	*800	*850	*850	2415	1410	2675	2975	3105	3/6
ZSM600	6000	*850	*1250	*1500	2640	1635	2745	3045	3175	3/6

Note: (1) \*stands for the rated capacity when the front tyre is double-tyre. (2) When the front tyre of the 1-1.8t truck is double tyre, the service weight of the truck is the weight in the table plus 50kg. (3) The free lifting height (without backrest) of the 1-1.8t truck is the height (with backrest) in the table plus 484mm.