

GE Healthcare

# Transducer Guide

LOGIQ E9



With LOGIQ® E9 E-Series transducers, you now have the power to acquire extraordinary images on every patient, with transducer technology that helps increase penetration without sacrificing resolution. And with a comprehensive selection of transducers, you now have the tools that enable you to do the things you've never imagined ultrasound could do.



# E-Series transducers

E-Series transducers help you acquire extraordinary images. The moment you put the transducer on the patient, these highly advanced, ergonomically designed transducers work with the Agile Acoustic Architecture of the LOGIQ E9 to help improve image quality.

**Acoustic Amplifier Technology** achieves higher sensitivity by recycling the unused acoustic energy that previously passed through the transducer crystal.

**Single Crystal Technology** uses new to advanced ceramic materials to increase bandwidth, offering better signal to noise and improved axial resolution and penetration.

**Matrix Array Technology** uses multiple rows of crystals to help achieve uniform resolution throughout the field of view.

**Advanced Ergonomic Design** features lightweight polymers and light, flexible cables for ease of movement. Transducers are shaped for proper grip so they fit the hand comfortably, with ridges for improved handling.



S1-5



S4-10

















M5S-D



6S-D

Description	Applications	FOV	Bandwidth	Biopsy Guide	Volume Navigation
Sector					
Broad-spectrum sector transducer	Abdominal, Obstetrics, Gynecology	90°	2-6 MHz	Multi-angle, disposable with a reusable bracket	Yes
Broad-spectrum sector transducer	Neonatal, Pediatrics	90°	4-10 MHz	No	Yes
Broad-spectrum sector matrix array transducer	Cardiac, Transcranial	120°	2.7-8.0 MHz	No	No
Broad-spectrum sector transducer	Adult Cardiac, Pediatric Cardiac	90°	2-8 MHz	No	No

	Description	Applications	FOV	Bandwidth	Biopsy Guide	Volume Navigation
	Convex					
 C1-5-D	Broad-spectrum convex transducer	Abdominal, Obstetrics, Gynecology, Urology	70°	1-5 MHz	Multi-angle, disposable with a reusable bracket	Yes
 M6C-D	Broad-spectrum convex matrix array transducer	Abdominal, Obstetrics, Gynecology, Pediatrics	55°	2-7 MHz	Multi-angle, disposable with a reusable bracket	No
	Micro-convex					
 IC5-9-D	Broad-spectrum micro-convex intra-cavitary transducer	Obstetrics, Gynecology, Urology	145°	3-11 MHz	Single-angle, disposable with a reusable bracket	Yes
	Linear					
 9L-D	Broad-spectrum linear transducer	Vascular, Small Parts, Pediatric, Abdominal	44 mm	2-8 MHz	Multi-angle, disposable with a reusable bracket	Yes
 11L-D	Broad-spectrum linear transducer	Vascular, Small Parts, Abdominal, Pediatrics	38 mm	3-11 MHz	Multi-angle, disposable with a reusable bracket	No
 ML6-15-D	Broad-spectrum linear matrix array transducer	Vascular, Small Parts, Neonatal, Pediatrics	50 mm	4-13 MHz	Multi-angle, disposable with a reusable bracket	No
 L8-18i-D	Broad-spectrum linear transducer	Small Parts, Vascular, Intraoperative	25 mm	4-14 MHz	No	Yes
	Real-time 4D					
 RIC5-9-D	Multi-frequency real-time 4D micro-convex transducer	Obstetrics, Gynecology, Urology	145°	4-9 MHz	Single-angle, reusable	No

	Description	Applications	FOV	Bandwidth	Biopsy Guide	Volume Navigation
Real-time 4D (cont.)						
 RNA5-9-D	Multi-frequency real-time 4D micro-convex transducer	Neonatal, Pediatrics	115°	3-9 MHz	Single-angle, disposable with a reusable bracket or single-angle, reusable	No
 RAB2-5-D	Multi-frequency real-time 4D transducer	Abdominal, Obstetrics, Gynecology	85°	1-5 MHz	Single-angle, disposable with a reusable bracket or single-angle, reusable	No
 RAB4-8-D	Convex volume transducer	Abdominal, Obstetrics, Gynecology, Pediatrics	90°	2-7 MHz	Single-angle, disposable with a reusable bracket or single-angle, reusable	No
 RSP6-16-D	Multi-frequency real-time 4D linear transducer	Small Parts, Vascular, Pediatrics	38 mm	6-18 MHz	No	No
Specialty						
 P2D	CW split crystal pencil transducer	Cardiac, Vascular		2.0 MHz	No	No
 P6D	CW split crystal pencil transducer	Cardiac, Vascular		6.3 MHz	No	No
 6Tc	TEE transducer	Cardiac	90°	3-8 MHz	No	No

GE Healthcare  
9900 Innovation Drive  
Wauwatosa, WI 53226  
U.S.A.

[www.gehealthcare.com](http://www.gehealthcare.com)



©2010 General Electric Company – All rights reserved.

General Electric Company reserves the right to make changes in specifications and features shown herein, or discontinue the product described at any time without notice or obligation. Contact your GE Representative for the most current information.

GE, GE Monogram and LOGIQ are trademarks of General Electric Company.

GE Medical Systems Ultrasound & Primary Care Diagnostics, LLC, a General Electric company, doing business as GE Healthcare.