



1st stage automatic change-over decompression station ($Q = 90 \text{ Nm}^3/\text{h}$)

IDENTIFICATION

- ▶ 1st stage pneumatic change-over decompression station for medical gas distribution, max flow rate $90 \text{ Nm}^3/\text{h}$
- ▶ Pressure monitoring by means of pressure transducers or pressure switches (optional)
- ▶ Working source sensor integrated into the automatic change-over
- ▶ Provision for integration of alarm module in IP56 cabinet
- ▶ Mounted on galvanized and painted steel frame
- ▶ Cover panel with window for constant monitoring of pressure gauges and alarm module
- ▶ Laser-marking plate indicating production lot and product code



CE MARKING

Notified body: 0426

CE marking in risk class II B, according to Directive 93/42/EEC


REFERENCE STANDARD

ISO 10524-2: "Pressure regulators for use with medical gases - Part 2: Manifold and line pressure regulators"

ISO 7396-1: "Medical gas pipeline systems - Part 1: Pipeline systems for compressed medical gases and vacuum"

ISO 15001: "Anaesthetic and respiratory equipment. Compatibility with oxygen"

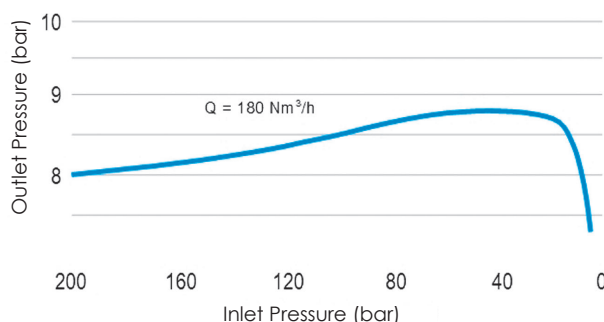
* Validity of the standards is referred to the current year



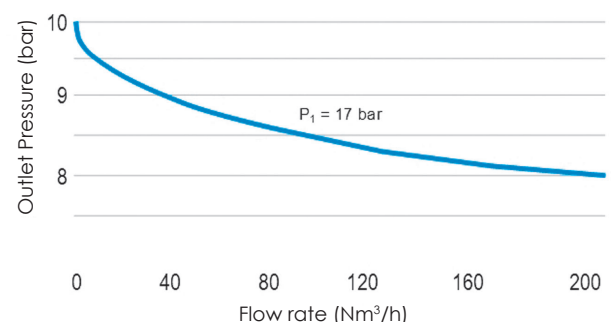
- ▶ Pressure regulator maximum flow rate: $180 \text{ Nm}^3/\text{h}$
- ▶ Inlet connections: W 21.7 x 1/14" male
- ▶ Maximum inlet pressure: 220 bar
- ▶ Outlet pressure: $8 \div 10 \text{ bar}$
- ▶ Outlet connection: $\varnothing=16 \times 1 \text{ mm}$ copper pipe
- ▶ Change-over Δp for automatic switching of sources: $2.0 \pm 0.2 \text{ bar}$

- ▶ Safety valve opening pressure: 14 bar
- ▶ Storage and working temperature: $-20^\circ\text{C} \div +60^\circ\text{C}$
- ▶ Inlet pressure gauges precision class and scale: 2.5; $0 \div 315 \text{ bar}$ ($0 \div 160 \text{ bar}$ for N_2O and CO_2)
- ▶ Outlet pressure gauges precision class and scale: 2.5; $0 \div 16 \text{ bar}$
- ▶ Inlet degree of filtration: $\leq 24 \mu\text{m}$

PRESSURE CHARACTERISTIC, $Q_1 = 180 \text{ Nm}^3/\text{h}$
FOR THE STATION PRESSURE REGULATOR



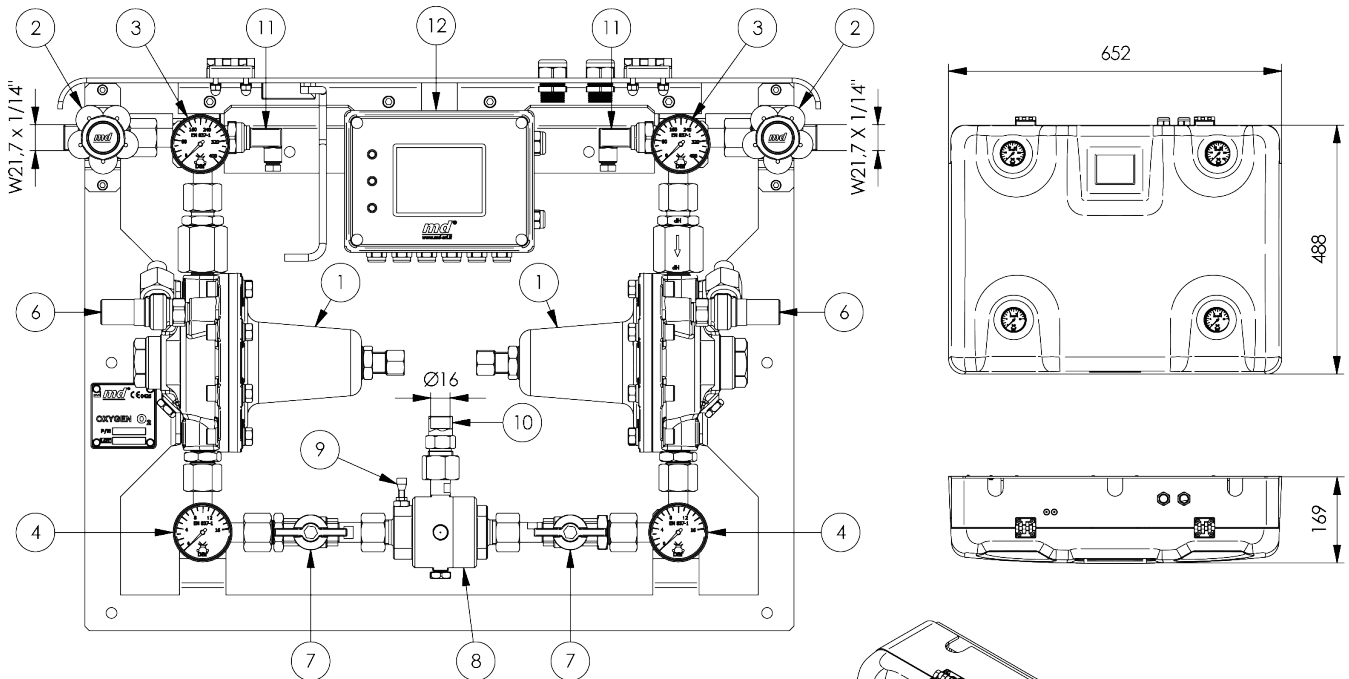
PRESSURE/FLOW RATE CHARACTERISTIC, $P_1 = 17 \text{ bar}$





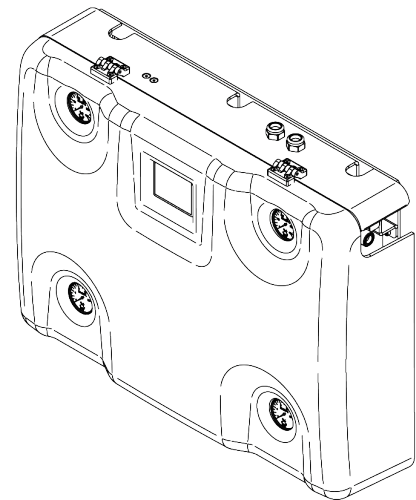
1st stage automatic change-over decompression station (Q = 90 Nm³/h)

DIMENSIONS



KEY:

1. Pressure regulator
2. Hp inlet valve
3. High pressure gauge
4. Low pressure gauge
5. Filter
6. Safety valve with outlet fitting for Ø=14mm pipe welding
7. Shut-off valve
8. Automatic change-over
9. Working manifold sensor
10. Outlet fitting for pipe welding
11. (optional) Pressure transducer or HP pressure switch
12. (optional) TFT alarm module or LED alarm module



CODE	GAS	OPTIONS			PACKAGING		
		PRESSURE TRANSDUCER		PRESSURE SWITCH	type	cm	kg
		CODE	SCALE	CODE			
PF-5101-00O2	O ₂	KT-2210-0250	0-250 bar	KT-2200-HWA1	box	55 x 23 x 72	30.5
PF-5101-00AC	Air	KT-2210-0250	0-250 bar	20 bar calibraton	box	55 x 23 x 72	30.5
PF-5101-0N2O	N ₂ O	KT-2210-0100	0-100 bar	KT-2200-HWB2	box	55 x 23 x 72	30.5
PF-5101-0CO2	CO ₂	KT-2210-0100	0-100 bar	11 bar calibraton	box	55 x 23 x 72	30.5

