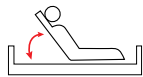


- EN** Manual hospital bed 90 cm
- F** Lit d'hôpital manuel 90 cm
- ES** Cama de hospital manual 90 cm
- P** Cama hospitalar manual 90 cm

**2 cranks - 3 junctures**

Cod. **MP091**

Bed function



max 80°  
backrest



max 40°  
legrest



**ibisco<sub>2</sub>**

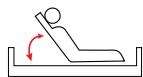


Bed sections dimension

Cod. **MP093**

*Demountable*

Bed function



max 80°  
backrest



max 40°  
legrest



**ibisco<sub>2s</sub>**



Bed sections dimension

Steel powder coated tubular frame 40x20mm. Electro-welded steel wired bed frame, suitable for every kind of mattress. Powder coated steel bedhead and footboard. Sturdy MDF 11 mm boards. According to UNI CEI EN 60601-2-52 for medical beds.

Technical features

IBISCO				
Product code	MP091		MP093	
WEIGHT AND DIMENSION				
	Bed	Bed frame	Bed	Bed frame
W:	204 cm	198 cm	204 cm	198 cm
D:	90 cm	89 cm	90 cm	89 cm
H:	93 cm (from headside)	46 cm (bed frame to ground)	93 cm (from headside)	46 cm (bed frame to ground)
	135 Kg	-	135 Kg	-
	37 Kg	-	37 Kg	-
	W: 203 x D: 94 x H: 9 cm	-	W: 108 x D: 97 x H: 15,5 cm	-



**Cod. MP180** Anodized aluminium reversible bedside rails  
Bedrail length **170 cm**, total length **195 cm**, maximum extension length **222 cm**,  
hooking maximum length **210 cm**,  $\varnothing$  **2,5 cm**, bedside rail height **43cm**



**Cod. MP181** White painted steel reversible bedside rails  
Bedrail length **170 cm**, total length **195 cm**, maximum extension length **222 cm**,  
hooking maximum length **210 cm**,  $\varnothing$  **2,5 cm**, bedside rail height **43cm**



**Cod. M1097**  
Stand model patient lift built in reinforced painted tube  $\varnothing$  3 cm external - maximum loading weight 75 kg

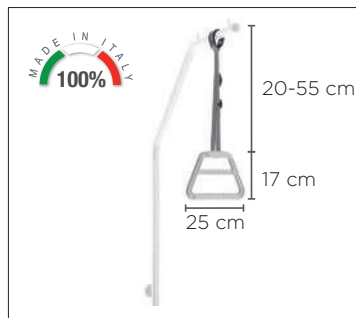


**Cod. M1095**  
Bed patient lift in reinforced painted steel tube  $\varnothing$  3 cm external - maximum loading weight 75 kg

**Cod. M1096**  
IV pole  
(not illustrated)



## Spare parts



**Cod. M1055**  
Only handle with belt

**EN** Expanded polyurethane mattress - NON FIRE RESISTANT  
**F** Matelas en polyuréthane expansé - NON IGNIFUGE  
**ES** Colchón de poliuretano expandido - NO IGNIFUGO  
**P** Colchão de poliuretano expandido - NÃO RESISTENTE AO FOGO

**LATEX FREE**

### 1 section - Without cover

Cod. **ST625/6**

190x85 cm  
h 10 cm

Cod. **ST625/1**

190x85 cm  
h 14 cm

Cod. **ST625/2**

190x120 cm  
h 14 cm

**D25**  
Kg/m<sup>3</sup>



### 3 sections - Without cover

**D25**  
Kg/m<sup>3</sup>

Cod. **ST625/7**

63x85 cm  
h 10 cm

Cod. **ST625/3**

63x85 cm  
h 12,5 cm

Cod. **ST625/4**

63x85 cm  
h 14 cm

Cod. **ST625/5**

63x120 cm  
h 14 cm



#### Technical features

WEIGHT AND DIMENSION					
Product codes	W:	D:	H:	kg	kg
<b>ST625/6</b>	85 cm	10 cm	4 kg	kg	
<b>ST625/1</b>	190 cm	85 cm	14 cm	5,7 kg	150 kg
<b>ST625/2</b>	120 cm	14 cm	7,9 kg	150 kg	

WEIGHT AND DIMENSION					
Product codes	W:	D:	H:	kg	kg
<b>ST625/7</b>	183 cm	85 cm	10 cm	4 kg	100 kg
<b>ST625/3</b>		85 cm	12,5 cm	5,3 kg	120 kg
<b>ST625/4</b>	190 cm	85 cm	14 cm	5,7 kg	150 kg
<b>ST625/5</b>		120 cm	14 cm	7,9 kg	150 kg

#### Mattress covers

**Polyester+polyurethane cover**, elastic, perspiring, waterproof, anti-bacterial, washable at 95°, zipper on 3 sides.

##### Fire resistant

Cod. <b>STA110/1</b> 190 x 85 x 14h cm	Cod. <b>STA110/3</b> 63 x 85 x 12,5h cm	Cod. <b>STA110/5</b> 63 x 120 x 14h cm
Cod. <b>STA110/2</b> 190 x 120 x 14h cm	Cod. <b>STA110/4</b> 63 x 85 x 14h cm	Cod. <b>STA110/6</b> 190 x 85 x 12,5h cm

**Polyester cover**, elastic, perspiring, warm washable, zipper on 3 sides.

##### Non fire resistant

Cod. <b>STA100/1</b> 190 x 85 x 14h cm	Cod. <b>STA100/3</b> 63 x 85 x 12,5h cm	Cod. <b>STA100/5</b> 63 x 120 x 14h cm
Cod. <b>STA100/2</b> 190 x 120 x 14h cm	Cod. <b>STA100/4</b> 63 x 85 x 14h cm	Cod. <b>STA100/6</b> 190 x 85 x 12,5h cm