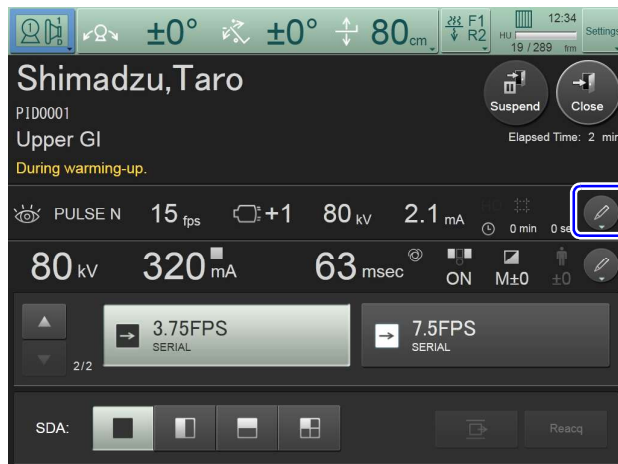





### ■ Setting Fluoroscopy Tube Voltage Manually

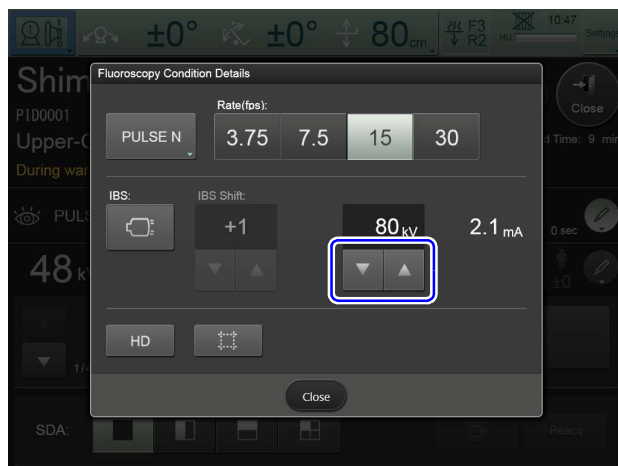
- 1 Press the upper  icon on the touch panel.



The [Fluoroscopy Condition Details] screen is displayed.

- 2 Press  or  to adjust fluoroscopy tube voltage.

When  is lit, press it to turn off IBS.



Fluoroscopy tube voltage falls within a range of 50 to 120 kV.

Fluoroscopy tube current is automatically adjusted in connection with fluoroscopy tube voltage.

- 3 Press [Close] when the settings are completed.  
The [Fluoroscopy Condition Details] screen closes.