

NaviCross™

Support Catheter

Description

Supporting Your Success


NaviCross™ Support Catheter is dedicated to reach and cross complex lesions in challenging anatomy during femoro-popliteal and below-the-knee interventions.

Characteristics



Stainless Steel Double-Braiding

Highly kink-resistant with great torque control and optimal push transition from proximal shaft to distal tip¹



Small Crossing Profile

Provides seamless guidewire-to-catheter transition leading to high support and successful lesion crossing¹



Hydrophilic Mcoat™

ensures best-in-class trackability in challenging anatomy and great crossability of complex lesions¹

Three Radiopaque Markers

Provides high visibility¹

Facilitates accurate assessment of position and intraluminal measurement of stent and balloon sizes

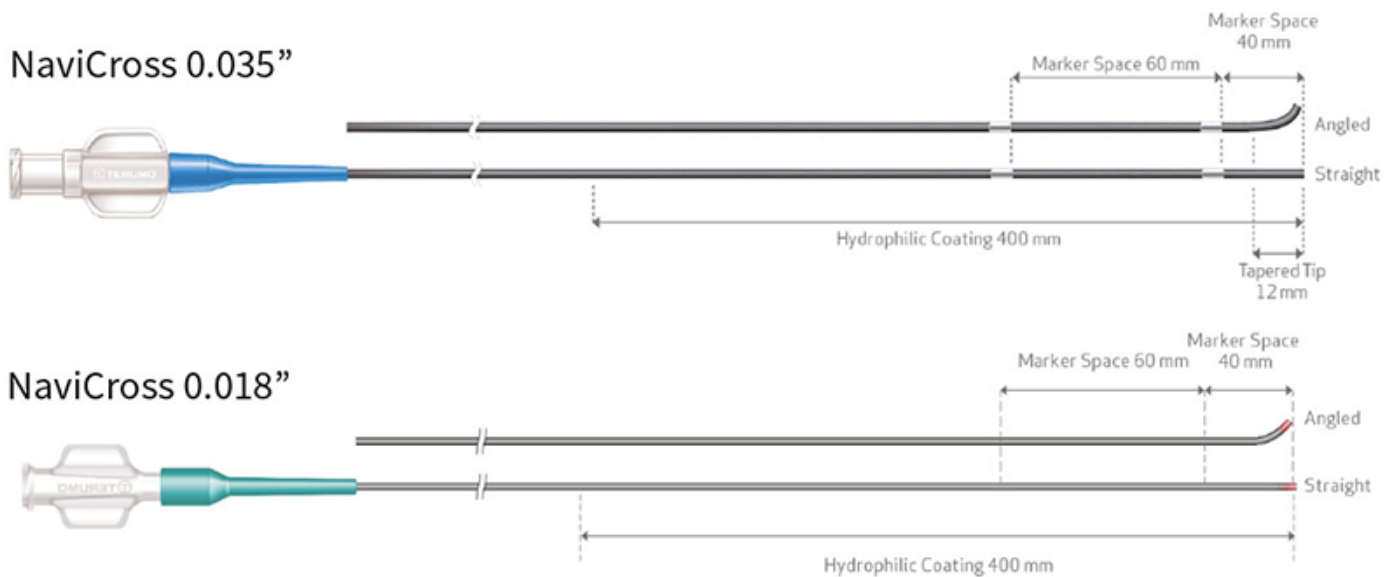
On this page:

Description	Characteristics	Preparation	Clinical evidence
General specifications	Item specifications		



Telescope Technique

NaviCross 0.018" can be smoothly advanced through NaviCross 0.035" with a seamless transition, to offer more pushability² when tracking difficult stenoses and the ability to reach more distal lesions



Preparation

Video instructions

On this page: [Description](#) [Characteristics](#) [Preparation](#) [Clinical evidence](#)

[General specifications](#) [Item specifications](#)

"This is a recording of the webinar Treatment Strategies for Complex Femoropopliteal Lesions given during the CIRSE Congress 2020 to allow healthcare professionals to watch the event on demand. This recording is to be used for training purposes only and in no case intended for the general public. Any claims and views expressed in this video reflect solely the speaker's own experiences or opinions and do not necessarily reflect the position of Terumo. No part of the recording may be reproduced, distributed, transmitted in any form or by any means, electronic or manually, without the prior written consent of Terumo Europe NV."

On this page: [Description](#) [Characteristics](#) [Preparation](#) [Clinical evidence](#)

[General specifications](#) [Item specifications](#)

"This is a recording of the webinar BTK Revascularisation: How to be Successful given during the CIRSE Congress 2020 to allow healthcare professionals to watch the event on demand. This recording is to be used for training purposes only and in no case intended for the general public. Any claims and views expressed in this video reflect solely the speaker's own experiences or opinions and do not necessarily reflect the position of Terumo. No part of the recording may be reproduced, distributed, transmitted in any form or by any means, electronic or manually, without the prior written consent of Terumo Europe NV."

Terumo Europe @ Incathlab symposium

Below Knee Angioplasty

External Iliac Angioplasty and SFA Sub-Intimal Recanalization


[See all clinical evidence >](#)

On this page: [Description](#) [Characteristics](#) [Preparation](#) [Clinical evidence](#)

[General specifications](#) [Item specifications](#)

General specifications

Braiding	Double-braided stainless steel
Wire compatibility	0.035"/0.89 mm, 0.018"/0.46 mm
Outer diameter	4 Fr (NaviCross 0.035") 2.6 Fr (NaviCross 0.018")
Catheter length	65, 90, 135, 150 cm
Hydrophilic coating	M Coat™, 40 cm distally
Markers	3 radiopaque markers: 1 mm from tip – 40 mm and 60 mm from precedent marker
Tip Shape	Straight and 30° Angled

 [Enlarge table](#)

Item specifications

NaviCross 0.035"	0.035" / 0.89 mm Wire compatibility	65 cm	90 cm	135 cm	150 cm
------------------	-------------------------------------	-------	-------	--------	--------

Tip Shape	Straight	WS*NS350G3HM	WS*NS35093HM	WS*NS350N3HM	WS*NS35153HM
	Angled	WS*NA350G3HM	WS*NA35093HM	WS*NA350N3HM	WS*NA35153HM

🔍 Enlarge table

NaviCross 0.018"	0.018" / 0.46 mm Wire compatibility	65 cm	90 cm	135 cm	150 cm
Tip Shape	Straight	PN*NS180G3HM	PN*NS18093HM	PN*NS180N3HM	PN*NS18153HM
	Angled	PN*NA180G3HM	PN*NA18093HM	PN*NA180N3HM	PN*NA18153HM

🔍 Enlarge table

On this page: [Description](#) [Characteristics](#) [Preparation](#) [Clinical evidence](#)


[General specifications](#) [Item specifications](#)

Do you need more info about this product?

Our sales representatives are here for you.

Contact us

Related products



Radifocus™ Obturator
Accessory



Glidesheath Slender™
Introducer



TR Band™
Radial Artery Compression Device



FemoSeal™
Vascular Closure System

Didn't find your product?

Consult our products in our [Product Index](#)



On this page: [Description](#) [Characteristics](#) [Preparation](#) [Clinical evidence](#)

[General specifications](#) [Item specifications](#)