

IPG12, IPG24, IPGE06, IPGE18

MICROPHONE BASES

Depending on the model, Inim Electronics microphone bases can be used for voice announcements in PA systems (Public Address systems) in non-emergency conditions, or for the management of internal evacuation communicated through a voice emergency system. They are equipped with configurable buttons for selecting zones or sound sources as well as LEDs that report the status of the associated zones. They must be connected to the IFAMEVAC audio matrix module of the Previdia control panel via cat. 5E SF/UTP cable on the two distinct lines (A/B PAGER lines). They also receive power from these lines, which can also be supplied by an optional external 24V power supply.



TECHNICAL SPECIFICATIONS

Main features

- Connection to the IFAMEVAC module through two distinct lines via cat. 5E SF/UTP cable
- Maximum 64 microphone bases for each line
- Power supply from line (maximum 1A) or by local power supply (IPS24024DT)
- Configurable buttons for the selection of groups of audio zones or for retrieving pre-recorded message
- Signalling LEDs for each configured zone
- XLR 3P receptacle connector for microphone
- Voice filter option ("speech filter")
- Layout for recessed installation on counter spaces

Available models

IPG12

- 12 configurable buttons
- Audio start button disengages on release of button
- Audio start button actuation maintained until pressed again



IPG24

- 24 configurable buttons
- Audio start button disengages on release of button
- Audio start button actuation maintained until pressed again



IPGE06

- 6 configurable buttons
- Audio zone status LED indicators (alert, fault, bypassed)
- Audio start button disengages on release of button
- Audio start button actuation maintained until pressed again
- Buttons and LEDs with emergency evacuation functions (as per Previdia control panel)
- Can be housed in an IPGECAB-S metal cabinet



IPGE18

- 18 configurable buttons
- Audio zone status LED indicators (alert, fault, bypassed)
- Audio start button disengages on release of button
- Audio start button actuation maintained until pressed again
- Buttons and LEDs with emergency evacuation functions (as per Previdia control panel)
- Can be housed in an IPGECAB-D metal cabinet



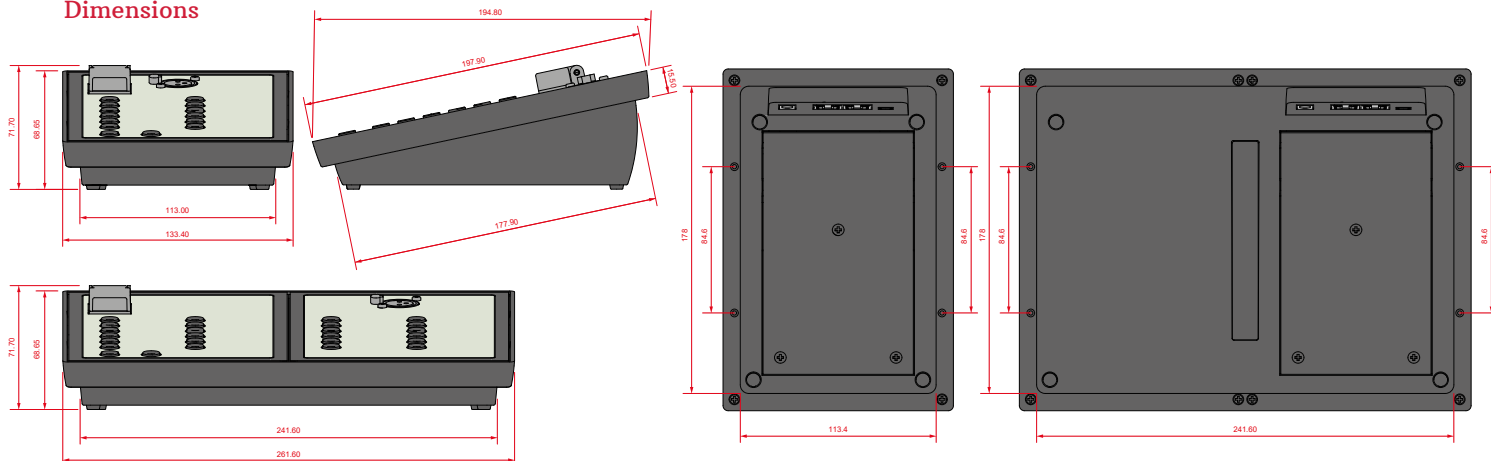
Electrical specifications

Power supply voltage	20 -30 V $\overline{\text{---}}$ (power supply from line or from local power supply)
Maximum current draw	25 mA
Connection	Double shielded cat. 5e SF/UTP cable
Maximum distance	500 m

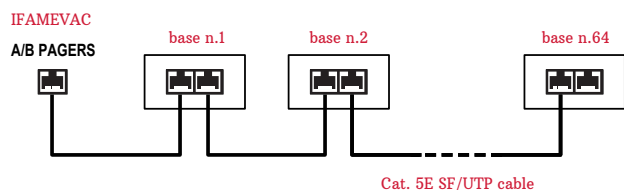
Mechanical specifications

	IPG12, IPGE06	IPG24, IPGE18
Dimensions	134 x 72 x 195 mm	262 x 72 x 195 mm
Weight	720 g	1000 g
Enclosure	material	Plastic
	colour	dark-grey
	flame class	UL 94 V-2

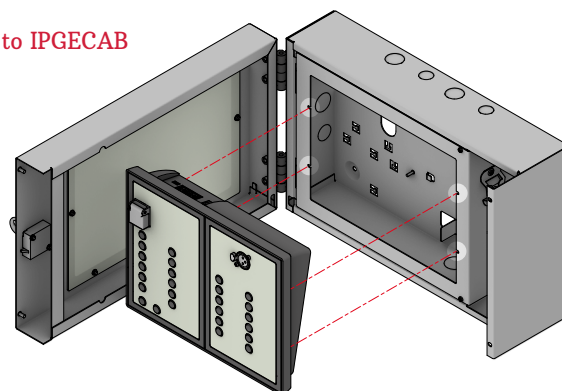
Dimensions



Microphone bases connection



Mounts to IPGECAB



ORDER CODES

- IPG14** Standard microphone bases with 12 selection buttons
- IPG24** Standard microphone bases with 24 selection buttons
- IPGE06** Emergency microphone base with 6 selection buttons
- IPGE18** Emergency microphone base with 18 selection buttons

Accessories

- IPG-GOOSENECK** Flexible gooseneck microphone stand XLR connector.
- IPG-PTT** PTT microphone for use on the front panel or with emergency microphone bases. XLR connector.
- IPGECAB** Metal cabinet for housing IPGE06 or IPGE18 emergency microphone bases. Plexiglass door, lock that can be opened with the same unlock button of the control panels. Can house an IPS24060 optional EN54-4 power supply module (not supplied) and the backup batteries.
 - **IPGECAB-S**, cabinet model for IPGE06 microphone bases
 - **IPGECAB-D**, cabinet model for IPGE18 microphone bases



Centobuchi, via Dei Lavoratori 10
63076, Monteprandone (AP), ITALY
Tel. +39 0735 705007 _ Fax +39 0735 704912

info@inim.biz _ www.inim.biz

Inim distributor's stamp and signature