



**VITREORETINAL PRODUCT CATALOG**

*Specialists in Retina*

EUR

**Alcon<sup>®</sup>**



## **CONSTELLATION® Vision System & Accessories**

Equipment and Accessories  
Surgical Packs and Disposables



## **ACCURUS® Surgical System & Accessories**

Equipment and Accessories  
Surgical Packs and Disposables



## **PUREPOINT® Laser & Accessories**

Equipment and Accessories  
Laser Probes



## **Illumination Accessories**

Endoilluminators  
Illumination Accessories



## **Hand-Held Instrumentation**

GRIESHABER® Disposable Scissors & Forceps  
GRIESHABER® Disposable Accessories  
Specialty Instruments



## **Gases, Tamponades & Solutions**

Gases, Tamponades & Solutions for Intraocular Use



## **General Information & Ordering**

How to Order  
Technical Support



constellation®  
VISION SYSTEM

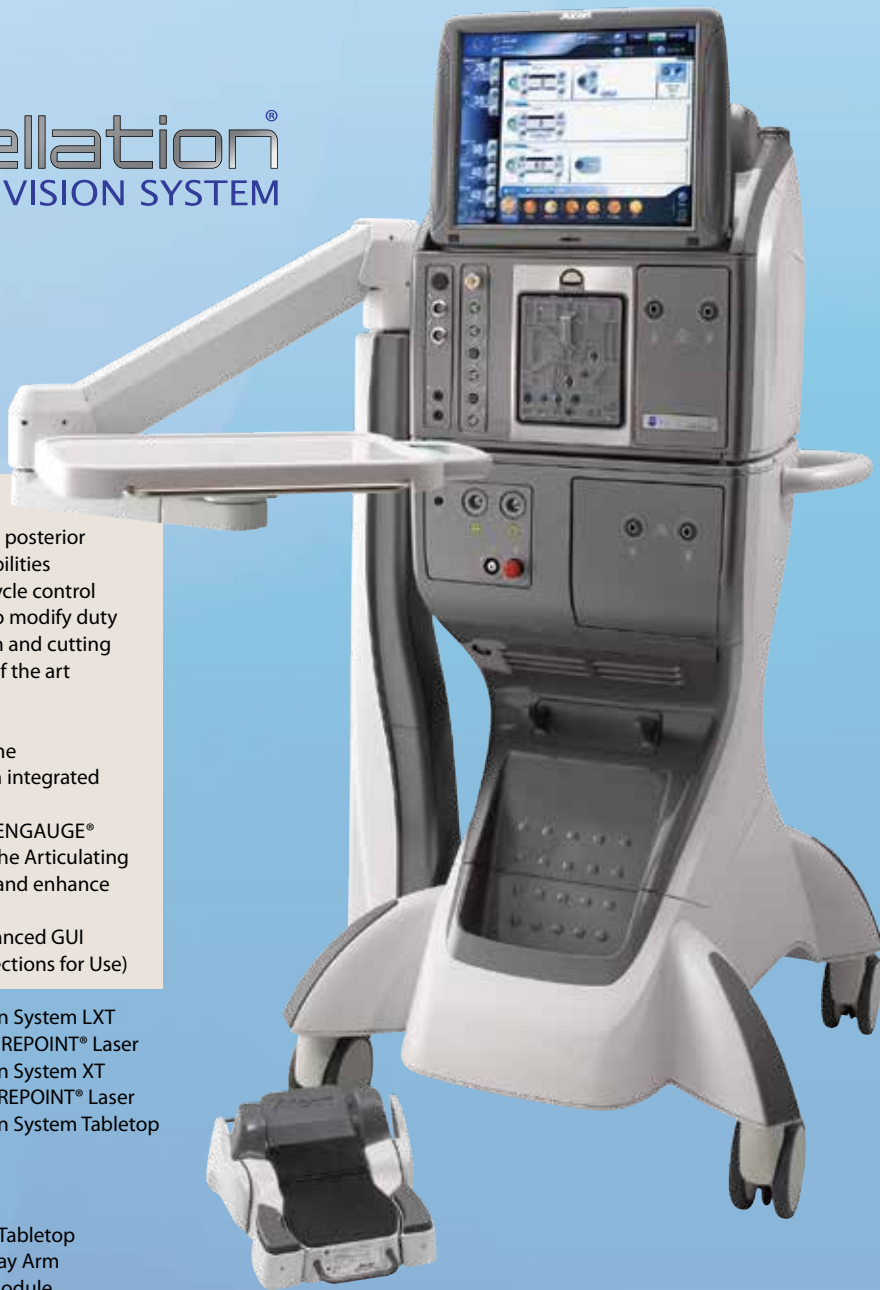
- Experience the ULTRAVIT® 5000 cpm probe with surgeon controlled duty cycle to reduce iatrogenic tears and post-op complications<sup>1</sup>
- Trust in integrated and stable IOP compensation<sup>2</sup>
- Enhance patient outcomes and achieve faster visual recovery with ALCON® MIVS™ platforms<sup>3</sup>
- Increase efficiency during cataract removal with OZil® Torsional Handpiece<sup>4,6</sup>
- Improve your OR set up time by 36% with V-LOCITY® Efficiency Components<sup>5</sup>



1. Rizzo S, et al. Effectiveness of Ultrahigh-Speed 25-Gauge System. *Retina*. 2011; Vol. 31; No. 10.  
2. Riemann CD, et al. Prevention of intraoperative hypotony during vitreoretinal surgery: An instrument comparison. ASRS. Poster Presentation, 2010.  
3. Nagpal M, et al. Comparison of clinical outcomes and wound dynamics of sclerotomy ports of 20, 25, and 23 gauge vitrectomy. *Retina*. 2009; 29 (2):225-231.  
4. Davison JA. Cumulative tip travel and implied follow ability of longitudinal and torsional phacoemulsification. *J Cataract Refract Surg*. 2008; 34:986-990.  
5. Alcon data on file 954-0000-004.  
6. Fernández de Castro, L. E. et al. (2010). Bead-flow pattern: Quantization of fluid movement during torsional and longitudinal phacoemulsification. *J Cataract Refract Surg*. 36(6): 1018-1023.



# constellation<sup>®</sup> VISION SYSTEM



## CONSTELLATION<sup>®</sup> Vision System

Full-function vitreoretinal system with complete posterior segment and anterior segment procedure capabilities

- The ULTRAVIT<sup>®</sup> vitrectomy probe with duty cycle control provides high speed cutting and the ability to modify duty cycle for flow control independent of vacuum and cutting
- Advanced Xenon Illuminator provides state of the art illumination for visualizing tissues
- Embedded 532nm PUREPOINT<sup>®</sup> Laser offers advanced laser technology controlled from the CONSTELLATION<sup>®</sup> Vision System screen for an integrated surgical experience
- V-LOCITY<sup>®</sup> Efficiency Components including ENGAUGE<sup>®</sup> RFID<sup>\*</sup>, Auto-infusion Valve, Auto Gas Fill and the Articulating Tray Arm are designed to optimize OR setup and enhance the surgical experience
- 17" Articulating touch panel screen with advanced GUI (Graphic User Interface) and video DFUs (Directions for Use)

- 8065751550 | 1 each | CONSTELLATION<sup>®</sup> Vision System LXT includes embedded PUREPOINT<sup>®</sup> Laser
- 8065751548 | 1 each | CONSTELLATION<sup>®</sup> Vision System XT without embedded PUREPOINT<sup>®</sup> Laser
- 8065751150 | 1 each | CONSTELLATION<sup>®</sup> Vision System Tabletop

### SYSTEM COMPONENTS | 1 each

- 8065751150 | CONSTELLATION<sup>®</sup> Vision System Tabletop
- 8065751559 | CONSTELLATION<sup>®</sup> Articulating Tray Arm
- 8065751450 | PUREPOINT<sup>®</sup> Embedded Laser Module
- 8065751451 | CONSTELLATION<sup>®</sup> Base Unit
- 8065751452 | CONSTELLATION<sup>®</sup> Auxiliary Illuminator
- 8065750977 | CONSTELLATION<sup>®</sup> Footpedal (includes cable)
- 8065750968 | CONSTELLATION<sup>®</sup> Remote Control

### REPLACEMENT PARTS | 1 each

- 8065751025 | CONSTELLATION<sup>®</sup> Operators Manual
- 8065750254 | Memory Card
- 8065751507 | Monolith Dust Cover
- 8065751508 | Tabletop Dust Cover

### STAND ALONE COMPONENTS

- 8065751163 | Disposable Tray Arm Cover | 6/box
- 20000TP | Remote Control Transfer Pouch | 6/box

*\*RFID-Radio Frequency Identification Device*

*Contact your local Alcon Representative to learn availability for your country/region*

CONSTELLATION<sup>®</sup> VISION SYSTEM



See the last page of this section for Important Safety Information about these products.



### CONSTELLATION® Fragmentation Hand Piece

- Lightweight, improved ergonomic design

8065750888 | 1 each

#### STAND ALONE COMPONENTS

8065750958 | CONSTELLATION® Fragmentation Pak | 20 Gauge | 6/box

8065803602 | Sterilization Tray (U/S & Fragmentation Hand Piece) | 1 each



### OZil® Torsional Handpiece

The unique OZil® Torsional handpiece is the only phaco device that features side-to-side oscillating ultrasonic movement. The result is a wide range of exceptional benefits during phacoemulsification procedures.

- Reduces repulsion
- Improves followability
- Improves thermal safety profile
- Small and lightweight handpiece

8065750469 | 1 each

See Anterior Pack and Stand Alone Components options in this section



### Auto Gas Fill

- V-LOCITY® efficiency component
- Automatic purge and fill of syringe with undiluted C<sub>3</sub>F<sub>8</sub> or SF<sub>6</sub> gases
- Designed to simplify the gas fill process
- ENGAUGE® RFID
- Sterile, single-use

8065751014 | Auto Gas Fill Pack | 6/box

See Tamponade/Gases & Solutions section for details on CONSTELLATION® System Gases

### CONSTELLATION® VFC Pak

- Sterile pack for injection and extraction of silicone oil
- Includes: VFC Syringe Adaptor with ENGAUGE® RFID, 10cc Syringe Barrel, Syringe Stopper, 20 Gauge Cannula, 23 Gauge Cannula, 25 Gauge Cannula, High Speed Extraction Sleeve, Push Rod
- ENGAUGE® RFID
- Sterile, single-use

8065750957 | 6/box

20 23 25



### CONSTELLATION® Pneumatic Hand Piece, DSP

- Designed for use with 20, 23, 25, or 27+° Gauge GRIESHABER® Advanced DSP tips
- Lightweight, ergonomic handle with superior control of actuation through the footpedal
- Single-cut or multi-cut scissors actuation similar to MPC
- Proportional control also available for scissors or forceps
- ENGAUGE® RFID
- Sterile, single-use

725.01 | 6/box


### Diathermy Probe, DSP

- Designed to selectively coagulate tissue
- Pointed 30° tip for optimal visualization
- Ergonomic handle design
- For use on the CONSTELLATION® Vision System or ACCURUS® Surgical System

339.31 | 27+° | 6/box\*

8065128402 | 12' Reusable Bipolar Silicone Cable | 1each CE

20 23 25 27+



See Hand-Held Instrumentation section for details on GRIESHABER® DSP Tips.

Gauge 20 23 25 25+ 27+



\*Future Release

Contact your local Alcon Representative to learn availability for your country/region

## 23 Gauge



### CONSTELLATION® Vitrectomy TOTAL PLUS® Pak

#### Non-Valved Contents Include:

- 23 Gauge ULTRAVIT® Vitrectomy Probe
- Cassette/Drain Bag
- 23 Gauge Endoilluminator
- 4 mm Infusion Cannula
- EDGEPLUS® Trocar/Cannula Sets
- 23 Gauge Plugs (3)
- GFI Administration Tubing Set
- Infusion Tubing Set with Auto-Infusion Valve
- Auxilliary Aspiration Tubing
- Sterile Front Panel Drape
- 3-way Stopcock
- 20 cc Syringe



### CONSTELLATION® Combined Procedure Pak

#### Non-Valved Contents Include:

- 23 Gauge ULTRAVIT® Vitrectomy Probe
- Cassette/Drain Bag
- 23 Gauge Endoilluminator
- 4 mm Infusion Cannula
- EDGEPLUS® Trocar/Cannula Sets
- 23 Gauge Plugs (3)
- GFI Administration Tubing Set
- Infusion Tubing Set with Auto-Infusion Valve
- Irrigation/Aspiration Tubing Set
- Sterile Front Panel Drape
- 3-way Stopcock
- 20 cc Syringe
- Test Chamber
- I/A Tip Wrench
- Irrigation Sleeves (2) with BSI (1)

### CONSTELLATION® Vitrectomy TOTAL PLUS® Pak

- Straight Endoilluminator



23

- 8065751058 | 5000 CPM | 6/box
- 8065751900 | 5000 CPM | Valved Cannulas | 6/box
- 8065751613 | 7500 CPM | Valved Cannulas | 6/box\*

#### STAND ALONE COMPONENTS | 6/box

- CONSTELLATION® ULTRAVIT® 23 Gauge Vitrectomy Probe
- 8065750949 | 5000 CPM
- 8065751571 | 7500 CPM\*
- 8065750957 | CONSTELLATION® VFC Pak
- 8065750842 | 23G Small Parts Kit (Includes infusion cannula and plugs set)
- 8065750837 | 23G Plugs

#### OTHER PACK OPTIONS | 6/box

- 8065751516 | CONSTELLATION® Basic Pak with 23 Gauge Vitrectomy Probe\*
- 8065751885 | CONSTELLATION® Basic Combined Procedure Pak\*

### CONSTELLATION® Combined Procedure Pak

- Straight Endoilluminator
- Tipless



23

- 8065751077 | 5000 CPM | 0.9 mm | 6/box
- 8065751908 | 5000 CPM | Valved Cannulas | 0.9 mm | 6/box
- 8065751765 | 7500 CPM | Valved Cannulas | 0.9 mm | 6/box\*

#### STAND ALONE COMPONENTS | 12/box

- 8065750841 | 23G Infusion Cannula (no priming tray)
- 8065752149 | 23G Infusion Cannula with priming tray\*
- 8065752150 | 23G Sutured Infusion Cannula with priming tray\*
- 8065750914 | Infusion Tubing Set with Auto-Infusion Valve
- 8065750917 | Auxilliary Aspiration Tubing
- 8065750918 | Irrigation/Aspiration Tubing Set
- 8065750920 | GFI Administration Tubing Set
- 8065751585 | 4 mm EDGEPLUS® Valved Entry System (1 ct)
- 8065751657 | 4 mm EDGEPLUS® Valved Entry System (3 ct)
- 8065751800 | 6 mm EDGEPLUS® Valved Entry System (1 ct)
- 8065751801 | 6 mm EDGEPLUS® Valved Entry System (3 ct)
- 8065751446 | 4 mm EDGEPLUS® Trocar/Cannula Set (1 ct)
- 8065751447 | 4 mm EDGEPLUS® Trocar/Cannula Set (3 ct)
- 8065751444 | 6 mm EDGEPLUS® Trocar/Cannula Set (1 ct)
- 8065751445 | 6 mm EDGEPLUS® Trocar/Cannula Set (3 ct)

See Illumination Accessories Section  
for Stand Alone Endoilluminators

Contact your local Alcon Representative to learn availability  
for your country/region

\*Future Release



# EDGE PLUS<sup>®</sup> BLADE

## Valved Entry System



*Valved cannula provides a closed system, eliminating the need for plugs and decreasing instrument exchanges*

- EDGEPLUS<sup>®</sup> blade delivers a flat linear incision
- Cannula removes easily from trocar after insertion without secondary instrument
- Low friction silicone valves designed for smooth instrument exchange
- Locking mechanism on trocar hub provides for rotational control of cannula during insertion



Vent is provided with each set for cases that require normalizing pressure (e.g. silicone oil or perfluorocarbon liquids).

CONSTELLATION<sup>®</sup> 25+<sup>®</sup> SURGICAL PACKS



23G VALVED ENTRY SYSTEM



25G VALVED ENTRY SYSTEM



27+<sup>®</sup> VALVED ENTRY SYSTEM

Contact your local Alcon Representative to learn availability for your country/region



constellation<sup>®</sup>  
VISION SYSTEM



# 25+® Products



## CONSTELLATION® Vitrectomy TOTAL PLUS® Pak

### Non-Valved Contents Include:

- 25+® ULTRAVIT® Vitrectomy Probe
- Cassette/Drain Bag
- 25+® Endoilluminator
- EDGEPLUS® Trocar/Blade
- Scleral Plugs (3)
- GFI Administration Tubing Set
- Infusion Tubing Set with Auto-Infusion Valve
- Auxilliary Aspiration Tubing
- Sterile Front Panel Drape
- 3-way Stopcock
- 20 cc Syringe

## CONSTELLATION® Vitrectomy TOTAL PLUS® Pak

- Straight Endoilluminator



8065751462 | 5000 CPM | 6/box  
8065751902 | 5000 CPM | Valved Cannulas | 6/box

25+

### STAND ALONE COMPONENTS | 6/box

- CONSTELLATION® ULTRAVIT® 25+® Vitrectomy Probe (27 mm)  
8065751438 | 5000 CPM  
8065751570 | 7500 CPM\*
- CONSTELLATION® ULTRAVIT® 25G Vitrectomy Probe (30 mm)  
8065750950 | 5000 CPM  
8065751443 | 25G Plugs  
8065751442 | 25G Small Parts Kit (includes infusion cannula and plugs set)

### OTHER PACK OPTIONS | 6/box

- 8065751885 | CONSTELLATION® Basic Combined Procedure Pak\*



## CONSTELLATION® Combined Procedure Pak

### Non-Valved Contents Include:

- 25+® ULTRAVIT® Vitrectomy Probe
- Cassette/Drain Bag
- 25+® Endoilluminator
- EDGEPLUS® Trocar/Blade
- Scleral Plugs (3)
- GFI Administration Tubing Set
- Infusion Tubing Set with Auto-Infusion Valve
- Irrigation/Aspiration Tubing Set
- Sterile Front Panel Drape
- 3-way Stopcock
- 20 cc Syringe
- Test Chamber
- I/A Tip Wrench
- Irrigation Sleeves with BSI (1)

## CONSTELLATION® Combined Procedure Pak

- Straight Endoilluminator
- Tipless



8065751468 | 5000 CPM | 0.9 mm | 6/box  
8065751910 | 5000 CPM | Valved Cannulas | 0.9 mm | 6/box

25+

### STAND ALONE COMPONENTS | 12/box

- 8065751459 | 25G Enhanced Infusion Cannula (no priming tray)
- 8065752151 | 25G Enhanced Infusion Cannula with priming tray\*
- 8065750914 | Infusion Tubing Set with Auto-Infusion Valve
- 8065750917 | Auxilliary Aspiration Tubing
- 8065750918 | Irrigation/Aspiration Tubing Set
- 8065750920 | GFI Administration Tubing Set
- 8065751586 | 4 mm EDGEPLUS® Valved Entry System (1 ct)
- 8065751658 | 4 mm EDGEPLUS® Valved Entry System (3 ct)
- 8065751782 | 6 mm EDGEPLUS® Valved Entry System (1 ct)
- 8065751778 | 6 mm EDGEPLUS® Valved Entry System (3 ct)
- 8065751448 | 4 mm EDGEPLUS® Trocar/Cannula Set (1 ct)
- 8065751449 | 4 mm EDGEPLUS® Trocar/Cannula Set (3 ct)
- 8065751780 | 6 mm EDGEPLUS® Trocar/Cannula Set (1 ct)
- 8065751781 | 6 mm EDGEPLUS® Trocar/Cannula Set (3 ct)

See Illumination Accessories Section for Stand Alone Endoilluminators

Contact your local Alcon Representative to learn availability for your country/region

\*Future Release

Gauge 20 23 25 25+ 27+



## 25+® Short Products



### CONSTELLATION® Vitrectomy TOTAL PLUS® Pak

#### Contents Include:

- 25+® Short ULTRAVIT® Vitrectomy Probe
- Cassette/Drain Bag
- 25+® Short Endoilluminator
- 3.2 mm Sew-On Infusion Cannula
- EDGEPLUS® Trocar Blade
- Scleral Plugs (3)
- GFI Administration Tubing Set
- Infusion Tubing Set with Auto-Infusion Valve
- Auxilliary Aspiration Tubing
- Sterile Front Panel Drape
- 3-way Stopcock
- 20 cc Syringe



### CONSTELLATION® Combined Procedure Pak

#### Contents Include:

- 25+® Short ULTRAVIT® Vitrectomy Probe
- Cassette/Drain Bag
- 25+® Short Endoilluminator
- 3.2 mm Sew-On Infusion Cannula
- EDGEPLUS® Trocar Blade
- Scleral Plugs (3)
- GFI Administration Tubing Set
- Infusion Tubing Set with Auto-Infusion Valve
- Irrigation/Aspiration Tubing Set
- Sterile Front Panel Drape
- 3-way Stopcock
- 20 cc Syringe
- Test Chamber
- I/A Tip Wrench
- Irrigation Sleeves with BSI (1)

### CONSTELLATION® Vitrectomy TOTAL PLUS® Pak

- Straight Endoilluminator



25+

8065751715 | 7500 CPM | 6/box\*

#### STAND ALONE COMPONENTS | 6/box

CONSTELLATION® ULTRAVIT® 25+® Short Vitrectomy Probe (18 mm)

#### OTHER PACK OPTIONS | 6/box

8065751885 | CONSTELLATION® Basic Combined Procedure Pak\*

### CONSTELLATION® Combined Procedure Pak

- Straight Endoilluminator
- Tipless



25+

8065752070 | 7500 CPM | 0.9 mm | 6/box\*

#### STAND ALONE COMPONENTS | 12/box

- 8065751459 | 25G Enhanced Infusion Cannula
- 8065752151 | 25G Enhanced Infusion Cannula with priming tray\*
- 8065750914 | Infusion Tubing Set with Auto-Infusion Valve
- 8065750917 | Auxilliary Aspiration Tubing
- 8065750918 | Irrigation/Aspiration Tubing Set
- 8065750920 | GFI Administration Tubing Set
- 8065751586 | 4 mm EDGEPLUS® Valved Entry System (1 ct)
- 8065751658 | 4 mm EDGEPLUS® Valved Entry System (3 ct)
- 8065751782 | 6 mm EDGEPLUS® Valved Entry System (1 ct)
- 8065751778 | 6 mm EDGEPLUS® Valved Entry System (3 ct)
- 8065751448 | 4 mm EDGEPLUS® Trocar/Cannula Set (1 ct)
- 8065751449 | 4 mm EDGEPLUS® Trocar/Cannula Set (3 ct)
- 8065751780 | 6 mm EDGEPLUS® Trocar/Cannula Set (1 ct)
- 8065751781 | 6 mm EDGEPLUS® Trocar/Cannula Set (3 ct)

See Illumination Accessories Section for Stand Alone Endoilluminators

Contact your local Alcon Representative to learn availability for your country/region

\*Future Release





## CONSTELLATION® Vitrectomy TOTAL PLUS® Pak

### Valved Contents Include:

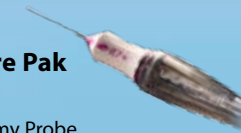
- 27+® ULTRAVIT® Vitrectomy Probe
- Cassette/Drain Bag
- 27+® Endoilluminator
- EDGEPLUS® Valved Cannula Trocar/Blade
- GFI Administration Tubing Set
- Infusion Tubing Set with Auto-Infusion Valve
- Auxilliary Aspiration Tubing
- Sterile Front Panel Drape
- 3-way Stopcock
- 20 cc Syringe



## CONSTELLATION® Combined Procedure Pak

### Valved Contents Include:

- 27+® ULTRAVIT® Vitrectomy Probe
- Cassette/Drain Bag
- 27+® Endoilluminator
- EDGEPLUS® Valved Cannula Trocar/Blade
- GFI Administration Tubing Set
- Infusion Tubing Set with Auto-Infusion Valve
- Irrigation/Aspiration Tubing Set
- Sterile Front Panel Drape
- 3-way Stopcock
- 20 cc Syringe
- Test Chamber
- I/A Tip Wrench
- Irrigation Sleeves with BSI (1)



## CONSTELLATION® Vitrectomy TOTAL PLUS® Pak

- Straight Endoilluminator



27+

8065752062 | 7500 CPM | Valved Cannulas | 6/box\*

### STAND ALONE COMPONENTS | 6/box

CONSTELLATION® ULTRAVIT® 27+® Vitrectomy Probe (27 mm)  
8065751700 | 7500 CPM\*

### OTHER PACK OPTIONS | 6/box

8065751885 | CONSTELLATION® Basic Combined Procedure Pak\*

## CONSTELLATION® Combined Procedure Pak

- Straight Endoilluminator
- Tipless



27+

8065752059 | 7500 CPM | Valved Cannulas | 0.9 mm | 6/box\*

### STAND ALONE COMPONENTS | 12/box

- 8065752173 | 27+® Enhanced Infusion Cannula with priming tray\*
- 8065750914 | Infusion Tubing Set with Auto-Infusion Valve
- 8065750917 | Auxilliary Aspiration Tubing
- 8065750918 | Irrigation/Aspiration Tubing Set
- 8065750920 | GFI Administration Tubing Set
- 8065752243 | 4 mm EDGEPLUS® Valved Entry System (1 ct)\*
- 8065751697 | 4 mm EDGEPLUS® Valved Entry System (3 ct)\*

See Illumination Accessories Section for Stand Alone Endoilluminators

Contact your local Alcon Representative to learn availability for your country/region

\*Future Release

Gauge 20 23 25 25+ 27+

## 20 Gauge



### CONSTELLATION® Vitrectomy TOTAL PLUS® Pak

Contents Include:

- 20 Gauge ULTRAVIT® Vitrectomy Probe
- Cassette/Drain Bag
- 20 Gauge Endoilluminator
- 20 Gauge MVR Blade DSP
- 4 mm Infusion Cannula
- 19 Gauge Scleral Plugs (3)
- 20 Gauge Scleral Plugs (3)
- GFI Administration Tubing Set
- Infusion Tubing Set with Auto-Infusion Valve
- Auxilliary Aspiration Tubing
- Sterile Front Panel Drape
- 3-way Stopcock
- 20 cc Syringe



### CONSTELLATION® Combined Procedure Pak

Contents Include:

- 20 Gauge ULTRAVIT® Vitrectomy Probe
- Cassette/Drain Bag
- 20 Gauge Endoilluminator
- 20 Gauge MVR Blade DSP
- 4 mm Infusion Cannula
- 19 Gauge Scleral Plugs (3)
- 20 Gauge Scleral Plugs (3)
- GFI Administration Tubing Set
- Infusion Tubing Set with Auto-Infusion Valve
- Irrigation/Aspiration Tubing Set
- Sterile Front Panel Drape
- 3-way Stopcock
- 20 cc Syringe
- Test Chamber
- I/A Tip Wrench
- Irrigation Sleeves (2) with BSI (1)

### CONSTELLATION® Vitrectomy TOTAL PLUS® Pak

- Straight Endoilluminator



8065751063 | 5000 CPM | 6/box

20

### CONSTELLATION® Combined Procedure Pak

- Straight Endoilluminator
- Tipless



8065751079 | 5000 CPM | 0.9 mm | 6/box

20

### CONSTELLATION® Vitrectomy TOTAL PLUS® Pak

- Sapphire Wide Angle Endoilluminator



8065751057 | 5000 CPM | 6/box

20

### CONSTELLATION® Combined Procedure Pak

- Sapphire Wide Angle Endoilluminator
- Tipless



8065751076 | 5000 CPM | 0.9 mm | 6/box

20

#### STAND ALONE COMPONENTS | 6/box

CONSTELLATION® ULTRAVIT® 20 Gauge Vitrectomy Probe  
8065750948 | 5000 CPM  
8065750957 | CONSTELLATION® VFC Pak  
8065750958 | CONSTELLATION® Fragmentation Pak

#### OTHER PACK OPTIONS | 6/box

8065751515 | CONSTELLATION® Basic Pak with 20 Gauge Vitrectomy Probe\*  
8065751885 | CONSTELLATION® Basic Combined Procedure Pak\*

\*Future Release

#### STAND ALONE COMPONENTS | 12/box

8065750580 | 20G Infusion Cannula (no priming tray)  
8065752148 | 20G Infusion Cannula with priming tray\*  
8065807550 | Scleral Plugs 3-19G/3-20G  
8065750914 | Infusion Tubing Set with Auto-Infusion Valve  
8065750917 | Auxilliary Aspiration Tubing Set  
8065750918 | Irrigation/Aspiration Tubing Set  
8065750920 | GFI Administration Tubing Set  
8065912001 | 20 Gauge MVR Blade

See Illumination Accessories Section for Stand Alone Endoilluminators

Contact your local Alcon Representative to learn availability for your country/region



**constellation**<sup>®</sup>  
VISION SYSTEM

### CONSTELLATION® Phaco Surgical Paks (tipless)



- Cassette/Drain bag
- GFI Administration Tubing Set
- Irrigation/Aspiration Tubing Set
- Sterile Front Panel Drape
- Test Chamber
- I/A Tip Wrench
- Irrigation Sleeves (2) with BSI (1)

- 8065751155 | CONSTELLATION® Phaco Pak | 0.9 mm | 6/box  
 8065751158 | CONSTELLATION® Phaco Pak | 1.1 mm | 6/box  
 8065751883 | CONSTELLATION® Phaco Pak | Basic | 6/box\*

#### STAND ALONE COMPONENTS

- 8065750918 | Irrigation/Aspiration Tubing Set | 12/box  
 8065750920 | GFI Administration Tubing Set | 12/box

### CONSTELLATION® ULTRAVIT® Anterior Vitrectomy Probe



- 20 Gauge ULTRAVIT® Anterior Vitrectomy Probe
- Curved Irrigating Cannula
- ENGAUGE® RFID

- 8065751020 | 6/box  
 8065750352 | Anterior Vitrectomy Coaxial Irrigation Sleeve, DSP | 6/box

20

#### SMALL PARTS KITS | 6/box

- 8065740749 | Turbo Hex Wrench | 1 each  
 8065740842 | MICROSSMOOTH® High Infusion Sleeve Kit | 0.9 mm  
 8065740872 | MICROSSMOOTH® High Infusion Sleeve Kit | 1.1 mm  
 8065750159 | MICROSSMOOTH® Small Parts Kit | 0.9 mm  
 8065750160 | MICROSSMOOTH® Small Parts Kit | 1.1 mm  
 8065750517 | MICROSSMOOTH® Ultra Small Parts Kit | 0.9 mm  
 8065750518 | MICROSSMOOTH® Ultra Small Parts Kit | 1.1 mm  
 8065750519 | MICROSSMOOTH® Micro Small Parts Kit | 1.1 mm

#### STAND ALONE COMPONENTS | 12/box

- 8065751162 | CONSTELLATION® System replacement drain bag

Gauge 20 23 25 25+ 27+



### Threaded I/A ULTRAFLOW® S/P Tip

- 8065817801 | 1 each  
 356-1007 | I/A Tip, 0.3 mm Small Bore | 1 each  
 356-1010 | I/A Tip, 0.3 mm 45° Bend | 1 each  
 8065817002 | ULTRAFLOW® Tip Protector | 1 each  
 8065740969 | Silicone I/A Tip, 0.3 mm, Curved | 4 box  
 8065740970 | Silicone I/A Tip, 0.3 mm, Straight | 4 box

### Polymer Irrigation and Aspiration Tips


- 8065751510 | Straight Tip | 6/box  
 8065751511 | 35° Bent Tip | 6/box  
 8065751512 | Curved Tip | 6/box



### Bi-Manual I/A Set

- Set includes 1 Aspiration Hand Piece and 1 Irrigation Hand Piece

- 170.11 | Buratto Bi-Manual I/A Set - Textured | 1 each  
 170.12 | Buratto Bi-Manual I/A Set - Polished | 1 each



### ULTRAFLOW® Bi-Manual I/A Disposable Set

- Set includes 1 Aspiration Hand Piece and 1 Irrigation Hand Piece
- Sterile, single-use

- 170.71 | Textured | 6/box  
 170.72 | Polished | 6/box

### ULTRAFLOW® I/A Disposable Set with Silicone Tip

- Sterile, single-use

- 170.51 | Straight | 6/box  
 170.52 | Bent | 6/box



Contact your local Alcon Representative to learn availability for your country/region

\*Future Release



## CONSTELLATION® Vision System with PUREPOINT® Laser Brief Statement

**Indications for Use:** The CONSTELLATION® Vision System is an ophthalmic microsurgical system that is indicated for both anterior segment (i.e., phacoemulsification and removal of cataracts) and posterior segment (i.e., vitreoretinal) ophthalmic surgery.

The PUREPOINT® Laser is indicated for use in photocoagulation of both anterior and posterior segments of the eye including:

- Retinal photocoagulation, panretinal photocoagulation and intravitreal endophotocoagulation of vascular and structural abnormalities of the retina and choroid including: Proliferative and nonproliferative retinopathy (including diabetic); choroidal neovascularization secondary to age-related macular degeneration; retinal tears and detachments; macular edema, retinopathy of prematurity; choroidal neovascularization; leaking microaneurysms.
- Iridotomy/Iridectomy for treatment of chronic/primary open angle glaucoma, acute angle closure glaucoma and refractory glaucoma.
- Trabeculoplasty for treatment of chronic/primary open angle glaucoma and refractory glaucoma.
- And other laser treatments including: internal sclerostomy; lattice degeneration; central and branch retinal vein occlusion; suturelysis; vascular and pigment skin lesions.

**Caution:** Federal (USA) law restricts this device to sale by, or on the order of, a physician.

**Contraindications:** Patients with a condition that prevents visualization of target tissue (cloudy cornea, or extreme haze of the aqueous humor of the anterior chamber of vitreous humor) are poor candidates for LIO delivered laser treatments.

**Complications:** Corneal burns, inflammation, loss of best-corrected visual acuity, loss of visual field and transient elevations in intraocular pressure can occur as a result of ophthalmic laser treatment. Unintentional retinal burns can occur if excessive treatment beam power or duration is used.

### **Warnings and Precautions:**

- The disposables used in conjunction with Alcon instrument products constitute a complete surgical system. Use of disposables and handpieces other than those manufactured by Alcon may affect system performance and create potential hazards.
- Attach only Alcon supplied consumables to console and cassette luer fittings. Do not connect consumables to the patient's intravenous connections.
- Mismatch of consumable components and use of settings not specifically adjusted for a particular combination of consumable components may create a patient hazard.
- Vitreous traction has been known to create retinal tears and retinal detachments.
- The closed loop system of the CONSTELLATION® Vision System that adjusts IOP cannot replace the standard of care in judging IOP intraoperatively. If the surgeon believes that the IOP is not responding to the system settings and is dangerously high or low, this may represent a system failure. Note: To ensure proper IOP Compensation calibration, place infusion tubing and infusion cannula on a sterile draped tray at mid-cassette level during the priming cycle.
- Leaking sclerotomy may lead to post operative hypotony.
- Back scattered radiation is of low intensity and is not harmful when viewed through a protective filter. All personnel in the treatment room must wear protective eyewear, OD4 or above at 532nm, when the system is in Standby/Ready mode as well as during treatment. The doctor protection filter is an OD greater than 4 at 532nm.

**Important Safety Information:** Warnings and Cautions: A complete listing is available in the CONSTELLATION® Vision System Operators Manual. To obtain a copy, please contact Alcon Customer Service.

**Attention:** Reference the Directions for Use for a complete listing of indications, warnings, and precautions.

## ALCON® MIVS™ Portfolio Brief Statement

**Indications for Use:** The CONSTELLATION® Vision System is an ophthalmic microsurgical system that is indicated for both anterior segment (i.e., phacoemulsification and removal of cataracts) and posterior segment (i.e., vitreoretinal) ophthalmic surgery.

**Caution:** Federal (USA) law restricts this device to sale by, or on the order of, a physician.

### **Warnings and Precautions:**

- Attach only ALCON® supplied products to console and cassette luer fittings. Improper usage or assembly could result in a potentially hazardous condition for the patient. Mismatch of surgical components and use of settings not specifically adjusted for a particular combination of surgical components may affect system performance and create a patient hazard. Do not connect surgical components to the patient's intravenous connections.
- Each surgical equipment/component combination may require specific surgical setting adjustments. Ensure that appropriate system settings are used with each product combination. Prior to initial use, contact your ALCON® sales representative for in-service information.
- Care should be taken when inserting sharp instruments through the valve of the Valved Trocar Cannula. Cutting instrument such as vitreous cutters should not be actuated during insertion or removal to avoid cutting the valve membrane. Use the Valved Cannula Vent to vent fluids or gases as needed during injection of viscous oils or heavy liquids.
- Visually confirm that adequate air and liquid infusion flow occurs prior to attachment of infusion cannula to the eye.
- Ensure proper placement of trocar cannulas to prevent sub-retinal infusion.
- Leaking sclerotomies may lead to post operative hypotony.
- Vitreous traction has been known to create retinal tears and retinal detachments.
- Minimize light intensity and duration of exposure to the retina to reduce the risk of retinal photic injury.

**ATTENTION:** Reference the Directions for Use labeling for a complete listing of indications, warnings, precautions, complications and adverse events.

Alcon

060

045

CCURUS<sup>®</sup>  
SURGICAL SYSTEM

Alcon  
SURGICAL

030

028

H11

080



ACCURUS<sup>®</sup> SURGICAL  
SYSTEM & ACCESSORIES

# ACCURUS<sup>®</sup>

SURGICAL SYSTEM



ACCURUS<sup>®</sup> SURGICAL SYSTEM & ACCESSORIES





The **ACCURUS® Surgical System** was manufactured by Alcon from 1997 to 2011. Alcon will continue to provide technical support and service as well as consumables for the ACCURUS® System.

**STAND ALONE COMPONENTS**

- 8065740825 | 1 each | ACCURUS® Instrumentation Cart, Motorized IV Pole
- 8065740943 | 1 each | ACCURUS® Instrumentation Cart, Non-Motorized IV Pole
- 8065750200 | 1 each | ACCURUS® Doctor Memory Card (PDA)
- 8065740997 | 1 each | Foot Pedal, 6 Switch XS4 only
- 8065750105 | 1 each | ACCURUS® Remote Control
- 8065103820 | 20/box | Front Panel Utility Drape

**PERFORMANCE ENHANCEMENT PACKAGES**

- 8065750423 | 1 each | ACCURUS® System XS3 to XS4 Enhancement

**REPLACEMENT PARTS**

- 8065740243 | 1 each | ACCURUS® System Illuminator Bulb
- 8065750344 | 1 each | Xenon Replacement Bulb

ACCURUS® SURGICAL SYSTEM

Contact your local Alcon Representative to learn availability for your country/region





### ACCURUS® Fragmentation Hand Piece

- Advanced 4 crystal design offers smooth, efficient ultrasonics
- Unique proportional linear power control capability
- Shown with available 1021HP fragmentation tip

8065740242 | 1 each

1021HP | Fragmatome Accessory Pak | 6/box



### Intraocular Scissors Hand Piece

- Facilitates membrane delamination with single-cut or proportional membrane delamination
- Shown with disposable tips 701.01, 701.02

8065808101 | 1 each

8065740265 | Intraocular Scissors Replacement Tubing | 2/box

### Sterilization Tray (U/S and Frag Hand Piece)

- Autoclavable sterilization tray

8065803602 | 1 each



### ACCURUS® Pneumatic Hand Piece Adaptor

- Converts the ACCURUS® Pneumatic Hand Piece (8065808101) to be used with DSP tips
- Threaded for quick lock connector adaptor

712.00.01 | 1 each

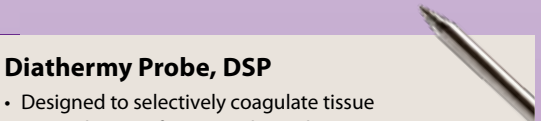
20 23 25



### TURBOSONICS® 375 Ultrasonic Phaco Hand Piece

- Enhanced turbo-phaco LEGACY® hand piece

TURBOSONIC-375 | 1 each



### Diathermy Probe, DSP

- Designed to selectively coagulate tissue
- Pointed 30° tip for optimal visualization
- Ergonomic handle design
- For use on the CONSTELLATION® Vision System or ACCURUS® Surgical System

339.21 | 25 Gauge | 6/box\*

339.31 | 27+° | 6/box\*

8065128402 | 12' Reusable Bipolar Silicone Cable | 1 each

20 23 25 27+

### VFC Tubing Set for ACCURUS® System (Silicone Oil Inj/Ext)

- Sterile pack for injection and extraction of silicone oil (ACCURUS® Viscous Fluid Injector)
- Components include: 10 cc syringe with 20 gauge needle, high pressure tubing with syringe pressure cap, rubber stopper

8065750118 | 6/box



ACCURUS® ACCESSORIES

Gauge

TM\* VGFI Reg. U.S. Pat. & T.M. Office

Contact your local Alcon Representative to learn availability for your country/region



## 23 Gauge



### ACCURUS<sup>®</sup> 23 Gauge Vitrectomy TOTAL PLUS<sup>®</sup> Pak

Contents Include:

- 23 Gauge Vitrectomy Probe
- Cassette/Tubing/Drain Bag
- Utility/Extrusion Line
- 23 Gauge Endoilluminator
- 4 mm Infusion Cannula
- EDGEPLUS<sup>®</sup> Trocar/Cannula Sets
- Plugs
- IV Administration Set
- Sterile Front Panel Drape
- 3-way Stopcock
- 20 cc Syringe



### ACCURUS<sup>®</sup> 23 Gauge Combined Procedure Pak

Contents Include:

- 23 Gauge Vitrectomy Probe
- Cassette/Tubing/Drain Bag
- Irrigation/Aspiration Line
- 23 Gauge Endoilluminator
- 4 mm Infusion Cannula
- EDGEPLUS<sup>®</sup> Trocar/Cannula Sets
- Plugs (3)
- IV Administration Set
- Sterile Front Panel Drape
- 3-way Stopcock
- 20 cc Syringe
- Test Chamber
- Tip Wrench
- Irrigation Sleeve
- Chamber Maintainer

### ACCURUS<sup>®</sup> Vitrectomy TOTAL PLUS<sup>®</sup> Pak

8065750828 | 6/box

23

### ACCURUS<sup>®</sup> Combined Procedure Pak

• Tipless

8065750814 | 0.9 mm | 6/box

23

### VGFI<sup>™†</sup> Infusion Tubing Set

8065808002 | 12/box

### Combined VGFI<sup>™†</sup> Infusion Tubing Set

8065740962 | 12/box

#### STAND ALONE COMPONENTS

8065750821	6/box	ACCURUS <sup>®</sup> 23 Gauge Vitrectomy Probe
8065751446	12/box	4 mm EDGEPLUS <sup>®</sup> Trocar/Cannula Set (1 ct)
8065751447	12/box	4 mm EDGEPLUS <sup>®</sup> Trocar/Cannula Set (3 ct)
8065751444	12/box	6 mm EDGEPLUS <sup>®</sup> Trocar/Cannula Set (1 ct)
8065751445	12/box	6 mm EDGEPLUS <sup>®</sup> Trocar/Cannula Set (3 ct)
8065751585	12/box	4 mm EDGEPLUS <sup>®</sup> Valved Entry System (1 ct)
8065751657	12/box	4 mm EDGEPLUS <sup>®</sup> Valved Entry System (3 ct)
8065751800	12/box	6 mm EDGEPLUS <sup>®</sup> Valved Entry System (1 ct)
8065751801	12/box	6 mm EDGEPLUS <sup>®</sup> Valved Entry System (3 ct)
8065750841	6/box	Infusion Cannula
8065750842	6/box	Small Parts Kit (includes plugs, infusion cannula)
8065750837	6/box	23G Plugs

See Illumination Accessories Section for Stand Alone Endoilluminators

#### OTHER PACK OPTIONS (tipless)

Combined Procedure ACCUPAK<sup>®</sup> Pak with 23 Gauge Vitrectomy Probe  
8065750932 | 12/box | 0.9 mm

#### OTHER PACK OPTIONS | 6/box

8065750810 | TOTAL PLUS<sup>®</sup> Pak with ACCURUS<sup>®</sup> 23 Gauge probe (no entry system)  
8065750827 | ACCUPAK<sup>®</sup> Pak with 23 Gauge Vitrectomy Probe  
8065400040 | ACCUPAK<sup>®</sup> Pak without Vitrectomy Probe

Contact your local Alcon Representative to learn availability for your country/region

<sup>TM</sup> VGFI Reg. U.S. Pat. & T.M. Office

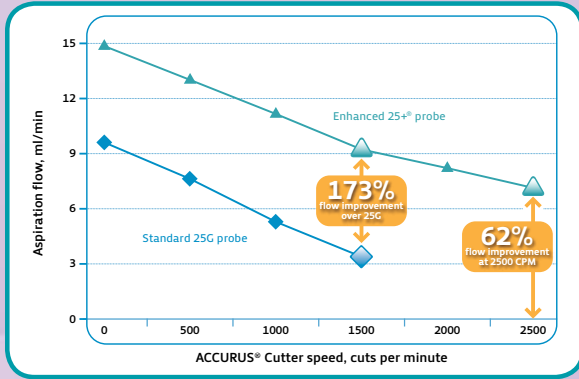
\*Future Release



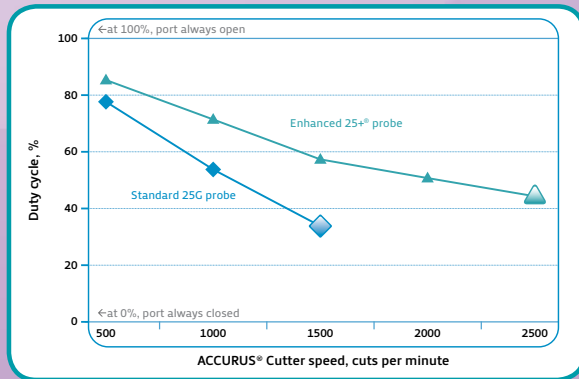


# The PLUS Difference Sums It Up

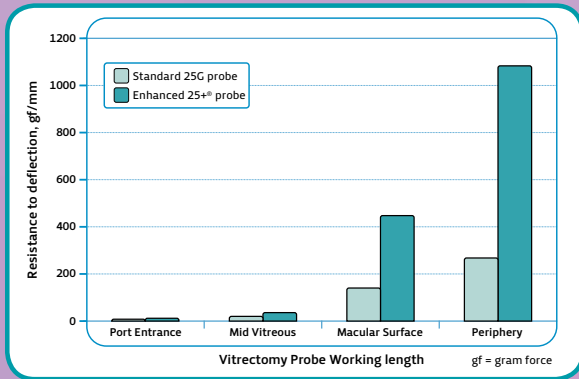
+ Improved duty cycle & higher aspiration flow rates in 25+<sup>®</sup> probe<sup>1</sup>



+ 25+<sup>®</sup> probe has a maximum cut rate of 2500 CPM vs. 25G at 1500 CPM<sup>1</sup>




+ 25+<sup>®</sup> probe is 4 times stiffer than the 25G standard probe<sup>1</sup>



## Your Complete Approach to Improved Stiffness

The ALCON<sup>®</sup> 25+<sup>®</sup> probe is matched with linear EDGEPLUS<sup>®</sup> blade wound architecture, advanced GRIESHABER<sup>®</sup> DSP 25+<sup>®</sup> single-use instrumentation and 25+<sup>®</sup> illumination probes.



+ The 25+<sup>®</sup> probe advanced port optimization brings you closer with more efficiency.



Extending both the blade edge and the cylinder ridge sums up the EDGEPLUS<sup>®</sup> blade advantage.

<sup>1</sup> Avery R. Single surgeon experience with an enhanced 25+<sup>®</sup> vitrectomy probe/entry system. ASRS Poster, 2009.

ACCURUS<sup>®</sup> 25+<sup>®</sup> GAUGE SURGICAL PACKS





**ACCURUS® 25+® Vitrectomy TOTAL PLUS® Pak**

Contents Include:

- 25+® Vitrectomy Probe
- Cassette/Tubing/Drain Bag
- Utility/Extrusion Line
- 25+® Endoilluminator
- 4 mm Infusion Cannula
- EDGEPLUS® Trocar/Cannula Sets
- Plugs (3)
- IV Administration Set
- Sterile Front Panel Drape
- 3-way Stopcock
- 20 cc Syringe



**ACCURUS® 25+® Probe Combined Procedure Pak**

Contents Include:

- 25+® Vitrectomy Probe
- Cassette/Tubing/Drain Bag
- Irrigation/Aspiration Line
- 25+® Endoilluminator
- 4 mm Infusion Cannula
- EDGEPLUS® Trocar/Cannula Sets
- Plugs
- IV Administration Set
- Sterile Front Panel Drape
- 3-way Stopcock
- 20 cc Syringe
- Test Chamber
- Tip Wrench
- Irrigation Sleeve
- Chamber Maintainer



**ACCURUS® Vitrectomy TOTAL PLUS® Pak**



8065751493 | 6/box

25+

**ACCURUS® Combined Procedure Pak**



• Tipless

8065751491 | 6/box | 0.9 mm

25+

**VGFI™ Infusion Tubing Set**



8065808002 | 12/box

**Combined VGFI™ Infusion Tubing Set**



8065740962 | 2/box

**STAND ALONE COMPONENTS**

- 8065751122 | 6/box | ACCURUS® 25+® Stand Alone Vitrectomy Probe
- 8065751580 | 6/box | ACCURUS® 25+® Long Vitrectomy Probe (32mm)
- 8065751448 | 12/box | 4 mm EDGEPLUS® Trocar/Cannula Assembly (1 ct)
- 8065751449 | 12/box | 4 mm EDGEPLUS® Trocar/Cannula Assembly (3 ct)
- 8065751780 | 12/box | 6 mm EDGEPLUS® Trocar/Cannula Assembly (1 ct)
- 8065751781 | 12/box | 6 mm EDGEPLUS® Trocar/Cannula Assembly (3 ct)
- 8065751586 | 12/box | 4 mm EDGEPLUS® Valved Entry System (1 ct)
- 8065751658 | 12/box | 4 mm EDGEPLUS® Valved Entry System (3 ct)
- 8065751782 | 12/box | 6 mm EDGEPLUS® Valved Entry System (1 ct)
- 8065751778 | 12/box | 6 mm EDGEPLUS® Valved Entry System (3 ct)
- 8065751442 | 6/box | Small Parts Kit (infusion cannula and plugs)
- 8065751443 | 6/box | 25G Enhanced Plugs
- 8065751459 | 6/box | 25G Enhanced Infusion Cannula

**OTHER PACK OPTIONS (tipless)**

Combined Procedure ACCUPAK® Pak with 25+® Vitrectomy Probe  
8065751492 | 6/box | 0.9 mm

**OTHER PACK OPTIONS | 6/box**

8065751490 | ACCUPAK® Pak with 25+® Vitrectomy Probe  
8065400040 | ACCUPAK® Pak without Vitrectomy Probe

Contact your local Alcon Representative to learn availability for your country/region

See Illumination Accessories Section for Stand Alone Endoilluminators

Gauge 20 23 25 25+ 27+

TM VGFI Reg. U.S. Pat. & T.M. Office

\*Future Release



## 20 Gauge



### ACCURUS® 20 Gauge Vitrectomy TOTAL PLUS® Pak

Contents Include:

- 20 Gauge Vitrectomy Probe
- Cassette/Tubing/Drain Bag
- Utility/Extrusion Line
- 20 Gauge Endoilluminator
- 4 mm Infusion Cannula
- Scleral Plugs (3)
- MVR Blade
- IV Administration Set
- Sterile Front Panel Drape
- 3-way Stopcock
- 20 cc Syringe



### ACCURUS® 20 Gauge Combined Procedure Pak

Contents Include:

- 20 Gauge Vitrectomy Probe
- Cassette/Tubing/Drain Bag
- 20 Gauge Endoilluminator
- 4 mm Infusion Cannula
- IV Administration Set
- Chamber Maintainer
- Scleral Plugs (3)
- MVR Blade
- Sterile Front Panel Drape
- 3-way Stopcock
- 20 cc Syringe
- Test Chamber
- Tip Wrench
- Irrigation Sleeve



### ACCURUS® Vitrectomy TOTAL PLUS® Pak

8065741017 | with ACCURUS® 2500 Probe

20



### ACCURUS® Combined Procedure Pak

• Tipless

with ACCURUS® 2500 Probe  
8065750115 | 0.9 mm

20



### VGFI™ Infusion Tubing Set

8065808002 | 12/box



### Combined VGFI™ Infusion Tubing Set

8065740962 | 2/box



#### STAND ALONE COMPONENTS

- 8065741018 | 6/box | ACCURUS® 20 Gauge 2500 Vitrectomy Probe
- 8065740242 | 1 each | ACCURUS® Fragmentation Hand Piece
- TURBOSONIC-375 | 1 each | TURBOSONICS® 375 Hand Piece
- 8065740962 | 12/box | Combined Procedure VGFI™ Tubing
- 8065808002 | 12/box | VGFI™ Infusion Tubing Set
- 8065820101 | 12/box | Sew-on Infusion Cannula 4 mm
- 8065820201 | 12/box | Sew-on Infusion Cannula 6 mm
- 8065912001 | 6/box | 20 Gauge MVR Blade

#### OTHER PACK OPTIONS | 6/box (tipless)

- ACCUPAK® Pak with ACCURUS® 2500 Vitrectomy Probe  
8065750174 | 0.9 mm
- ACCUPAK® Pak without Vitrectomy Probe  
8065750182 | 0.9 mm

#### OTHER PACK OPTIONS | 6/box

- 8065741012 | ACCUPAK® Pak with ACCURUS® 2500 Probe
- 8065400040 | ACCUPAK® Pak without Vitrectomy Probe

Contact your local Alcon Representative to learn availability for your country/region

See Illumination Accessories Section for Stand Alone Endoilluminators

Gauge 20 23 25 25+ 27+

TM\* VGFI Reg. U.S. Pat. & T.M. Office

### Vented GFI Tubing Set

- Delivers digitally precise pressure control to rapidly raise and lower air and fluid infusion
- Components include: vented pre-assembled air/fluid exchange tubing set with stopcock, additional stopcock, spiking tool, spike with protective cap



8065808002 | 12/box

### Combined Procedure VGFI™ Tubing Set

- Delivers digitally precise pressure control to rapidly raise and lower air and fluid infusion for combined procedures
- Components include: vented pre-assembled air/fluid exchange tubing set with stopcock, additional stopcock, spiking tool, spike with protective cap



8065740962 | 12/box

### Fluid/Gas Exchange Tubing Set

ACCURUS®/MVS™/ SERIES TEN THOUSAND™ OCUTOME® Systems

- Components include: air delivery line with attached millipore filter



8065807001 | 6/box

### VFC Tubing Set for ACCURUS® System (Silicone Oil Inj/Ext)

- Sterile pack for injection and extraction of silicone oil (ACCURUS® Viscous Fluid Injector)
- Components include: 10 cc syringe with 20 gauge needle, high pressure tubing with syringe pressure cap, rubber stopper



8065750118 | 6/box

### FRAGMATOME® Accessory Pak

- Components include: titanium fragmentation needle, needle wrench, vacuum line, stopcock, stiletto



1021HP | 6/box

### STAND ALONE COMPONENTS

8065740743 | 6/box | ACCURUS® System Replacement Drain Bag

Contact your local Alcon Representative to learn availability for your country/region

TM\* VGFI Reg, U.S. Pat. & T.M. Office

**ACCURUS**  
SURGICAL SYSTEM



### Anterior VGFI™\* Tubing Set

- Components include:  
IV administration tubing, spike,  
snorkel cover

8065740701 | 12/box



### ACCURUS® Anterior Vitrectomy Probe

- Vitrectomy probe for anterior procedures

8065803650 | 6/box

8065750352 | Anterior Vitrectomy Coaxial Irrigation  
Infusion Sleeve, DSP | 6/box



### ACCURUS® Cataract Paks | 6/box without Reflux

- 8065740887 | 30° Round 0.9 mm Pak
- 8065740888 | 45° Round 0.9 mm Pak
- 8065740892 | 30° Round 0.9 mm MACKOOL® Pak
- 8065740893 | 45° Round 0.9 mm MACKOOL® Pak
- 8065740894 | 30° KELMAN® 0.9 mm MACKOOL® Pak
- 8065740922 | 30° Round 0.9 mm Flared ABS® Pak
- 8065740923 | 45° Round 0.9 mm Flared ABS® Pak
- 8065740927 | 30° Round 0.9 mm MACKOOL® Flared ABS® Pak
- 8065740914 | 30° Round 1.1 mm Flared ABS® Pak
- 8065740915 | 45° Round 1.1 mm Flared ABS® Pak
- 8065740937 | 30° KELMAN® 1.1 mm Flared ABS® PAK, without reflux

### STAND ALONE COMPONENTS | 6/box

- 8065740749 | Turbo Hex Wrench | 1 each
- 8065750159 | MICROSMOOTH® Small Parts Kit, 0.9 mm
- 8065750160 | MICROSMOOTH® Small Parts Kit, 1.1 mm
- 8065740842 | MICROSMOOTH® High Infusion Sleeve Kit, 0.9 mm
- 8065740872 | MICROSMOOTH® High Infusion Sleeve Kit, 1.1 mm



### Threaded I/A ULTRAFLOW® S/P Tip

- 8065817801 | 1 each
- 356-1007 | I/A Tip, 0.3 mm Small Bore | 1 each
- 356-1010 | I/A Tip, 0.3 mm 45° Bend | 1 each
- 356-1020 | I/A Tip, 0.3 mm 45° Bend, Sandblasted | 1 each
- 356-1009 | I/A Tip, 0.3 mm Small Bore, Sandblasted | 1 each
- 8065817002 | ULTRAFLOW® Tip Protector | 1 each
- 8065740969 | Silicone I/A Tip, 0.3 mm, Curved | 4 box
- 8065740970 | Silicone I/A Tip, 0.3 mm, Straight | 4 box

### Polymer Irrigation and Aspiration Tips

- 8065751510 | Straight Tip | 6/box
- 8065751511 | 35° Bent Tip | 6/box
- 8065751512 | Curved Tip | 6/box



### Bi-Manual I/A Set

- Set includes 1 Aspiration Hand Piece and  
1 Irrigation Hand Piece

- 170.11 | Bi-Manual I/A Set - Textured | 1 each
- 170.12 | Bi-Manual I/A Set - Polished | 1 each



### ULTRAFLOW® Bi-Manual I/A Disposable

- Set includes: 1 Aspiration Hand Piece and  
1 Irrigation Hand Piece
- Sterile, single-use

- 170.71 | Textured | 6/box
- 170.72 | Polished | 6/box

### ULTRAFLOW® I/A Disposable

- Sterile, single-use

- 170.52 | Bent | 6/box
- 170.51 | Straight | 6/box



TM\* VGFI Reg. U.S. Pat. & T.M. Office

\*MACKOOL is a trademark of Richard J. MacKool, MD

Contact your local Alcon Representative to learn availability  
for your country/region







**Assurance**  
of voice  
confirmation  
technology



**Ease**  
of use  
with **enGAUGE<sup>®</sup>**  
RFID

(Radio Frequency Identification Device)



**Versatility**  
of a multifunction  
foot pedal



**Efficiency**  
of dual laser  
attachment ports



**PUREPOINT® Laser**

- 532 nm green laser with a unique combination of features for the ultimate in control
- Voice confirmation provides notification of parameter settings and laser accessory insertions
- Multifunction footpedal allows surgeon control of standby to ready and of power settings, plus customizable side switches
- ENGAUGE® RFID (Radio Frequency Identification) automatically recognizes the type of device being connected and loads device settings
- Dual laser ports allow multiple device connections, reducing switching time. Push a single button to switch between endoprobe and LIO

8065750597 | 1 each

**PUREPOINT® Laser Workstation**

8065751190 | 1 each



**PUREPOINT® LIO, Laser Indirect Ophthalmoscope**

- Based on Heine® Omega-180
- Precision optics deliver exceptional image quality and illumination
- 2 illumination spot sizes
- 2 treatment spot sizes
- Reinforced 20 foot cable

8065751050 | 1 each



**STANDALONE COMPONENTS**

- 8065751131 | 1 each | Operator's Manual, PUREPOINT® Laser
- 8065750891 | 1 each | Stand for LIO AT Headset
- 8065750107 | 1 each | Safety glasses, with case, for 532nm wavelength

Contact your local Alcon Representative to learn availability for your country/region





### Slit Lamp Adaptations

- Available for ALCON®, ZEISS\*, and HAAG-STREIT\* slit lamps

8065750256	1 each	Fiber Strain Relief
8065-5011-01	1 each	HAAG-STREIT* 900BM/TOPCON* SL3E SL Adaptation
8065751193	1 each	SL 30 Advanced Adaptation
8065751195	1 each	SL 1000 Advanced Adaptation



### Laser Filters

- Fixed and moveable safety filter options
- Clear view filter glass
- Compatible with ZEISS\*, LEICA\*, TOPCON\*, WILD\*, and Moeller-Wedel\* microscopes

8065750244	1 each	Y Cable Assembly
8065750448	1 each	ZEISS*/Moeller Tethered Filter
8065751051	1 each	ZEISS*/Moeller Passive Filter (Fixed Filter)
8065750260	1 each	ZEISS*/Moeller Slit Lamp Filter
8065-5002-01	1 each	WILD/LEICA Tethered Safety Filter
8065751502	1 each	WILD/LEICA Passive Filter (Fixed Filter)

### EYELITE® LASER STANDALONE COMPONENTS

8065741107	1 each	EYELITE® LIO AT-230V
8065750397	1 each	Laser Workstation
8065750256	1 each	Fiber Strain Relief
8065750452	1 each	EYELITE® LIO Operator's Manual
8065750891	1 each	Stand for LIO AT HEADSET
8065-5016-01	1 each	EYELITE® LIO Service Manual



### ALCON® SL 1000 Slit Lamp and Table

- Designed to meet the needs of ophthalmic offices, ASCs and clinics
- Electronic Stand

8065740982 | 1 each

### OTHER SLIT LAMP OPTIONS

8065-0050-01 | 1 each | HAAG-STREIT\* Slit Lamp with Power Supply & Manual Table



### Laser Probes



**provide accessory identification,  
predetermined settings and voice  
confirmation of settings gauges**

PUREPOINT® LASER ACCESSORIES

ILLUMINATION CONNECTORS	RFID	PREFERRED USE WITH	GAUGE
ALCON® NON-RFID	with RFID	CONSTELLATION® Vision System	20
CONSTELLATION® RFID	without RFID	PUREPOINT® Laser	23
INFINITECH®		EYELITE® Photocoagulator	25
GRIESHABER®			25+
			27+

\*Trademarks are the property of their respective owners.

Contact your local Alcon Representative to learn availability for your country/region



**RFID<sup>†</sup>  
LASER PROBES**

**Curved Laser Probe**

- Precise fiber centering for accuracy
- Plastic hand piece offers superior tactile feel
- Sterile, single-use



20

8065750989 | 20 Gauge | 6/box

**Flexible Tip Laser Probe**

- Flexible Nitinol tip, easy insertion and removal through the cannula
- 40° bend angle provides 6.0 mm of access to the periphery retina
- Sterile, single-use



23 25 27+

8065751113 | 23 Gauge | 6/box

8065751114 | 25 Gauge | 6/box

8065751709 | 27+° | 6/box\*

**Straight Laser Probe**

- Precise fiber centering for accuracy
- Plastic hand piece offers superior tactile feel
- Sterile, single-use



20 23 25

8065750990 | 20 Gauge | 6/box

8065750991 | 23 Gauge | 6/box

8065750978 | 25 Gauge | 6/box

**Chang Straight Aspirating Laser Probe**

- Simultaneous laser delivery and aspiration
- Reflux bulb for gentle tissue expulsion
- Sterile, single-use



20

8065750980 | 20 Gauge | 6/box

**Chang Soft Tip Aspirating Laser Probe**

- Soft tip design minimizes potential retinal trauma
- Simultaneous laser delivery and aspiration
- Reflux bulb for gentle tissue expulsion
- Sterile, single-use



20

8065750981 | 20 Gauge | 6/box

**RFID  
ILLUMINATED LASER PROBES**

**Illuminated Flex Curved Laser Probe**

- Laser plus illumination in a curved-tip probe
- Flexible nitinol tip extends from rigid tapered cannula
- Glass laser fiber, plastic illumination fiber
- Large tactile tip indicator
- Angle of illumination is 78°

23 25

8065751590 | 23 Gauge | 6/box

8065751591 | 25 Gauge | 6/box

8065751592 | 23 Gauge | 6/box

8065751593 | 25 Gauge | 6/box

**Straight Illuminated Laser Probe**

- Combines illumination and laser functions in one hand piece
- Permits "free hand" to perform other surgical maneuvers
- Improves peripheral endolaser capabilities, especially to the anterior
- Sterile, single-use



20

8065750983 | 20 Gauge | 6/box

8065750986 | 20 Gauge | 6/box

**Curved Illuminated Laser Probe**

- Illumination and laser functions available in a curved version
- Reaches more of the retina, especially in phakic eyes
- Ideal with laser is indicated with scleral buckling
- Permits "free hand" to perform other surgical maneuvers
- Sterile, single-use



20

8065750982 | 20 Gauge | 6/box

8065750985 | 20 Gauge | 6/box

**Chang Curved Aspirating Laser Probe**

- Simultaneous laser delivery and aspiration
- Reflux bulb for gentle tissue expulsion
- Sterile, single-use



20

8065750979 | 20 Gauge | 6/box

\*Future Release

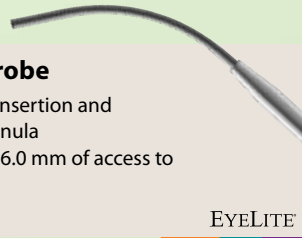
Contact your local Alcon Representative to learn availability for your country/region

<sup>†</sup>RFID-Radio Frequency Identification Device

**NON-RFID  
LASER PROBES**

**Flexible Tip Laser Probe**

- Flexible Nitinol tip, easy insertion and removal through the cannula
- 40° bend angle provides 6.0 mm of access to the periphery retina
- Sterile, single-use



EYELITE

23 25 27+

- 8065751111 | 23 gauge | 6/box [+]
- 8065751112 | 25 gauge | 6/box [+]
- 8065751708 | 27+° | 6/box [+]\*

**Curved Laser Probe**

- Precise fiber centering for accuracy
- Plastic hand piece offers superior tactile feel
- Sterile, single-use



EYELITE

20

- 8065010203 | 20 Gauge | 6/box [+]

**Straight Laser Probe**

- Precise fiber centering for accuracy
- Plastic hand piece offers superior tactile feel
- Sterile, single-use



EYELITE

20 23 25

- 8065010219 | 20 Gauge | 6/box [+]
- 8065750133 | 25 Gauge | 6/box [+]
- 8065750803 | 23 Gauge | 6/box [+]
- 8065010119 | 20 Gauge | 6/box [++]

**Chang Curved Aspirating Laser Probe**

- Simultaneous laser delivery and aspiration
- Reflex bulb for gentle tissue expulsion
- Sterile, single-use



EYELITE

20

- 8065010703 | 20 Gauge | 6/box [+]

**Chang Straight Aspirating Laser Probe**

- Simultaneous laser delivery and aspiration
- Reflex bulb for gentle tissue expulsion
- Sterile, single-use



EYELITE

20

- 8065010719 | 20 Gauge | 6/box [+]

**ADAPTERS | 1 each**

- 8065751140 | Adapter for RFID for ACCURUS® System/ACMI
- 8065025007 | Adapter for ACCURUS® System, INFINITECH® and GRIESHABER® Light Source
- 8065025016 | Adapter for B&L<sup>†</sup>/STORZ<sup>†</sup> PREMIER<sup>†</sup> Light Source
- 8065025019 | Adapter for B&L<sup>†</sup>/STORZ<sup>†</sup> DAISY<sup>†</sup> Light Source

**Chang Soft Tip Aspirating Laser Probe**

- Soft tip design minimizes potential retinal trauma
- Simultaneous laser delivery and aspiration
- Reflex bulb for gentle tissue expulsion
- Sterile, single-use



EYELITE

20

- 8065010739 | 20 Gauge | 6/box [+]

- [+] ALCON<sup>®</sup>/Coherent<sup>†</sup>
- [++] HGM<sup>†</sup>
- [+++] HGM<sup>†</sup> Bar Code

<sup>†</sup> Trademarks are the property of their respective owners.

\*Future Release

Contact your local Alcon Representative to learn availability for your country/region

**NON-RFID  
ILLUMINATED LASER PROBES**

**Illuminated Flex Curved Laser Probe**

- Laser plus illumination in a curved-tip probe
- Flexible nitinol tip extends from rigid tapered cannula
- Glass laser fiber, plastic illumination fiber
- Large tactile tip indicator
- Angle of illumination is 78°



8065751588 | 23 Gauge | 6/box [+]   
 8065751589 | 25 Gauge | 6/box [+]

**Straight Illuminated Laser Probe**

- Combines illumination and laser functions in one hand piece
- Permits "free hand" to perform other surgical maneuvers
- Improves peripheral endo laser capabilities, especially to the anterior
- Sterile, single-use



8065010420 | 20 Gauge | 6/box [+]   
 8065010419 | 20 Gauge | 6/box [+]

**Curved Illuminated Laser Probe**

- Illumination and laser functions available in a curved version
- Reaches more of the retina, especially in phakic eyes
- Ideal with laser is indicated with scleral buckling
- Permits "free hand" to perform other surgical maneuvers
- Sterile, single-use



8065010404 | 20 Gauge | 6/box [+]   
 8065010403 | 20 Gauge | 6/box [+]

ILLUMINATION CONNECTORS	RFID	PREFERRED USE WITH	GAUGE
ALCON® NON-RFID	with RFID	CONSTELLATION® Vision System	
CONSTELLATION® RFID	without RFID	PUREPOINT® Laser	
INFINITECH®		EYELITE® Photocoagulator	
GRIESHABER®			

Contact your local Alcon Representative to learn availability for your country/region



## CONSTELLATION® Vision System with PUREPOINT® Laser Brief Statement

**Indications for Use:** The CONSTELLATION® Vision System is an ophthalmic microsurgical system that is indicated for both anterior segment (i.e., phacoemulsification and removal of cataracts) and posterior segment (i.e., vitreoretinal) ophthalmic surgery.

The PUREPOINT® Laser is indicated for use in photocoagulation of both anterior and posterior segments of the eye including:

- Retinal photocoagulation, panretinal photocoagulation and intravitreal endophotocoagulation of vascular and structural abnormalities of the retina and choroid including: Proliferative and nonproliferative retinopathy (including diabetic); choroidal neovascularization secondary to age-related macular degeneration; retinal tears and detachments; macular edema, retinopathy of prematurity; choroidal neovascularization; leaking microaneurysms.
- Iridotomy/Iridectomy for treatment of chronic/primary open angle glaucoma, acute angle closure glaucoma and refractory glaucoma.
- Trabeculoplasty for treatment of chronic/primary open angle glaucoma and refractory glaucoma.
- And other laser treatments including: internal sclerostomy; lattice degeneration; central and branch retinal vein occlusion; suturelysis; vascular and pigment skin lesions.

**Caution:** Federal (USA) law restricts this device to sale by, or on the order of, a physician.

**Contraindications:** Patients with a condition that prevents visualization of target tissue (cloudy cornea, or extreme haze of the aqueous humor of the anterior chamber of vitreous humor) are poor candidates for LIO delivered laser treatments.

**Complications:** Corneal burns, inflammation, loss of best-corrected visual acuity, loss of visual field and transient elevations in intraocular pressure can occur as a result of ophthalmic laser treatment. Unintentional retinal burns can occur if excessive treatment beam power or duration is used.

### **Warnings and Precautions:**

- The disposables used in conjunction with Alcon instrument products constitute a complete surgical system. Use of disposables and handpieces other than those manufactured by Alcon may affect system performance and create potential hazards.
- Attach only Alcon supplied consumables to console and cassette luer fittings. Do not connect consumables to the patient's intravenous connections.
- Mismatch of consumable components and use of settings not specifically adjusted for a particular combination of consumable components may create a patient hazard.
- Vitreous traction has been known to create retinal tears and retinal detachments.
- The closed loop system of the CONSTELLATION® Vision System that adjusts IOP cannot replace the standard of care in judging IOP intraoperatively. If the surgeon believes that the IOP is not responding to the system settings and is dangerously high or low, this may represent a system failure. Note: To ensure proper IOP Compensation calibration, place infusion tubing and infusion cannula on a sterile draped tray at mid-cassette level during the priming cycle.
- Leaking sclerotomy may lead to post operative hypotony.
- Back scattered radiation is of low intensity and is not harmful when viewed through a protective filter. All personnel in the treatment room must wear protective eyewear, OD4 or above at 532nm, when the system is in Standby/Ready mode as well as during treatment. The doctor protection filter is an OD greater than 4 at 532nm.

**Important Safety Information:** Warnings and Cautions: A complete listing is available in the CONSTELLATION® Vision System Operators Manual. To obtain a copy, please contact Alcon Customer Service.

**Attention:** Reference the Directions for Use for a complete listing of indications, warnings, and precautions.

## Vitreoretinal Laser Probes Brief Statement

**Indications for Use:** ALCON® Laser probes are fiber optic probes indicated for use with an ALCON® Laser System. Each package contains individually packaged sterile laser probes.

**Caution:** Federal (USA) law restricts this device to sale by, or on the order of, a physician.

### **Warnings and Precautions:**

- Do not use if package is damaged.
- Minimize the illuminator's light intensity.
- Avoid operation of illuminated probes in air on consoles capable of illumination levels and settings higher than 10 lumens. This can result in fiber deformation and/or high surface temperatures.

**Attention:** Reference the Directions For Use for a complete listing of indications, warnings specific to the laser model.





ILLUMINATION ACCESSORIES

# ALCON<sup>®</sup> Chandelier Lighting System

- Designed to slightly deform to the dimple in the hub for secure engagement
- Able to engage in either the 23G or 25G cannula hubs
- Wider coverage area than standard or wide angle
- Illumination angle is 106°




**RFID<sup>†</sup>  
ILLUMINATION PROBES**

**Straight Endoilluminator**

- Offers outstanding illumination
- Precision polished fiber eliminates shadows, rings and pattern anomalies
- Smooth rounded distal tip for easier insertion
- Sterile, single-use

20 23 25 25+ 27+

- 8065750971 | 20 Gauge | 12/box
- 8065750972 | 23 Gauge | 12/box
- 8065750976 | 25 Gauge | 12/box
- 8065751441 | 25+<sup>°</sup> | 12/box
- 8065751705 | 25+<sup>°</sup> Short (14 mm) | 12/box
- 8065751701 | 27+<sup>°</sup> | 12/box\*




**Illuminated Membrane Pik**

- Provides illumination for vitreoretinal surgery for 23 and 25 gauge cases
- Allows manipulation of vitreous tissue or membranes during vitreoretinal surgery on 23 and 25 gauge cases

23 25

- 8065751576 | 23 Gauge | 12/box
- 8065751572 | 25 Gauge | 12/box




**Sapphire Wide Angle Illuminator**

- Designed to significantly reduce glare
- Engineered for increased wide-angle illumination and peripheral visualization
- Sterile, single-use

20 23 25 25+

- 8065750975 | 20 Gauge | 12/box
- 8065751184 | 23 Gauge | 12/box
- 8065751185 | 25 Gauge | 12/box
- 8065751486 | 25+<sup>°</sup> | 12/box

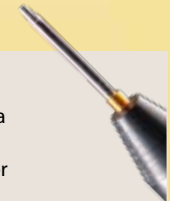


**Chandelier Lighting System**

- Includes 25G EDGEPLUS<sup>®</sup> trocar/cannula for insertion
- Able to engage in either the 23 gauge or 25 gauge cannula hubs
- Wider coverage area than standard or wide angle
- Illumination angle is 106<sup>°</sup>

25

- 8065751577 | 25 Gauge | 12/box




**THE BULLET™ Shielded Wide Angle Fiber Optic Illuminator**

- Provides wide-angle illumination without glare
- Enhances visualization of the vitreous
- Smooth tip design for easier insertion
- Hand-polished fiber ensures uniform illumination
- Sterile, single-use

20

- 8065750973 | 20 Gauge | 12/box

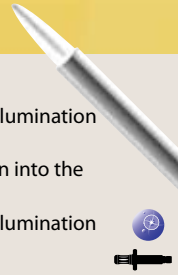


**Shielded THE BULLET™ RFID**

- Provides a greater field of intraocular illumination compared with standard probes
- Tip design allows for effortless insertion into the sclerotomy
- Hand-polished fiber ensures uniform illumination
- Sterile, single-use

20

- 8065750974 | 20 Gauge | 12/box



**Illumination Accessories**



**Provide accessory identification and predetermined settings for illumination.**

Contact your local Alcon Representative to learn availability for your country/region.

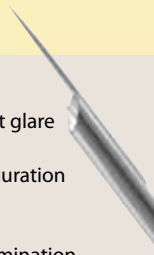
<sup>†</sup>RFID-Radio Frequency Identification Device  
\*Future Release

ILLUMINATION CONNECTORS	RFID	PREFERRED USE WITH	GAUGE
ALCON <sup>®</sup> NON-RFID	with RFID	CONSTELLATION <sup>®</sup> Vision System	20
CONSTELLATION <sup>®</sup> RFID	without RFID	PUREPOINT <sup>®</sup> Laser	23
INFINITECH <sup>®</sup>		ACCURUS <sup>®</sup> Surgical System	25
GRIESHABER <sup>®</sup>			25+
			27+

**RFID  
ILLUMINATION PIKS**

**THE BULLET™ RFID**

- Provides wide-angle illumination without glare
- Ideal for bimanual tissue manipulation
- Pick may be bent to desired angle/configuration
- Enhances visualization of the vitreous
- Smooth tip design for easier insertion
- Hand-polished fiber ensures uniform illumination
- Sterile, single-use



20

8065751003 | 20 Gauge | 12/box

**Ryan Illuminated  
Membrane Pik**

- 90° angled tip, offset from the light pipe shaft
- Minimizes shadows
- Sterile, single-use




20

8065751000 | 20 Gauge | 12/box

**Illuminated Membrane Pik**

- Malleable pick may be bent to desired angle/configuration
- Designed for bimanual tissue manipulation
- 4mm length with low glare bottom surface
- Sterile, single-use



20

8065751002 | 20 Gauge | 12/box

**RFID  
IRRIGATING FIBER OPTIC**

**End Irrigating Fiber Optic**

- Exceptional illumination with improved infusion capabilities
- Helps to maintain integrity of the globe during two port vitrectomy
- Perfect for the treatment of endophthalmitis pediatric patients
- Sterile, single-use



20

8065751001 | 20 Gauge | 12/box



**Illumination Accessories**




**Provide accessory identification  
and predetermined settings for  
illumination.**

Contact your local Alcon Representative to learn availability for your country/region.

ILLUMINATION CONNECTORS	RFID	PREFERRED USE WITH	GAUGE
ALCON® NON-RFID	with RFID	CONSTELLATION® Vision System	20
CONSTELLATION® RFID	without RFID	PUREPOINT® Laser	23
INFINITECH®			25
GRIESHABER®		ACCURUS® Surgical System	25+
			27+







CONSTELLATION® RFID ILLUMINATION ACCESSORIES



**NON-RFID  
ILLUMINATION PROBES**

**Straight Endoilluminator**

- Stiffened shaft designed for improved globe manipulation
- Precision match for the ALCON® 23 gauge and 25 gauge cannula systems
- Sterile, single-use


8065750802 | 23 Gauge | 12/box      
 8065750426 | 25 Gauge | 12/box   
 8065751165 | 25+® | 12/box 



**NON-RFID  
ILLUMINATION PROBES**

**Chandelier Lighting System**









- Includes 25G EDGEPLUS® trocar/cannula for insertion
- Able to engage in either the 23 gauge or 25 gauge cannula hubs
- Wider coverage area than standard or wide angle
- Illumination angle is 106°

8065751574 | 25 Gauge | 12/box 



**Sapphire Wide Angle Illuminator**



- Designed to significantly reduce glare
- Engineered for increased wide-angle illumination and peripheral visualization
- Sterile, single-use

8065750425 | 20 Gauge | 10/box       
 8065751183 | 23 Gauge | 12/box   
 8065751186 | 25 Gauge | 12/box   
 8065751485 | 25+® | 12/box 



**Standard Fiber Optic Illuminator**




- Precise, polished fiber eliminates shadows, rings and pattern abnormalities
- Smooth, rounded distal end for easier insertion
- Sterile, single-use

8065812001 | 20 Gauge | 12/box   
 8065011020 | 20 Gauge | 10/box 



**THE BULLET™ Shielded Wide Angle Fiber Optic Illuminator**


- Provides wide-angle illumination without glare
- Enhances visualization of the vitreous
- Smooth tip design for easier insertion
- Hand-polished fiber ensures uniform illumination
- Sterile, single-use


8065109203 | 20 Gauge | 10/box    
 8065109202 | 20 Gauge | 10/box 



**GRIESHABER® Wide Angle Diffusion Fiber Optic Illuminator**




- Provides wider field of view without associated glare of bullet probes
- Light is refracted through the use of a special lens placed at the tip of the pipe for maximum illumination to the periphery at all angles.
- Sterile, single-use


630.45 | 20 Gauge | 6/box 



**THE BULLET™ Wide Angle Fiber Optic Illuminator**

- Provides a greater field of intraocular illumination compared with standard probes
- Tip design allows for effortless insertion into the sclerotomy
- Hand-polished fiber ensures uniform illumination
- Sterile, single-use

8065740264 | 20 Gauge | 10/box    
 8065010920 | 20 Gauge | 10/box 







Contact your local Alcon Representative to learn availability for your country/region.



**NON-RFID  
ILLUMINATION PIKS**

**Illuminated Membrane Pik**



- Provides illumination for vitreoretinal surgery for 23 and 25 gauge cases
- Allows manipulation of vitreous tissue or membranes during vitreoretinal surgery on 23 and 25 gauge cases

8065751578 | 23 Gauge | 12/box    
 8065751575 | 25 Gauge | 12/box  

23 25

**THE BULLET™ Shielded Wide Angle  
Fiber Optic Illuminator with Pik**



- Provides wide-angle illumination without glare
- Ideal for bimanual tissue manipulation
- Pick may be bent to desired angle/configuration
- Enhances visualization of the vitreous
- Smooth tip design for easier insertion
- Hand-polished fiber ensures uniform illumination
- Sterile, single-use

8065109219 | 20 Gauge | 10/box  

20

**Capone Illuminated Infusion  
Pediatric Pik**



- Superb illumination and infusion capabilities
- Idea for bimanual tissue manipulation
- 2.4mm pick may be bent to desired angle/configuration
- Sterile, single-use

8065012200 | 20 Gauge | 10/box  

20

**Ryan Illuminated  
Membrane Pik**



- 90° angled tip, offset from the light pipe shaft
- Minimizes shadows
- Sterile, single-use

8065740258 | 20 Gauge | 10/box  

20

**Illuminated Membrane Pik**

- Malleable pick may be bent to desired angle/configuration
- Designed for bimanual tissue manipulation
- 4mm length with low glare bottom surface
- Sterile, single-use

8065740260 | 20 Gauge | 10/box  



20

Contact your local Alcon Representative to learn availability for your country/region.

**NON-RFID  
IRRIGATING FIBER OPTICS**

**End Irrigating Fiber Optic**



- Exceptional illumination with improved infusion capabilities
- Helps to maintain integrity of the globe during two port vitrectomy
- Perfect for the treatment of endophthalmitis pediatric patients
- Sterile, single-use

8065740259 | 20 Gauge | 10/box  

20

**End Irrigating Endo Illuminator  
For High Viscosity Fluid**



- Exceptional illumination with improved infusion
- Helps to maintain the integrity of the globe with two-port vitrectomy
- Perfect for the treatment of trauma, endophthalmitis and pediatric patients
- Sterile, single-use

8065011240 | 20 Gauge | 10/box  

20










**Ryan Illuminated Visco Injector**

- 30 gauge infusion cannula, with 40° angled tip minimizes shadows
- Cannula is offset from the light pipe shaft
- Designed for infusion of viscoelastic substances under preretinal membranes
- Sterile, single-use

8065013000 | 20 Gauge | 10/box  

20

NON-RFID ILLUMINATION PIKS



ILLUMINATION CONNECTORS	RFID	PREFERRED USE WITH	GAUGE
 ALCON® NON-RFID	 with RFID	 CONSTELLATION® Vision System	20
 CONSTELLATION® RFID	 without RFID	 PUREPOINT® Laser	23
 INFINITECH®			25
 GRIESHABER®		 ACCURUS® Surgical System	25+
			27+

**NON-RFID  
TISSUE MANIPULATORS & MISCELLANEOUS**

**Dual Mode Cannula,  
4.0 mm/1.0 mm**

- Wide-angle adjustable chandelier illumination and infusion
- Allows for bimanual surgery
- Sterile, single-use





8065030540 | 19 Gauge | 10/box  

**2-Function Disposable  
Tissue Manipulator**

- Provides illumination, aspiration/irrigation and tissue manipulation
- Fine 33 Gauge needle may be used as a pick or probe
- Sterile, single-use





149.86 | 20 Gauge | 6/box  

20

**3-Function Tissue  
Manipulator, 1.0 mm**

- Illumination, aspiration and coagulation in a single instrument
- Flexible cable allows for precise tip-positioning without resistance
- Use with existing diathermy units
- 28 Gauge aspiration lumen
- Sterile, single-use



8065020100 | 20 Gauge | 6/box  

20

**THE ZAPPER™\* Bipolar Endo**



- Conical point for precise coagulation
- Illumination and coagulation in a single instrument
- Flexible cable allows precise tip-positioning with minimal resistance
- Use with existing diathermy units
- Sterile, single-use



8065020200 | 20 Gauge | 6/box  

20

**MONOFILAMENTS & ADAPTERS**

- 8065751140 | 1 each | Adapter for RFID for ACCURUS® System/ACMI
- 8065025007 | 1 each | Adapter for ACCURUS® System, INFINITECH® and GRIESHABER® Light Source
-  8065740257 | 10/box | Bare End Fiber Optics For Illuminated Scissors/Forceps | 0.5 mm
-  8065011500 | 10/box | THE BULLET™ Bare End Light Fiber Optic for Illuminated Scissors/Forceps | 0.5 mm

TM\* THE ZAPPER™ Reg. U.S. Pat. & T.M. Office

Contact your local Alcon Representative to learn availability for your country/region.



## **ALCON® Lighted Instruments with ENGAUGE® RFID Brief Statement**

**CAUTION:** Federal (USA) law restricts this device to sale by, or on the order of, a physician.

**CAUTION:** This document is not intended to substitute for the necessity of reading and understanding the light source Operator's Manual.


**INDICATIONS AND USAGE:** Fiber Optic Instruments with ENGAUGE® Radio Frequency Identification Device (RFID) for use with the CONSTELLATION® System. These instruments can be used on the ACCURUS® System or ACCURUS® High Brightness Illuminator (AHBI) using the RFID Adapter Model Number 8065751140.

### **WARNINGS AND PRECAUTIONS:**

- Minimize the light intensity and duration of exposure to the retina to reduce risk of retinal photic injury.
- Avoid operation of a fiber in air on consoles capable of illumination levels and settings higher than 10 lumens. This may result in fiber probe deformation and/or high surface temperatures that may cause patient injury.

**ATTENTION:** Reference the Directions for Use labeling for a complete listing of indications, warnings, precautions, complications and adverse events.





**Alcon**® / **GRIESHABER**®  
DSP Instrumentation



Available in multiple tip styles in 23, 25+<sup>®</sup> series and 20 gauge instruments. Single-use, sterile.

16 individual levers provide tactile feedback. 360° actuation rotational freedom for precise intraocular tip placement.

Very lightweight polymeric, ergonomic handle for exceptional balance and control.

## GRIESHABER REVOLUTION<sup>®</sup> DSP

*High quality, sterile, ready-to-use vitreoretinal instruments with lightweight 360° activation handle. Made by Swiss craftsmen, GRIESHABER REVOLUTION<sup>®</sup> DSPs are designed to perform at the highest level in every case.*

## Fine Membranes

### GRIESHABER REVOLUTION® DSP ILM Forceps

- End-grasping design ideal for “maculorhexis” or other fine membrane grasping
- Tip style improves visualization
- Multi-purpose grasping applications
- Single-use, sterile

707.44 | 20 Gauge | 6/box  
 706.44 | 23 Gauge | 6/box  
 705.44 | 25 Gauge | 6/box  
 705.44P | 25+® | 6/box  
 711.44 | 27+® | 6/box\*

20 23 25 25+ 27+

### GRIESHABER REVOLUTION® DSP Asymmetrical Forceps

- Tip angle conforms to the radius curvature of the retina
- Allows for better visualization while grasping tissue
- Single-use, sterile

706.45 | 23 Gauge | 6/box  
 705.45 | 25 Gauge | 6/box  
 705.45P | 25+® | 6/box

23 25 25+

### GRIESHABER REVOLUTION® DSP End Grasping Forceps

- Fine tip enhances visualization
- Multi-purpose design
- Single-use, sterile

706.43 | 23 Gauge | 6/box  
 705.43 | 25 Gauge | 6/box  
 705.43P | 25+® | 6/box  
 711.43 | 27+® | 6/box\*

23 25 25+ 27+

### GRIESHABER REVOLUTION® DSP Fiber Optic End Grasping Forceps

- Fiber optic tip transmits light
- Homogenous light removes shadows
- Simple set up
- Single-use, sterile

708.12 | 20 gauge | 6/box

20

## Heavy Membranes

### GRIESHABER® MAXGRIP® Forceps

- Micro-textured broad grasping surface for secure grasping of fibrous or adherent membranes
- Grasping force exceeds 80 grams – 23G and 20G, 60 grams – 25G, 25+® series, 40 grams – 27+® series
- Blunt (slightly rounded) distal end
- Single-use, sterile

707.13 | 20 Gauge | 6/box  
 706.13 | 23 Gauge | 6/box  
 705.13 | 25 Gauge | 6/box  
 705.13P | 25+® | 6/box  
 711.13 | 27+® | 6/box\*

20 23 25 25+ 27+

### GRIESHABER REVOLUTION® DSP Serrated Forceps

- Serrated tip allows for secure grasping of fibrous membranes
- Wide opening allows for versatility
- Grasping force exceeds 50 grams – 23G, 40 grams – 25G
- Blunt (slightly rounded) distal end
- Single-use, sterile

707.47 | 20 Gauge | 6/box  
 706.47 | 23 Gauge | 6/box  
 705.47 | 25 Gauge | 6/box  
 705.47P | 25+® | 6/box

20 23 25 25+

### GRIESHABER REVOLUTION® DSP Curved Scissors

- Fine curved blades for multi-purpose cutting
- Smooth cutting action with 40° curvature
- Cannula compatible
- Single-use, sterile

706.52 | 23 Gauge | 6/box  
 705.52 | 25 Gauge | 6/box  
 705.52P | 25+® | 6/box

23 25 25+ 27+

711.53 | 27+® | 6/box\* - Straight Scissors

### GRIESHABER REVOLUTION® DSP Vertical Scissors

- Sharp, reliable cutting
- Rotatability, provides ease of tip repositioning
- Distal tip design aids in establishing cleavage plane
- Single-use, sterile

707.25 | 20 Gauge | 6/box  
 706.26 | 23 Gauge | 6/box

20 23

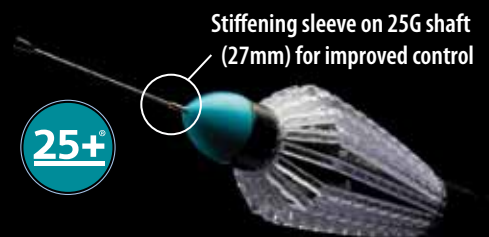
COATING	ILLUMINATED	GAUGE
Black Coated	Fiber Optic	20
Uncoated		23
Diamond Coated		25
		25+
		27+

\*Future Release

Contact your local Alcon Representative to learn availability for your country/region

GRIESHABER® DSP SINGLE-USE INSTRUMENTS

25+® instruments answer the most common barrier to 25G – instrument flexibility.



25+



**GRIESHABER  
REVOLUTION®  
Handle**

- Lightweight polymeric, ergonomic handle for exceptional balance and enhanced control
- 36 individual, sculpted levers provide tactile feedback
- 360° actuation rotational freedom for precise intraocular tip placement

712.00.41 | Red  
712.00.42 | Blue



**GRIESHABER®  
RENAISSANCE® NG  
Handle**

- Squeeze actuation mechanism
- Compatible with quick-lock connector tips
- Sleek, symmetrical, handle is light and ergonomic

712.00.31 | Red  
712.00.32 | Blue



**GRIESHABER®  
SUTHERLAND NG  
Handle**

- A staple of vitreoretinal surgeons for nearly 25 years
- Quick-lock connector compatible
- Simplistic design using a single lever mechanism

712.00.11 | Red  
712.00.12 | Blue



**GRIESHABER®  
RENAISSANCE®  
Advanced  
Handle**

- Slimmer design, shorter travel to actuate
- Lightweight handle with optimized center of gravity
- **Designed for use with GRIESHABER® Advanced DSP Tips only**

713.00.38 | Red

GRIESHABER® REUSABLE HANDLES

Contact your local Alcon Representative to learn availability for your country/region



**GRIESHABER® Advanced DSP Tips**



## Fine Membranes

### GRIESHABER® Advanced DSP Tip ILM Forceps

- End-grasping design ideal for “maculorhexis” or other fine membrane grasping
- Tip style improves visualization

720.44 | 20 Gauge | 6/box  
 723.44 | 23 Gauge | 6/box  
 725.44 | 25 Gauge | 6/box  
 725.44P | 25+\* | 6/box  
 727.44 | 27+\* | 6/box\*

20 23 25 25+ 27+

### GRIESHABER® Advanced DSP Tip Asymmetrical Forceps

- Tip angle conforms to the radius curvature of the retina
- Allows for better visualization while grasping tissue
- Grasping force exceeds 25 grams

723.45 | 23 Gauge | 6/box  
 725.45 | 25 Gauge | 6/box  
 725.45P | 25+\* | 6/box

23 25 25+

### GRIESHABER® Advanced DSP Tip End Grasping Forceps

- Fine tip enhances visualization
- Multi-purpose design
- Grasping force exceeds 25 grams

720.43 | 20 Gauge | 6/box  
 723.43 | 23 Gauge | 6/box  
 725.43 | 25 Gauge | 6/box  
 725.43P | 25+\* | 6/box  
 727.43 | 27+\* | 6/box\*

20 23 25 25+ 27+

## Heavy Membranes

### GRIESHABER® Advanced DSP Tip MAXGRIP® Forceps

- Micro-textured grasping surface for secure grasping of fibrous or adherent membranes
- Grasping force exceeds 80 grams – 23G, 60 grams – 25G, 40 grams – 27+\* series

720.13 | 20 Gauge | 6/box  
 723.13 | 23 Gauge | 6/box  
 725.13 | 25 Gauge | 6/box  
 725.13P | 25+\* | 6/box  
 727.13 | 27+\* | 6/box\*

20 23 25 25+ 27+

### GRIESHABER® Advanced DSP Tip Serrated Forceps

- Serrated tip allows for secure grasping of fibrous membranes
- Blunt (slightly rounded) distal end
- Grasping force exceeds 50 grams

720.47 | 20 Gauge | 6/box  
 723.47 | 23 Gauge | 6/box  
 725.47 | 25 Gauge | 6/box  
 725.47P | 25+\* | 6/box

20 23 25 25+

### GRIESHABER® Advanced DSP Tip Curved Scissors

- Fine curved blades for multi-purpose cutting
- Smooth cutting action with 40° curvature
- Cannula compatible in 23 Gauge and 25 Gauge

720.52 | 20 Gauge | 6/box  
 723.52 | 23 Gauge | 6/box  
 725.52 | 25 Gauge | 6/box  
 725.52P | 25+\* | 6/box

20 23 25 25+ 27+

727.53 | 27+\* | 6/box\* - Straight Scissors

### GRIESHABER® Advanced DSP Tip Vertical Scissors

- Smooth cutting action for membrane segmentation
- Single-use, sterile
- Products are not 20 Gauge cannula compatible

701.11 | 20 Gauge | 1.1 mm | 6/box  
 701.12 | 20 Gauge | 1.9 mm | 6/box  
 720.26 | 20 Gauge | MPC Style | 6/box  
 723.26 | 23 Gauge | MPC Style | 6/box

20 23

*All DSP Tips are sterile, single-use and can be paired with the handle of your choice. Tips and handles sold separately.*

\*Future Release

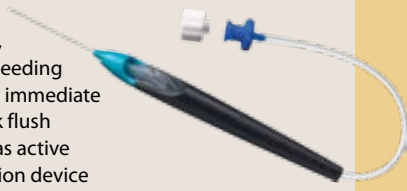
COATING	ILLUMINATED	GAUGE
Black Coated	Fiber Optic	20
Uncoated		23
Diamond Coated		25
		25+
		27+

Contact your local Alcon Representative to learn availability for your country/region

*Many tip choices to fit your surgical pathologies*

### Backflush Soft Tip, DSP

- Single-use, sterile
- For handling tissue, hemorrhage and bleeding
- Surgeon controlled immediate aspiration and back flush
- Designed to serve as active and passive aspiration device



337.82 | 20 Gauge | 6/box | 2.0 mm  
337.86 | 23 Gauge | 6/box | 2.0 mm  
337.84 | 25 Gauge | 6/box | 2.0 mm  
337.88 | 27+\* | 6/box | 0.8 mm\*

20 23 25 27+

### Backflush Blunt Tip, DSP

- Single-use, sterile
- For handling tissue, hemorrhage and bleeding
- Surgeon controlled immediate aspiration and back flush
- Designed to serve as active and passive aspiration device



337.81 | 20 Gauge | 6/box  
337.85 | 23 Gauge | 6/box  
337.83 | 25 Gauge | 6/box  
337.87 | 27+\* | 6/box\*

20 23 25 27+

### Soft Tip Cannula

- Single-use, sterile



8065149528 | 20 Gauge | 10/box | 2.0 mm\*  
8065149527 | 23 Gauge | 10/box | 0.8 mm\*  
8065149530 | 25 Gauge | 10/box | 0.8 mm\*  
8065149529 | 27+\* | 10/box | 0.8 mm\*

20 23 25 27+

### Soft Tip Cannula

- Single-use, sterile

8065149523 | 23 Gauge | 10/box†  
8065149525 | 25 Gauge | 10/box†

23 25



### Aspirating Pic, DSP

- Single-use, sterile
- Multi-purpose aspirating pic for manipulation of tissue
- Cannula compatible



337.51 | 25 Gauge | 6/box

25

### Extendable Pic, DSP

- Single-use, sterile
- Comfortable manipulation of tissue
- Cannula compatible

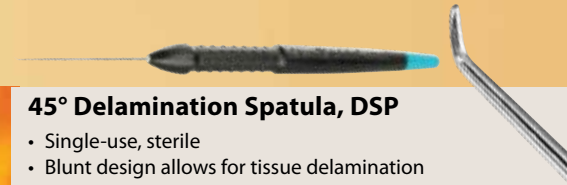


337.52 | 25 Gauge | 6/box

25

### 45° Delamination Spatula, DSP

- Single-use, sterile
- Blunt design allows for tissue delamination




337.94 | 23 Gauge | 6/box  
337.91 | 25 Gauge | 6/box

23 25

### 45° Pic, DSP

- Single-use, sterile
- Sharp pic design can assist in gaining a membrane edge for peeling



337.95 | 23 Gauge | 6/box  
337.92 | 25 Gauge | 6/box

23 25

### MVR DSP

- Single-use, sterile
- May be used as a pic or to dissect membranes



8065912001 | 20 Gauge | 6/box  
8065912301 | 23 Gauge | 6/box  
8065912501 | 25 Gauge | 6/box

20 23 25

Contact your local Alcon Representative to learn availability for your country/region

\*Available in certain markets only.

\*Future Release

**GRIESHABER® Advanced DSP Backflush – surgeon controlled immediate aspiration and reflux**

### GRIESHABER® Aspheric Macular Lens

- Designed for improved visualization with enhanced contrast and crisp viewing throughout field of view
- Excellent self retaining qualities with more than 200mm<sup>2</sup> corneal surface contact area
- Six tabs stabilize but do not interfere with cannulas or globe rotation.
- Aspheric geometry offers improvements over traditional lens geometry to compensate for off-axis stereo viewing, defocus, loss of contrast and edge sharpness

618.60 | 6/box | ~30° FOV -59D



### CONSTELLATION® Pneumatic Hand Piece, DSP

- Designed for use with 20, 23, 25, 25+\*, or 27+\* series GRIESHABER® Advanced DSP tips
- Lightweight, ergonomic handle with superior control of actuation through the footpedal
- Single-cut or multi-cut scissors actuation similar to MPC
- Proportional control also available for scissors or forceps
- ENGAUGE® RFID
- Sterile, single-use

725.01 | 6/box



### Sclerotomy Adaptor, DSP

- Single-use, sterile
- Allows conversion of a 20 Gauge non-cannulated incision down to either a 23 Gauge or 25 Gauge cannula-based surgery
- Contains one sclerotomy adaptor and one plug

617.91 | 20/23 Gauge | 6/box  
617.92 | 20/25 Gauge | 6/box


\*Future Release

Contact your local Alcon Representative to learn availability for your country/region

### Diathermy Probe, DSP

- Designed to selectively coagulate tissue
- Pointed 30° tip for optimal visualization
- Ergonomic handle design
- For use on the CONSTELLATION® Vision System or ACCURUS® Surgical System

339.21 | 25 Gauge | 6/box\*  
339.31 | 27+\* | 6/box\*  
8065128402 | 12' Reusable Bipolar Silicone Cable | 1 each



### ACCURUS® Pneumatic Hand Piece Adaptor

- Converts the ACCURUS® Pneumatic Hand Piece (8065808101) to be used with DSP tips
- Threaded to quick lock connector adaptor
- Reusable

712.00.01 | 1 each



8065808101 | ACCURUS® Pneumatic Hand Piece | 1 each

### Flexible Iris Retractors

- Single-use, sterile
- Strong yet flexible nylon hooks for mechanical iris dilation
- Smooth finish on material in contact with the cornea and iris

611.74 | 1 unit of 5 retractors | 1/box  
611.75 | 6 units of 5 retractors | 1/box



### GRIESHABER ULTRASHARP® Dissection Knife

- Spatula-shaped knife of 0.6mm used to make self-sealing incision at the limbus
- This knife can be used to make incision for Flexible Iris Retractors (611.74/611.75)

681.05 | 1 each

COATING	ILLUMINATED	GAUGE	ILLUMINATION CONNECTOR
Black Coated	Fiber Optic	20	ALCON® ACMI
Uncoated		23	
Diamond Coated		25	
		25+	
		27+	

25G Diathermy for both 23G & 25G cases.

## GRIESHABER® DSP Combined Brief Statement

**Indications for Use:** The CONSTELLATION® Vision System is an ophthalmic microsurgical system that is indicated for both anterior segment (i.e., phacoemulsification and removal of cataracts) and posterior segment (i.e., vitreoretinal) ophthalmic surgery.

GRIESHABER® DSP instruments are a line of single-use vitreoretinal micro-instruments which are used in ophthalmic surgery, for cases either in the anterior or the posterior segment. The GRIESHABER® Advanced Backflush Handles DSP are a family of instruments for fluid and gas handling in vitreoretinal surgery.

**Caution:** Federal (USA) law restricts this device to sale by, or on the order of, a physician.

### **Warnings and Precautions: CONSTELLATION® Vision System**

- The disposables used in conjunction with ALCON® instrument products constitute a complete surgical system. Use of disposables and handpieces other than those manufactured by Alcon may affect system performance and create potential hazards.
- Attach only consumables supplied by Alcon to console and cassette luer fittings. Do not connect consumables to the patient's intravenous connections.
- Mismatch of consumable components and use of settings not specifically adjusted for a particular combination of consumable components may create a patient hazard.
- Vitreous traction has been known to create retinal tears and retinal detachments.
- The closed loop system of the CONSTELLATION® Vision System that adjusts IOP cannot replace the standard of care in judging IOP intraoperatively. If the surgeon believes that the IOP is not responding to the system settings and is dangerously high or low, this may represent a system failure. Note: To ensure proper IOP Compensation calibration, place infusion tubing and infusion cannula on a sterile draped tray at mid-cassette level during the priming cycle.
- Leaking sclerotomy may lead to post operative hypotony.

### **Warnings and Precautions: GRIESHABER® DSP Instruments**

- Potential risk from reuse or reprocessing GRIESHABER® DSP instruments include: foreign particle introduction to the eye; reduced cutting or grasping performance; path leaks or obstruction resulting in reduced fluidics performance.
- Verify correct tip attachment, function and tip actuation before placing it into the eye for surgery.
- For light fiber instruments: Minimize light intensity and duration of exposure to the retina to reduce risk of retinal photic injury. The light fiber instruments are designed for use with an ALCON® illumination source.
- Good clinical practice dictates the testing for adequate irrigation and aspiration flow prior to entering the eye. If stream of fluid is weak or absent, good fluidics response will be jeopardized.
- Use appropriate pressure supply to ensure a stable IOP.
- If unwanted tissue gets engaged to the aspiration port, it should be released by interrupting aspiration before moving the instrument.

**Attention:** Reference the device specific Directions for Use for a complete listing of indications, warnings, and precautions.

## GRIESHABER® Aspheric Macular Lens Brief Statement

**Indications for Use:** The GRIESHABER® DSP Aspheric Macular Lens is used to visualize the fundus and retinal structures during vitreoretinal surgery. It is designed as a self-retaining contact lens to allow hands-free operation.

**Caution:** Federal (USA) law restricts this device to sale by, or on the order of, a physician.

### **Warnings and Precautions:**

- The device may be used only by well trained physicians and personnel.
- Potential risk from reuse or reprocessing include: reduced optical quality, surface damage on the optics, and foreign particle introduction to the eye.
- The surgeon's team has to ensure that sufficient viscous fluid is available throughout usage of the lens for continuous humidification of the cornea.

**Attention:** Reference the Directions for Use for a complete listing of indications, warnings, and precautions.

## GRIESHABER® Diathermy Brief Statement

**Indications for Use:** The GRIESHABER® Diathermy Probes are used for cases either in the anterior or posterior eye segment. Diathermy can be used to treat retinal tears, stop surface bleeding and selectively coagulate tissue by applying electrical energy.

**Caution:** Federal (USA) law restricts this device to sale by, or on the order of, a physician.

### **Warnings and Precautions:**

- The device may be used only by well trained physicians and personnel.
- Potential risk from reuse or reprocessing include: insufficient coagulation performance, and foreign particle introduction into the eye.
- Do not use the coagulation instruments on patients with pacemakers. If electro surgery is used on patients with implanted cardiac pacemakers or pacemaker electrodes, be aware that irreparable damage to the pacemaker and its function may occur and lead to ventricular fibrillation.
- Do not activate coagulation while instrument tip is in contact with a metallic surface.
- Prior to each use, the instrument and cord must be thoroughly inspected. Using damaged instruments or cables can result in injury to the patient or the operating room personnel.
- Connect the bipolar cable to the coagulation receptacles of the console only.
- Flammable agents or solvents should be allowed to fully evaporate before application of high-frequency energy.
- Avoid prolonged activation. Multiple short activations allow the normal surrounding tissue to remain cool.

**Attention:** Reference the Directions for Use for a complete listing of indications, warnings, and precautions.

*A variety of specialty instruments to compliment  
vitreoretinal surgeries.*



# PERFLUORON®

**Perfluorocarbon Liquid**  
(purified perfluoro-n-octane liquid)



GASES, TAMPONADES  
& SOLUTIONS

PERFLUORON® Reg. U.S. Pat. & T.M. Off.

# PERFLUORON®

**Perfluorocarbon Liquid**  
(purified perfluoro-n-octane liquid)



GASES, TAMPONES  
& SOLUTIONS

TAMPONADES

SOLUTIONS

**PERFLUORON®  
Perfluorocarbon  
Liquid Procedural Kit**



8065900111 | 5 mL | 3/box (Int'l only)  
8065900112 | 7 mL | 2/box (Int'l only)

**BSS PLUS® Intraocular  
Irrigation Solution**



0065080050 | 500 mL | 6/box  
0065080025 | 250 mL | 6/box

**SILIKON™ 1000 Oil  
Vial, 8.5 mL**



8065601185 | 1 each  
*pending CE mark*

**BSS® Sterile  
Irrigation Solution**



0065079550 | 500 mL | 6/box  
0065079525 | 250 mL | 6/box  
0065079530 | 30 mL | 20/box  
0065079515 | 15 mL | 36/box

**BSS PLUS® Solution  
Administration Set**

• Dry, natural rubber



0065082650 | 50/box

PERFLUORON® and SILIKON™ Reg. U.S. Pat. & T.M. Office

Contact your local Alcon Representative to learn availability  
for your country/region

**PERFLUORON® Perfluorocarbon Liquid -  
high vapor pressure, specific gravity,  
immiscibility and optical clarity**

See the last page of this section for Important Safety Information about these products.





For use with the  
ACCURUS® Surgical System

**ISPAN® SF<sub>6</sub>  
Intraocular Gas**

- 8065797001 | 450 g | 1 each
- 8065797002 | 125 g | 1 each
- 8065797003 | 20 g | 1 each



**ISPAN® C<sub>3</sub>F<sub>8</sub>  
Intraocular Gas**

- 8065797101 | 450 g | 1 each
- 8065797102 | 125 g | 1 each
- 8065797103 | 20 g | 1 each

For use with the  
CONSTELLATION® Vision System only

**ISPAN® SF<sub>6</sub>  
Intraocular Gas**

- 8065797005 | 125 g | 1 each



**ISPAN® C<sub>3</sub>F<sub>8</sub>  
Intraocular Gas**

- 8065797105 | 125 g | 1 each

**ACCURUS® ISPAN® Tank Regulator  
450, 125, 20 g**

- Fits tanks, 450, 125, 20 g

8065797303 | 1 each  
Not for use with CONSTELLATION® System Auto  
Gas Fill feature



**Regulator Gasket Kit - O-Rings**

- 8065797401 | 25/box



**ISPAN® Tank Stand**

- 8065797201 | 1 each



**PRODUCTS FOR  
ACCURUS® SURGICAL SYSTEM  
AND CONSTELLATION®  
VISION SYSTEM**

**Return Box**

- Fits all sizes

- 8065797701 | SF<sub>6</sub> | 1 each
- 8065797601 | C<sub>3</sub>F<sub>8</sub> | 1 each



**ACCESSORIES**

- TAM111 | ISPAN® Patient Card

\*ISPAN is a registered trademark of Air Liquide Healthcare America Corp.

Contact your local Alcon Representative to learn availability  
for your country/region

GASES

**ISPAN® Gases**



## PERFLUORON® Liquid Brief Statement

**CAUTION:** Federal (USA) law restricts this device to sale by, or on the order of, a physician.

**INDICATION:** PERFLUORON® (purified perfluoro-n-octane liquid) is an intraoperative tool indicated for use during vitreoretinal surgery in patients with primary or recurrent retinal detachment which is complicated by penetrating ocular trauma, giant retinal tear(s) or proliferative vitreoretinopathy (PVR).

**CONTRAINDICATIONS:**

- PERFLUORON® liquid is contraindicated for long-term use in the eye or as vitreous replacement.

**WARNINGS:**

- PERFLUORON® liquid should not be injected directly into the vitreous, or injected simultaneously with aspiration of the vitreous, as severe intraocular damage may occur.
- At the conclusion of the surgical procedure PERFLUORON® liquid must be COMPLETELY removed from the eye and replaced with an appropriate vitreous substitute.

**ATTENTION:** Reference the Directions for Use labeling for a complete listing of indications, warnings, precautions, complications and adverse events.

## SILIKON™ 1000 Oil Brief Statement

**CAUTION:** Federal (USA) law restricts this device to sale by, or on the order of, a physician.

**INDICATION:** SILIKON™ 1000 oil is indicated for use as a prolonged retinal tamponade in selected cases of complicated retinal detachments where other interventions are not appropriate for patient management. Complicated retinal detachments or recurrent retinal detachments occur most commonly in eyes with proliferative vitreoretinopathy (PVR), proliferative diabetic retinopathy (PDR), cytomegalovirus (CMV) retinitis, giant tears, and following perforating injuries. SILIKON™ 1000 oil is also indicated for primary use in detachments due to Acquired Immune Deficiency Syndrome (AIDS), related CMV retinitis and other viral infections affecting the retina.

**CONTRAINDICATIONS:**

- SILIKON™ 1000 oil (purified polydimethylsiloxane) is contraindicated in patients with known hypersensitivity to silicone oil.
- SILIKON™ 1000 oil is contraindicated in pseudophakic patients with silicone intraocular lenses.

**WARNINGS/PRECAUTIONS:**

- Oil-induced papillary block and angle closure can occur in aphakic eyes if a six o'clock iridectomy is not performed.
- Do not use a vial for more than one patient.
- Discard unused portion.
- Do not admix with any other substances prior to injection.
- Do not resterilize.
- Do not use expired product.
- An underfill may result in an ineffective inferior tamponade and an overfill may result in corneal abnormalities and elevated IOP.
- The use of SILIKON™ 1000 oil as a long term tamponade has not been studied and must be determined by the treating physician. SILIKON™ 1000 oil should be removed when, in the judgment of the physician, the retinal attachment would not be compromised.

**ATTENTION:** Reference the Directions for Use labeling for a complete listing of indications, warnings, precautions, complications and adverse events.

## ISPAN\* Perfluoropropane (C3F8) Gas Brief Statement

**Description:** ISPAN\* Perfluoropropane (C3F8) is a liquefied gas under pressure and is administered by injection into the vitreous cavity. It is Octafluoropropane (C3F8) from the Haloalkanes chemical family. The boiling point is -36.7°C (-34.1°F) and the vapor pressure at 20°C is 100 psig (pounds per square inch gauge). Perfluoropropane is clear and colorless with a faintly sweet odor. ISPAN\* C3F8 purity: perfluoropropane (Octafluoropropane) 99.8% (minimum), air 1000 ppm (maximum) and perfluoropropene 10 ppm (maximum).

**Caution:** Federal (USA) law restricts this device to sale by, or on the order of, a physician.

**Indications:** ISPAN\* Perfluoropropane (C3F8) is a surgical aid for use in the treatment of uncomplicated retinal detachment by pneumatic retinopexy. It is used in the form of an intravitreal injection for selected retinal breaks and to aid in resorption of subretinal fluid. Associated measures used include transconjunctival and transcleral cryotherapy and laser photocoagulation.

**Contraindications:** Proliferative vitreoretinopathy (PVR) greater than Stage C, then mental or physical inability to maintain the therapeutic position for 5 postoperative days, severe glaucoma with more than a minimum of field loss and a cup to disc ratio equal to or greater than 0.6; uveitis; severe peripheral retinal degeneration; and high altitude travel, include but not limited to airline travel.

**Warnings:** Use of Nitrous Oxide (N2O) must be stopped at least 10 minutes before gas injection to ensure an adequate postoperative bubble is achieved. Do not administer Nitrous Oxide (N2O) if a gas bubble is present.

Do not use the ISPAN\* gas if the cylinder pressure is below 50 psi as the expansion performance of the gas may change resulting in elevated intraocular pressure.

**Precautions:** Caution should be used in eyes with angle recession, pigment dispersion syndrome, significant anterior synechiae, traumatized eyes and eyes with significant vitreous hemorrhage obscuring an adequate view of the peripheral retina.

**Attention:** Reference the Physician Labeling/Directions for Use for a complete listing of adverse reactions, warnings and precautions.

## Sulfur Hexafluoride (SF6) Gas Brief Statement

**Description:** ISPAN\* Sulfur Hexafluoride (SF6) is a liquefied gas under pressure and is administered by injection into the vitreous cavity. It is a colorless, odorless, non-toxic, non-flammable gas. The boiling point is -63.9°C (-83°F) and the vapor pressure at 20°C is 320 psig (pounds per square inch gauge). ISPAN\* SF6 purity: sulfur hexafluoride 99.99% (minimum), air 100 ppm (maximum) carbon tetrafluoride 100 ppm (maximum) and hydrogen fluoride 0.3 ppm (maximum).

**Caution:** Federal (USA) law restricts this device to sale by, or on the order of, a physician.

**Indications:** ISPAN\* Sulfur Hexafluoride (SF6) gas is a surgical aid for use in the treatment of uncomplicated retinal detachment by pneumatic retinopexy. It is used in the form of an intravitreal injection of selected retinal breaks and to aid in resorption of subretinal fluid. Associated measures used include transconjunctival and transcleral cryotherapy and laser photocoagulation.

**Contraindications:** Proliferative vitreoretinopathy (PVR) greater than Stage C, then mental or physical inability to maintain the therapeutic position for 5 postoperative days, severe glaucoma with more than a minimum of field loss and a cup to disc ratio equal to or greater than 0.6; uveitis; severe peripheral retinal degeneration; and high altitude travel, include but not limited to airline travel.

**Warnings:** Use of Nitrous Oxide (N2O) must be stopped at least 10 minutes before gas injection to ensure an adequate postoperative bubble is achieved. Do not administer Nitrous Oxide (N2O) if a gas bubble is present.

Do not use the ISPAN\* gas if the cylinder pressure is below 50 psi as the expansion performance of the gas may change resulting in elevated intraocular pressure.

**Precautions:** Caution should be used in eyes with angle recession, pigment dispersion syndrome, significant anterior synechiae, traumatized eyes and eyes with significant vitreous hemorrhage obscuring an adequate view of the peripheral retina.

**Attention:** Reference the Physician Labeling/Directions for Use for a complete listing of adverse reactions, warnings and precautions.

