


ACUSON Sequoia

# Visual precision for musculoskeletal care

[siemens-healthineers.com/acuson-sequoia](https://siemens-healthineers.com/acuson-sequoia)



## Provide unmatched visual clarity for your patients

As a physician, diagnosing and treating complex musculoskeletal anatomy requires consistent clarity from ultrasound images without compromise. Experience an impressive combination of superior resolution and enhanced penetration eliminating the need to sacrifice one for the other or switch between transducers during your exam.



### Access small regions and around corners

Reduce strain and pressure during scans with the lightweight HLX transducer, designed with an ergonomic grip and narrow shape allowing for constant light pressure and tight access.



### Achieve visual precision

Optimized for superficial anatomy, the HLX visualizes small nerves, tendons, ligaments, and pulleys in the near field with an unprecedented level of visual precision.




### Skip the tradeoffs

Experience your imaging with InFocus imaging technology, Freehand 3D or UltraArt in real-time for diagnostic clarity.



Ultrasound can provide **immediate verification of findings** suspected on physical exam.



Dynamic studies allow for the **evaluation of pathology during movement**.

## Tackle the toughest challenges in musculoskeletal imaging



The tendon striations are clearly seen in this crisp image of the Achilles tendon, utilizing our highest frequency transducer to date, the HLX.



High resolution imaging of the supraspinatus tendon can be achieved with the 15L4 linear transducer that utilizes InFocus imaging technology to continuously optimize from the near to the far field.




Experience UltraArt universal image processing which applies algorithms to help improve spatial, temporal, and depth-based compensation, speckle reduction, edge enhancement, contrast enhancement and motion compensation. These improvements can help with image aesthetics and decrease eye fatigue.



The 18H6 hockey stick transducer allows users greater control and easier access to difficult to image areas with a small footprint and ergonomic grip, as demonstrated in this image of the flexor tendon in a finger.

### ACUSON Sequoia MSK transducers



For more information  
please contact your sales  
representative or visit  
[siemens-healthineers.com/  
acuson-sequoia](https://www.siemens-healthineers.com/acuson-sequoia)

#### Siemens Healthineers Headquarters

Siemens Healthineers AG  
Siemensstr. 3  
91301 Forchheim, Germany  
Phone: +49 9191 18-0  
[siemens-healthineers.com](https://www.siemens-healthineers.com)

#### Manufacturer

Siemens Medical Solutions USA, Inc.  
Ultrasound  
22010 S.E. 51st Street  
Issaquah, WA 98029, USA  
Phone: 1-888-826-9702  
[siemens-healthineers.com/ultrasound](https://www.siemens-healthineers.com/ultrasound)