



EMG EEG EP IOM

ELECTROMYOGRAPHY

ELECTROENCEPHALOGRAPHY

EVOKED POTENTIALS

INTRAOPERATIVE MONITORING

NEUROLOGY ACCESSORIES

CATALOGUE

SEI EMG s.r.l.

Via S.Chiera, 10

35013 CITTADELLA ITALIA

Tel: ++39-049-9401093

Fax: ++39-049-9401956

E-mail: info@seiemg.it

Website: www.seiemg.it



Cittadella: “Porta Borgo Treviso” gate and the medieval walls (XIII cent.)

ABOUT US

Founded in 1982 and based in Cittadella, Italy, the company STRUMENTAZIONE ELETTRONICA INDUSTRIALE s.n.c. (short form: SEI s.n.c.) started designing and developing neurological devices and neurology accessories by producing concentric and monopolar needle electrodes for EMG.

As early as 1989, we were the first Italian builder to launch onto the market disposable concentric and monopolar needle electrodes for electromyography and electroencephalography.

In 1998 SEI s.n.c. obtained the ISO 9002 and EN 46002 certifications and the CE certification mark on its products.

Up to then a general partnership, in October 2006 SEI s.n.c. became a Società a Responsabilità Limitata (limited liability company) and was renamed **SEI EMG s.r.l.**

At present, the company complies with the ISO 9001 and ISO 13485 certification standards.

We manufacture all of our products starting from raw materials. Each and every one of the processing steps takes place in our workshops, which are based in CITTADELLA and GALLIERA VENETA (Italy). Packaging is done at the production site, in our in-house clean room.

GENERAL INFORMATION

HOW TO CONTACT US

SEI EMG s.r.l.
Via S.Chiera, 10
35013 CITTADELLA (PD) ITALIA

Tel : ++39-049-9401093 **E-mail:** info@seiemg.it
Fax: ++39-049-9401956 **Website:** www.seiemg.it

QUALITY SYSTEM

The company complies with the UNI EN ISO 9001 and ISO 13485 Quality Systems. This quality system is certified by IMQ s.p.a.. CSQ is a company management certification system run by IMQ. CSQ-MED is the sector-based scheme which operates in the sector of medical quality management systems UNI CEI EN.

STERILIZATION

The sterilization process follows the current regulations. Sterility is guaranteed only if the package is intact and undamaged and the product is properly stored.

LABELLING

The product's code and the number of production lot, which ensure traceability, can be found on the label. The international symbols used on the labels are:



Disposable. Do not reuse.



Sterile. Sterilized by ethylene-oxide.



Sterile. Sterilized by radiation.



5160122

Lot number (in this case, 5160122).



Attention, see instructions for use.



Date of manufacture (in this case, January 2016)

2016-01



Expiration date (in this case, January 2019)

2019-01



All products marked with the CE logo conform to the requirements of the directive 93/42/CEE and are marketed in compliance with the directive.



If the product is marked with the CE logo followed by a number, it is not a Class I medical device. This means that the product complies with the essential requirements of the directive 93/42/CEE and it is certified by the Notified Body whose number is written next to the logo (in this case, 0051 stands for IMQ SpA).

PICTURES AND PHOTOGRAPHS

The pictures and photographs featured in this catalogue are not binding. The company reserves the right to make aesthetic and technical changes without any prior notice.

LIABILITY

The manufacturing processes and the physical, chemical, and biological checks conducted on materials enable the company SEI EMG to supply top-quality products, whose perfect functionality is guaranteed.

Use of the products featured in this catalogue is intended for skilled medical staff, who can use them without risks for the patients.

The company SEI EMG does not take responsibility for any immediate or indirect damage caused by misuse of the product. In particular, the company declines any liability in case of non-sterility of re-sterilized products or products in a damaged package.

Aiming at satisfying its customers, the company also reserves the right to make changes to the products without any prior notice.

CUSTOM-MADE MANUFACTURE

In compliance with the directive 93/42/CEE on medical devices, our company can create special models suitable for research and experimentation. It will be our pleasure to collaborate with you: we will be following your directions in order to meet your needs.

Not only will your project be developed as soon as possible, but also the product will be

manufactured very quickly. This is made possible by our unique techniques and entirely in-house manufacturing.

All of the items featured in this catalogue can be customized: we will spare no effort.

TINSEL CABLES

TINSEL cables are manufactured using a special technique that combines high mechanical resistance with extreme pliability.

The inner conductor is made of silver-plated copper and, as a consequence, it is highly conductive.











The TINSEL cable's characteristics make it suitable for use as a connection cable in the field of clinical Neurophysiology.

CUSTOM-MADE CABLE LENGTH

You can order TINSEL cables whose length differs from the standard. Just add (on the right of the product's code) a hyphen and a two-figure number representing the desired length expressed in decimetres.

For instance, in order to receive a 3.5-metre long **CNA2DIN** cable you will have to specify the code: **CNA2DIN-35**.

MONOPOLAR CONNECTION CABLES ARE AVAILABLE IN THE FOLLOWING COLOURS:

 YELLOW ("G")	 WHITE ("B")	 RED ("R")
 BLACK ("N")	 GREEN ("V")	 LIGHT BLUE ("C")
 BLUE ("U")	 GREY ("I")	 PURPLE ("L")
 ORANGE ("A")		

ITALIAN PRODUCTS

All our medical devices are entirely manufactured, packaged, and sterilized in Italy.

CONTENTS

About us	2
General information	3

DISPOSABLE NEEDLE ELECTRODES EMG

Disposable concentric needle electrodes with axial connection.....	11
<i>PLATINUM</i> disposable concentric needle electrodes with axial connection.....	12
Disposable single fiber needle electrodes	13
Disposable concentric needle electrodes with lateral connection	14
Disposable concentric needle electrodes with integrated cable	15
Disposable monopolar needle electrodes	16
Disposable monopolar needle electrodes with twisted cable	20
Disposable monopolar cork needle electrodes	21
Botox disposable hypodermic needle electrodes	22
Disposable wire needle electrodes	24
Disposable monopolar insulated needle	25

EMG STIMULATION-RECORDING ELECTRODES

Stimulation-recording electrodes	28
Bar electrodes	34
Ring electrodes	37
Ground electrodes	41
Velcro fixation strap	43

SURFACE ELECTRODES

Pre-gelled surface electrodes	46
Self-adhesive electrodes with snap	50
Self-adhesive electrodes with silver sensor	53
Disposable cup electrodes	54
Gold-plated cup electrodes	56
Silver/Silver chloride cup electrodes	57

Plastic-coated silver/silver chloride cup electrodes	59
Light-weight silver/silver chloride electrodes	60
Kit: 21 marked cup electrodes	61
Cup electrodes with shielded cable	63
Disc electrodes with shielded cable	64
<i>EEG HEAD CAPS</i>	
Pre-assembled EEG head caps	68
Respiration sensor	80
Tubular elastic EEG head caps	81
Bridge electrodes for tubular elastic EEG head caps	83
Ear electrodes	87
Connection cables for bridge electrodes	88
Kit: 21 marked alligator clip cables	90
Conductive electrode gel	91
Blunt needles	94
Neurology accessories	95
<i>INTENSIVE CARE/MRI EEG NEEDLES</i>	
Monopolar needle electrodes (5 colours per pouch)	98
Monopolar needle electrodes with flat cable	99
MRI monopolar needle electrodes	101
<i>CONNECTION CABLES</i>	
Connection cables	104
<i>STERILIZATION AND CLEANING</i>	
A note about reusable medical devices	111
<i>INDEX</i>	
Product codes index	112

EMG NEEDLE ELECTRODES










THIS SECTION IS ABOUT NEEDLE ELECTRODES
USED FOR EMG MONITORING.

Inox disposable concentric needle electrodes with axial connection
PLATINUM disposable concentric needle electrodes with axial connection
Disposable single fiber needle electrodes
Disposable concentric needle electrodes with lateral connection
Disposable concentric needle electrodes with integrated cable
Disposable monopolar needle electrodes with direct connection
Disposable monopolar needle electrodes with short wire
Hook-shaped disposable monopolar needle electrodes with integrated cable
Straight disposable monopolar needle electrodes with integrated cable
Disposable monopolar needle electrodes with twisted cable
Disposable monopolar cork needle electrodes
Botox disposable hypodermic needle electrodes
Disposable wire needle electrodes
Disposable monopolar insulated needle


DISPOSABLE CONCENTRIC NEEDLE ELECTRODES WITH AXIAL CONNECTION

DISPOSABLE

The internal recording core is made of stainless steel.
Packaging: box containing 25 pieces
 packed in individual pouches and sterilized by beta radiation.

CODE	CANNULA LENGTH	CANNULA DIAMETER	INTERNAL CORE	COLOUR
GA25F77	25 mm	0.30 mm (G 30)	0.05 mm ² inox	
GA25C77	25 mm	0.35 mm (G 28)	0.05 mm ² inox	
GA25A77	25 mm	0.45 mm (G 26)	0.07 mm ² inox	
GA35A77	35 mm	0.45 mm (G 26)	0.07 mm ² inox	
GA50A77	50 mm	0.45 mm (G 26)	0.07 mm ² inox	
GA50B77	50 mm	0.50 mm (G 25)	0.07 mm ² inox	
GA60B77	60 mm	0.50 mm (G 25)	0.07 mm ² inox	
GA75B77	75 mm	0.50 mm (G 25)	0.07 mm ² inox	
GA100B77	100 mm	0.50 mm (G 25)	0.07 mm ² inox	

CONNECTION CABLE FOR CONCENTRIC NEEDLE ELECTRODES (*GA SERIES*)

CODE	CABLE LENGTH	
CNA2DIN-10	1.0 m	
CNA2DIN-15	1.5 m	
<p>The connection cable for <i>GA series</i> needle electrodes is shielded, extraflexible, and grey.</p> <p>CONNECTION Electromyograph end: 5 pole DIN 240°</p>		










PLATINUM DISPOSABLE CONCENTRIC NEEDLE ELECTRODES WITH AXIAL CONNECTION

DISPOSABLE


The internal recording core is made of platinum.

Packaging: box containing 25 pieces

packed in individual pouches and sterilized by beta radiation.

CODE	CANNULA LENGTH	CANNULA DIAMETER	INTERNAL CORE	COLOUR
GA25F31	25 mm	0.30 mm (G 30)	0.05 mm ² platinum	
GA25C31	25 mm	0.35 mm (G 28)	0.05 mm ² platinum	
GA25A31	25 mm	0.45 mm (G 26)	0.07 mm ² platinum	
GA35A31	35 mm	0.45 mm (G 26)	0.07 mm ² platinum	
GA50A31	50 mm	0.45 mm (G 26)	0.07 mm ² platinum	
GA50B31	50 mm	0.50 mm (G 25)	0.07 mm ² platinum	
GA60B31	60 mm	0.50 mm (G 25)	0.07 mm ² platinum	
GA75B31	75 mm	0.50 mm (G 25)	0.07 mm ² platinum	
GA100B31	100 mm	0.50 mm (G 25)	0.07 mm ² platinum	

CONNECTION CABLE FOR CONCENTRIC NEEDLE ELECTRODES (GA SERIES)

CODE	CABLE LENGTH	
CNA2DIN-10	1.0 m	
CNA2DIN-15	1.5 m	
<p>The connection cable for <i>GA series</i> needle electrodes is shielded, extraflexible, and grey.</p> <p>CONNECTION Electromyograph end: 5 pole DIN 240°</p>		




DISPOSABLE SINGLE FIBER NEEDLE ELECTRODES

DISPOSABLE

DISPOSABLE SINGLE FIBER NEEDLE ELECTRODES


Needle electrode with recording core placed on a side port near the needle tip, opposite the cutting edge bevel.

Packaging: box containing 10 pieces
packed in individual pouches and sterilized by beta radiation.








CODE	CANNULA LENGTH	CANNULA DIAMETER	INTERNAL CORE	
GA25A-1L	25 mm	0.45 mm (G 26)	0.00125 mm ²	
GA35A-1L	35 mm	0.45 mm (G 26)	0.00125 mm ²	
GA50A-1L	50 mm	0.45 mm (G 26)	0.00125 mm ²	




CONNECTION CABLE FOR CONCENTRIC NEEDLE ELECTRODES (GA SERIES)

CODE	CABLE LENGTH	
CNA2DIN-10	1.0 m	
CNA2DIN-15	1.5 m	
<p>The connection cable for <i>GA series</i> needle electrodes is shielded, extraflexible, and grey.</p> <p>CONNECTION Electromyograph end: 5 pole DIN 240°</p>		

DISPOSABLE CONCENTRIC NEEDLE ELECTRODES WITH LATERAL CONNECTION **DISPOSABLE**

GU SERIES concentric needle electrodes The internal recording core is made of stainless steel. Packaging: box containing 25 pieces packed in individual pouches and sterilized by beta radiation.				
CODE	<i>CANNULA LENGTH</i>	<i>CANNULA DIAMETER</i>	<i>INTERNAL CORE</i>	
GU25F77	25 mm	0.30 mm (G 30)	0.05 mm ² ; inox	
GU25C77	25 mm	0.35 mm (G 28)	0.05 mm ² ; inox	
GU25A77	25 mm	0.45 mm (G 26)	0.07 mm ² ; inox	
GU35A77	35 mm	0.45 mm (G 26)	0.07 mm ² ; inox	
GU50A77	50 mm	0.45 mm (G 26)	0.07 mm ² ; inox	
GU50B77	50 mm	0.50 mm (G 25)	0.07 mm ² ; inox	
GU70B77	70 mm	0.50 mm (G 25)	0.07 mm ² ; inox	

CONNECTION CABLE FOR CONCENTRIC NEEDLE ELECTRODES (*GU SERIES*)

CODE	<i>CABLE LENGTH</i>	
CNU2DIN-10	1.0 m	
CNU2DIN-15	1.5 m	
<p>The connection cable for <i>GU series</i> needle electrodes is shielded, extraflexible, and grey.</p> <p>CONNECTION Electromyograph end: 5 pole DIN 240°</p>		

DISPOSABLE CONCENTRIC NEEDLE ELECTRODES WITH INTEGRATED CABLE **DISPOSABLE**

Concentric needle electrodes WITH INTEGRATED CABLE AND 5 POLE DIN CONNECTOR

The internal recording core is made of stainless steel.

Packaging: box containing 10 pieces

packed in individual pouches and sterilized by beta radiation.

CODE	CANNULA LENGTH	CANNULA DIAMETER	INTERNAL CORE	CABLE LENGTH
GU40A77-15	40 mm	0.45 mm (G 26)	0.07 mm ² ; inox	1.5 m
GU40A77-30	40 mm	0.45 mm (G 26)	0.07 mm ² ; inox	3.0 m









The cable is shielded, extraflexible, and grey.

CONNECTION



Electromyograph end: 5 pole DIN 240°

DISPOSABLE MONOPOLAR NEEDLE ELECTRODES WITH PIN CONNECTION **DISPOSABLE**

**Monopolar needle electrodes without connection cable and Ø 0.5 mm male connector pin.
Packaging: box containing 50 pieces
packed in individual pouches and sterilized by beta radiation.**







CODE	SHAFT LENGTH	SHAFT DIAMETER	
THIN SHAFT			
<i>MU10S25</i>	10 mm	0.25 mm	
<i>MU12S25</i>	12 mm	0.25 mm	
<i>MU15S25</i>	15 mm	0.25 mm	
<i>MU25S25</i>	25 mm	0.25 mm	
MEDIUM SHAFT			
<i>MU15S35</i>	15 mm	0.35 mm	
HOOK-SHAPED SHAFT			
<i>MU15U35</i>	15 mm	0.35 mm	

CONNECTION CABLE FOR *DISPOSABLE MONOPOLAR NEEDLE ELECTRODES WITH PIN CONNECTION*

CODE	CABLE LENGTH	
<i>CNUIJP1-10</i>	1.0 m	
<i>CNUIJP1-15</i>	1.5 m	
Connection cable: extra-flexible TINSEL		
CONNECTION needle electrode end: 0.5 mm female instrument end: touchproof DIN42802 Ø 1.5 mm		
		colour: yellow. Customized colours: see above.

MONOPOLAR NEEDLE ELECTRODES WITH 8-CM LEAD WIRE **DISPOSABLE**

**Monopolar needle electrodes with 8-cm lead wire and Ø 1.0 mm male touchproof connector.
Packaging: box containing 50 pieces
packed in individual pouches and sterilized by beta radiation.**

CODE	SHAFT LENGTH	SHAFT DIAMETER	
THIN SHAFT			
<i>MUI0F25</i>	10 mm	0.25 mm	
<i>MUI2F25</i>	12 mm	0.25 mm	
<i>MUI5F25</i>	15 mm	0.25 mm	
MEDIUM SHAFT			
<i>MUI2F35</i>	12 mm	0.35 mm	
<i>MUI5F35</i>	15 mm	0.35 mm	
HOOK-SHAPED SHAFT			
<i>MUI5G35</i>	15 mm	0.35 mm	

CONNECTION CABLE FOR *DISPOSABLE MONOPOLAR NEEDLE ELECTRODES WITH 8-CM LEAD WIRE*

CODE	CABLE LENGTH	
<i>CNUIKP1-10</i>	1.0 m	
<i>CNUIKP1-15</i>	1.5 m	
Connection cable: extra-flexible TINSEL		
CONNECTION needle electrode end: 1.0 mm female instrument end: touchproof DIN42802 Ø 1.5 mm		
		colour: yellow. Customized colours: see above.

MONOPOLAR NEEDLE ELECTRODES WITH INTEGRATED CABLE **DISPOSABLE**

Hook-shaped monopolar needle electrodes with integrated connection cable.

**Packaging: box containing 25 pieces (5 per colour: see table below)
packed in individual pouches and sterilized by beta radiation.**

CODE	SHAFT LENGTH	SHAFT DIAMETER	CABLE LENGTH	CABLE COLOUR					
HOOK-SHAPED SHAFT									
<i>MUI5XC1-10</i>	15 mm	0.35 mm	1.0 m	<table style="display: inline-table; border: none;"> <tr> <td style="width: 20px; height: 20px; background-color: yellow;"></td> <td style="width: 20px; height: 20px; background-color: lightgrey;"></td> <td style="width: 20px; height: 20px; background-color: black;"></td> <td style="width: 20px; height: 20px; background-color: red;"></td> <td style="width: 20px; height: 20px; background-color: green;"></td> </tr> </table>					
<i>MUI5XC1-15</i>	15 mm	0.35 mm	1.5 m	<table style="display: inline-table; border: none;"> <tr> <td style="width: 20px; height: 20px; background-color: yellow;"></td> <td style="width: 20px; height: 20px; background-color: lightgrey;"></td> <td style="width: 20px; height: 20px; background-color: black;"></td> <td style="width: 20px; height: 20px; background-color: red;"></td> <td style="width: 20px; height: 20px; background-color: green;"></td> </tr> </table>					
				G B N R V					









Connection cable: extra-flexible cable
instrument end: touchproof DIN42802 Ø 1.5 mm

MONOPOLAR NEEDLE ELECTRODES WITH INTEGRATED CABLE **DISPOSABLE**

Monopolar needle electrodes with straight shaft and integrated connection cable.

**Packaging: box containing 25 pieces (5 per colour: see table below)
packed in individual pouches and sterilized by beta radiation.**

CODE	SHAFT LENGTH	SHAFT DIAMETER	CABLE LENGTH	CABLE COLOUR
STRAIGHT SHAFT				
<i>MUI2WC1-10</i>	12 mm	0.35 mm	1.0 m	
<i>MUI2WC1-15</i>	12 mm	0.35 mm	1.5 m	
<i>MUI5WC1-10</i>	15 mm	0.35 mm	1.0 m	
<i>MUI5WC1-15</i>	15 mm	0.35 mm	1.5 m	
<i>MUI8WC1-10</i>	18 mm	0.35 mm	1.0 m	
<i>MUI8WC1-15</i>	18 mm	0.35 mm	1.5 m	
				G B N R V



Connection cable: extra-flexible cable
instrument end: touchproof DIN42802 Ø 1.5 mm

MONOPOLAR NEEDLE ELECTRODES WITH TWISTED CABLE **DISPOSABLE**











Monopolar needle electrodes with integrated cable. The cable is made up of two twisted wires which come in different colours.


Packaging: box containing 10 pieces

packed in pouches containing one piece each and sterilized by beta radiation.

The wires of the electrodes come in 5 different colour pairs (Red/Black, Red/White, Red/Yellow, Black/Yellow, and Black/White respectively).

In each box you will find 2 needle electrodes per colour pair.

						
						
	<i>R/N</i>	<i>R/B</i>	<i>R/G</i>	<i>N/G</i>	<i>N/B</i>	
CODE	<i>SHAFT LENGTH</i>	<i>CABLE LENGTH</i>				
MU12HC1-10	12 mm	1.0 m				
MU12HC1-15	12 mm	1.5 m				
MU12HC1-20	12 mm	2.0 m				
MU15HC1-10	15 mm	1.0 m				
MU15HC1-15	15 mm	1.5 m				
MU15HC1-20	15 mm	2.0 m				
MU15HC1-25	15 mm	2.5 m				
MU18HC1-20	18 mm	2.0 m				























Connection cable: twisted cable

instrument end: touchproof DIN42802 Ø 1.5 mm

MONOPOLAR CORK NEEDLE ELECTRODES WITH INTEGRATED CABLE **DISPOSABLE**

Disposable monopolar cork (corkscrew) needle electrodes with integrated cable.

**Packaging: box containing 25 pieces (5 per colour: see table below)
packed in individual pouches and sterilized by beta radiation.**

CODE	CORK DIAMETER AND SHAFT DIAMETER	CABLE LENGTH	CABLE COLOUR				
<i>MU06RD1-10</i>	6 mm x 0.70 mm	1.0 m					
<i>MU06RD1-15</i>	6 mm x 0.70 mm	1.5 m					
<i>MU06RD1-20</i>	6 mm x 0.70 mm	2.0 m					
<i>MU06RD1-25</i>	6 mm x 0.70 mm	2.5 m					
			G	B	N	R	V










Connection cable: extra-flexible cable
instrument end: touchproof DIN42802 Ø 1.5 mm

BOTOX DISPOSABLE HYPODERMIC NEEDLE ELECTRODES WITH 8-CM LEAD WIRE **DISPOSABLE**



Insulated Botox disposable hypodermic needle electrodes with Luer-lock hub. Suitable for EMG recording and injection.

Packaging: box containing 10 pieces

packed in individual pouches and sterilized by beta radiation.

CODE	LENGTH	DIAMETER	COLOUR
ATF025E	25 mm	0.40 mm (G 27)	
ATF025A	25 mm	0.45 mm (G 26)	
ATF035A	35 mm	0.45 mm (G 26)	
ATF050A	50 mm	0.45 mm (G 26)	
ATF050B	50 mm	0.50 mm (G 25)	
ATF060B	60 mm	0.50 mm (G 25)	
ATF100B	100 mm	0.50 mm (G 25)	








CONNECTION CABLE FOR BOTOX DISPOSABLE HYPODERMIC NEEDLE ELECTRODES

CODE	CABLE LENGTH	
CNUIKP1-10	1.0 m	
CNUIKP1-15	1.5 m	
connection cable: extra-flexible TINSEL CONNECTION needle electrode end: 1.0 mm female instrument end: touchproof DIN42802 Ø 1.5 mm		
		colour: yellow. Customized colours: see above.

BOTOX DISPOSABLE HYPODERMIC NEEDLE ELECTRODES WITH INTEGRATED CABLE **DISPOSABLE**

Insulated Botox disposable hypodermic needle electrodes with Luer-lock hub. Suitable for EMG recording and injection. Integrated connection cable.

**Packaging: box containing 10 pieces
packed in individual pouches and sterilized by beta radiation.**

CODE	CANNULA LENGTH	CANNULA DIAMETER	CABLE LENGTH	COLOUR
<i>ATF025E-10</i>	25 mm	0.40 mm (G 27)	1 m	
<i>ATF025A-10</i>	25 mm	0.45 mm (G 26)	1 m	
<i>ATF035A-10</i>	35 mm	0.45 mm (G 26)	1 m	
<i>ATF050A-10</i>	50 mm	0.45 mm (G 26)	1 m	
<i>ATF050B-10</i>	50 mm	0.50 mm (G 25)	1 m	
<i>ATF060B-10</i>	60 mm	0.50 mm (G 25)	1 m	
<i>ATF100B-10</i>	100 mm	0.50 mm (G 25)	1 m	




Connection cable: extra-flexible cable
instrument end: touchproof DIN42802 Ø 1.5 mm

DISPOSABLE WIRE NEEDLE ELECTRODES FOR DYNAMIC EMG RECORDING


DISPOSABLE

These wire needle electrodes are made up of two insulated wires within a cannula. The recording area is located on the tip. Suitable for dynamic EMG recording.

Packaging: box containing 10 pieces
packed in individual pouches and sterilized by beta radiation.

CODE	CANNULA LENGTH	ELECTRODE TYPE	
FU30M20	30 mm	bipolar	
FU40M20	40 mm	bipolar	
FU50M20	50 mm	bipolar	

CONNECTION CABLE FOR *DISPOSABLE WIRE NEEDLE ELECTRODES*

CODE	CABLE LENGTH	
CNU3FDN-15	1.5 m	
CNU3FDN-20	2.0 m	
Connection cable: extra-flexible, shielded. CONNECTION needle electrode end: micro alligator clip instrument end: 5 pole DIN 240°		


DISPOSABLE MONOPOLAR INSULATED NEEDLE ELECTRODE FOR SOMATOSENSORY EVOKED POTENTIALS **DISPOSABLE**

The shaft of these disposable monopolar needle electrodes features an insulated proximal end. Suitable for recording of somatosensory evoked potentials.

Packaging: box containing 10 pieces

packed in individual pouches and sterilized by beta radiation.

CODE	SHAFT LENGTH	SHAFT DIAMETER	USE	RECORDING AREA
MU15T40R	15 mm	0.40 mm	reference	5.0 mm ²
MU15T50R	15 mm	0.50 mm	reference	6.0 mm ²
MU15T70R	15 mm	0.70 mm	reference	8.5 mm ²
MU25T40E	25 mm	0.40 mm	active	0.5 mm ²
MU35T50E	35 mm	0.50 mm	active	0.7 mm ²
MU50T50E	50 mm	0.50 mm	active	0.7 mm ²
MU50T70E	50 mm	0.70 mm	active	1.5 mm ²



CONNECTION CABLE FOR MONOPOLAR INSULATED NEEDLE ELECTRODES

CODE	CABLE LENGTH
CNU3KDN-15	1.5 m
CNU3KDN-20	2.0 m

Connection cable: extra-flexible, shielded.

CONNECTION
needle electrode end: 1.0 mm female
instrument end: 5 pole DIN 240°

EMG STIMULATION- RECORDING ELECTRODES

THIS SECTION IS ABOUT ITEMS USED FOR EMG MONITORING.

Hand-held stimulating electrodes
Stimulation pad electrodes
Bar electrodes
Ring electrodes
Ground electrodes
Velcro fixation straps

HAND-HELD STIMULATING ELECTRODE WITH ANGLED PIN

REUSABLE

Bipolar hand-held stimulating electrode with angled pin. The cable terminates in two touchproof plugs.

Packaging: box containing 1 piece.

CODE	USE	CENTER-TO-CENTER DISTANCE	CABLE LENGTH	INSTRUMENT END
STMP25D1-15	adult	25 mm	1.5	touchproof DIN42802 Ø 1.5 mm



HAND-HELD STIMULATING ELECTRODE WITH ANGLED PIN

REUSABLE

Bipolar hand-held stimulating electrode with angled pin. The cable terminates in one pentapolar DIN connector.

Packaging: box containing 1 piece.

CODE	USE	CENTER-TO-CENTER DISTANCE	CABLE LENGTH	INSTRUMENT END
<i>STMP25DN-15</i>	adult	25 mm	1.5 m	5 pole DIN 240°



HAND-HELD STIMULATING ELECTRODE WITH STRAIGHT PIN

REUSABLE

Bipolar hand-held stimulating electrode with straight pin.
Please specify the desired instrument end (see table below).

Packaging: box containing 1 piece.

CODE	USE	CENTER-TO-CENTER DISTANCE	CABLE LENGTH	INSTRUMENT END
STML18D1-15	adult	18 mm	1.5 m	touchproof DIN42802 Ø 1.5 mm



STML18DN-15	adult	18 mm	1.5 m	5 pole DIN 240°
--------------------	-------	-------	-------	-----------------



BIPOLAR STIMULATION PAD ELECTRODE WITH SPHERICAL PADS

REUSABLE

Bipolar stimulation pad electrode with spherical pads.

Packaging: box containing 1 piece.

CODE	USE	CENTER-TO-CENTER DISTANCE	CABLE LENGTH	INSTRUMENT END
STIM10D1-15	child	10 mm	1.5 m	touchproof DIN42802 Ø 1.5 mm
STIM15D1-15	child	15 mm	1.5 m	touchproof DIN42802 Ø 1.5 mm
STIM25D1-15	adult	25 mm	1.5 m	touchproof DIN42802 Ø 1.5 mm



STIM25DN-15	adult	25 mm	1.5 m	5 pole DIN 240°
--------------------	-------	-------	-------	-----------------




BIPOLAR STIMULATION PAD ELECTRODE WITH FELT TIPS

REUSABLE

Bipolar stimulation pad electrode with felt tips.

Packaging: box containing 1 piece.

CODE	USE	CENTER-TO-CENTER DISTANCE	CABLE LENGTH	INSTRUMENT END
STIF25D1-15	adult	25 mm	1.5 m	touchproof DIN42802 Ø 1.5 mm
STIF15D1-15	child	15 mm	1.5 m	touchproof DIN42802 Ø 1.5 mm



REPLACEMENT FELT TIPS

Packaging: box containing 10 pieces.

CODE	SIZE
FELT02	Diameter=7 mm



BIPOLAR STIMULATION PAD ELECTRODE WITH CONCAVE PADS **REUSABLE**

Bipolar stimulation pad electrode with concave pads.
The electrode can be fastened to the patient with a Velcro fixation strap.

Packaging: box containing 1 piece.

CODE	USE	CENTER-TO-CENTER	CABLE LENGTH	INSTRUMENT END
STIP25D1-15	adult	25 mm	1.5 m	touchproof DIN42802 Ø 1.5 mm
STIP15D1-15	child	15 mm	1.5 m	touchproof DIN42802 Ø 1.5 mm



CODE	USE	CENTER-TO-CENTER	CABLE LENGTH	INSTRUMENT END
STIP25DN-15	adult	25 mm	1.5 m	5 pole DIN 240°
STIP15DN-15	child	15 mm	1.5 m	5 pole DIN 240°



RECORDING BAR ELECTRODE WITH RECTANGULAR FELT TIPS **REUSABLE**

The two felt tips are inserted into a silver housing.
The electrode can be fastened to the patient with a Velcro fixation strap.

Packaging: box containing 1 piece.

CODE	USE	CENTER-TO-CENTER	CABLE LENGTH	INSTRUMENT END
RICE55D1-12	adult	20 mm	1.2 m	touchproof DIN42802 Ø 1.5 mm
RICE55DN-12	adult	20 mm	1.2 m	5 pole DIN 240°



REPLACEMENT FELT TIPS

Packaging: box containing 10 pieces.

CODE	SIZE
FELT03	7 x 20 mm



RECORDING BAR ELECTRODE SILVER-SILVER CHLORIDE REUSABLE

The electrode is made up of a plastic body and two silver bars.
The electrode can be fastened to the patient with a Velcro fixation strap.

Packaging: box containing 1 piece.

CODE	USE	CENTER-TO-CENTER	CABLE LENGTH	INSTRUMENT END
<i>RICE25DN-15</i>	adult	25 mm	1.5 m	5 pole DIN 240°
<i>RICE40DN-15</i>	adult	40 mm	1.5 m	5 pole DIN 240°




RECORDING BAR ELECTRODE SILVER-SILVER CHLORIDE REUSABLE

The electrode is made up of a plastic body and two silver bars.
The electrode can be fastened to the patient with a Velcro fixation strap.

Packaging: box containing 1 piece.

CODE	USE	CENTER-TO-CENTER	CABLE LENGTH	INSTRUMENT END
<i>RICE25D1-15</i>	adult	25 mm	1.5 m	touchproof DIN42802 Ø 1.5 mm
<i>RICE40D1-15</i>	adult	40 mm	1.5 m	touchproof DIN42802 Ø 1.5 mm



RECORDING INOX RING ELECTRODE WITH SHIELDED CABLE REUSABLE

The pair of electrodes is made up of an adjustable stainless steel ring.
With shielded cable and pentapolar DIN connector.

Packaging: box containing 1 piece.

CODE	USE	RING	RING SIZE	CABLE LENGTH	INSTRUMENT END
<i>ES20SCDN-12</i>	recording	thin	standard	1.2 m	5 pole DIN 240°
<i>ES30SCDN-12</i>	recording	normal	standard	1.2 m	5 pole DIN 240°
<i>ES40SCDN-12</i>	recording	normal	large	1.2 m	5 pole DIN 240°



STIMULATION INOX RING ELECTRODE WITH SHIELDED CABLE REUSABLE

The pair of electrodes is made up of an adjustable stainless steel ring. Suitable for stimulation.

With shielded cable and touchproof plugs.

Packaging: box containing 1 piece.

CODE	USE	RING	RING SIZE	CABLE LENGTH	INSTRUMENT END
<i>ES20SCD1-12</i>	stimulation	thin	standard	1.2 m	touchproof DIN42802 Ø 1.5 mm
<i>ES30SCD1-12</i>	stimulation	normal	standard	1.2 m	touchproof DIN42802 Ø 1.5 mm
<i>ES40SCD1-12</i>	stimulation	normal	large	1.2 m	touchproof DIN42802 Ø 1.5 mm



STIMULATION INOX RING ELECTRODE

REUSABLE

The pair of electrodes is made up of an adjustable stainless steel ring. Suitable for stimulation.
With independent cables.

Packaging: box containing a pair of electrodes.

CODE	USE	RING	RING SIZE	CABLE LENGTH	INSTRUMENT END
<i>ES20P1-10</i>	stimulation	thin	standard	1.0 m	touchproof DIN42802 Ø 1.5 mm
<i>ES30P1-10</i>	stimulation	normal	standard	1.0 m	touchproof DIN42802 Ø 1.5 mm
<i>ES40P1-10</i>	stimulation	normal	large	1.0 m	touchproof DIN42802 Ø 1.5 mm



RECORDING RING ELECTRODE CONDUCTIVE STRETCH FABRIC REUSABLE

This pair of ring electrodes is made of adjustable conductive stretch fabric and carbon fiber. With shielded cable and pentapolar DIN connector.

Packaging: box containing 1 piece.

CODE	USE	RING	RING SIZE	CABLE LENGTH	INSTRUMENT END
<i>EE30SCDN-12</i>	recording	normal	standard	1.2 m	5 pole DIN 240°



METAL GROUND ELECTRODE

REUSABLE

This ground electrode is made up of a round stainless steel disc with plastic covering and an integrated connection cable.

Packaging: box containing 1 piece.


CODE	SHAPE	DIAMETER	CABLE LENGTH	INSTRUMENT END
MAFI3RD1-15	round	32 mm	1.5 m	touchproof DIN42802 Ø 1.5 mm



This ground electrode is made up of a square stainless steel plate and an integrated connection cable.

Packaging: box containing 1 piece.

CODE	SHAPE	SIZE	CABLE LENGTH	INSTRUMENT END
MAFI33D1-15	square	30 x 30 mm	1.5 m	touchproof DIN42802 Ø 1.5 mm



VELCRO GROUND ELECTRODE

REUSABLE

This ground electrode is made up of a stretch Velcro strap and a flexible stainless steel foil.
Connection: Ø 4 mm male snap.
Packaging: box containing 1 piece.

CODE	SIZE	VELCRO WIDTH	VELCRO LENGTH
<i>MASS25C</i>	short	25 mm	330 mm
<i>MASS25M</i>	medium	25 mm	400 mm
<i>MASS25L</i>	long	25 mm	550 mm
<i>MASS25XL</i>	extra long	25 mm	800 mm



CONNECTION CABLE FOR *GROUND ELECTRODE*

CODE	CABLE LENGTH	
<i>BOTT4D1-12</i>	1.2 m	
<i>BOTT4D1-15</i>	1.5 m	
connection cable: extra-flexible TINSEL CONNECTION electrode end: 4 mm female snap instrument end: touchproof DIN42802 Ø 1.5 mm		
		colour: green. Customized colours: see above.

FIXATION STRAP FOR ELECTRODES

REUSABLE

Made of Velcro stretch fabric, this fixation strap is designed for fastening the electrodes to the patient.

Packaging: box containing 1 piece.

CODE	SIZE	VELCRO WIDTH	VELCRO LENGTH
<i>FASC25C</i>	short	25 mm	330 mm
<i>FASC25L</i>	long	25 mm	550 mm



You can also order a fixation strap whose length differs from the standard. Just add a hyphen and a two-figure number representing the desired length expressed in decimetres on the right of the product code.

For instance, in order to receive an 800-millimetre long fixation strap you will have to specify the code for it: **FASC25L-80**.

SURFACE ELECTRODES

THIS SECTION IS ABOUT SURFACE ELECTRODES
USED FOR NEUROPHYSIOLOGIC EXAMINATION.

Pre-gelled electrodes with 8-cm lead wire
Pre-gelled electrodes with integrated cable
Self-adhesive snap round electrodes
Self-adhesive snap rectangular electrodes
Self-adhesive electrodes with silver foil
Disposable cup electrodes
REUSABLE gold-plated cup electrodes
REUSABLE silver/silver chloride cup electrodes
Plastic-coated silver/silver chloride cup electrodes
Light-weight silver/silver chloride electrodes
Kit: 21 marked cup electrodes
Disc electrodes with shielded cable


15X20 MM PRE-GELLED ELECTRODES WITH 8-CM LEAD WIRE DISPOSABLE

Conductive pre-gelled electrodes for surface recording. With 8-cm lead wire and Ø 1.0 mm touchproof connector.


TYPE OF ADHESIVE: SOLID HYDRO-GEL. REPOSITIONABLE.

**Packaging: box containing 100 pieces
packed in individual pouches.**

CODE	SIZE	RECORDING AREA
<i>SA15NI</i>	15 x 20 mm	280 mm ²



CONNECTION CABLES FOR PRE-GELLED ELECTRODES WITH 8-CM LEAD WIRE

CODE	CABLE LENGTH	
<i>CNU1KP1-10</i>	1.0 m	
<i>CNU1KP1-15</i>	1.5 m	
connection cable: extra-flexible TINSEL CONNECTION needle electrode end: 1.0 mm female instrument end: touchproof DIN42802 Ø 1.5 mm		
		colour: yellow. Customized colours: see above.

CODE	CABLE LENGTH	
<i>CNU3KDN-15</i>	1.5 m	
<i>CNU3KDN-20</i>	2.0 m	
Connection cable: shielded, extraflexible, and grey. CONNECTION needle electrode end: 1.0 mm female instrument end: 5 pole DIN 240°		

15X20 MM PRE-GELLED ELECTRODES WITH INTEGRATED CABLE **DISPOSABLE**

Pre-gelled surface electrodes with integrated cable.

Packaging: box containing 60 pieces.
packed in 10 pouches containing 6 pieces each
(2 electrodes per colour)

CODE	SIZE	RECORDING AREA	CABLE LENGTH	CABLE COLOUR		
<i>SA15W1-06</i>	15 x 20 mm	280 mm ²	0.6 m	■	■	■
<i>SA15W1-10</i>	15 x 20 mm	280 mm ²	1.0 m	■	■	■
<i>SA15W1-15</i>	15 x 20 mm	280 mm ²	1.5 m	■	■	■



TYPE OF ADHESIVE: SOLID HYDRO-GEL. REPOSITIONABLE.



Connection cable: extra-flexible cable


instrument end: touchproof DIN42802 Ø 1.5 mm

20X25 MM PRE-GELLED ELECTRODES WITH INTEGRATED CABLE **DISPOSABLE**

Pre-gelled surface electrodes with integrated cable.

Packaging: box containing 60 pieces
packed in 10 pouches containing 6 pieces each
(2 electrodes per colour)

CODE	SIZE	RECORDING AREA	CABLE LENGTH	CABLE COLOUR
<i>SA25W1-10</i>	20 x 25 mm	500 mm ²	1.0 m	
<i>SA25W1-15</i>	20 x 25 mm	500 mm ²	1.5 m	



TYPE OF ADHESIVE: SOLID HYDRO-GEL. REPOSITIONABLE.


Connection cable: extra-flexible cable
instrument end: touchproof DIN42802 Ø 1.5 mm

40X28 MM PRE-GELLED ELECTRODES WITH INTEGRATED CABLE DISPOSABLE

Self-adhesive ground electrodes with integrated cable.

Packaging: box containing 40 pieces
packed in 10 pouches containing 4 pieces each.

CODE	SIZE	RECORDING AREA	CABLE LENGTH	CABLE COLOUR
SA40W1-15	40 x 28 mm	1000 mm ²	1.5 m	■



TYPE OF ADHESIVE: SOLID HYDRO-GEL. REPOSITIONABLE.

Connection cable: extra-flexible cable
instrument end: touchproof DIN42802 Ø 1.5 mm




SELF-ADHESIVE SNAP ROUND ELECTRODES

DISPOSABLE

DISPOSABLE self-adhesive round electrodes with 4 mm snap.

**Packaging: box containing 52 pieces
packed in 13 pouches containing 4 pieces each.**

CODE	DIAMETER	RECORDING AREA
<i>TE22R</i>	22 mm	380 mm ²
<i>TE24R</i>	24 mm	450 mm ²
<i>TE30R</i>	30 mm	700 mm ²

		
---	---	---

TYPE OF ADHESIVE: SOLID HYDRO-GEL. REPOSITIONABLE.

CONNECTION CABLE FOR SELF-ADHESIVE SNAP ROUND ELECTRODES

CODE	CABLE LENGTH	
<i>BOTT4D1-12</i>	1.2 m	
<i>BOTT4D1-15</i>	1.5 m	
connection cable: extra-flexible TINSEL CONNECTION electrode end: 4.0 mm female instrument end: touchproof DIN42802 Ø 1.5 mm		
		colour: green. Customized colours: see above.

35X45 MM SELF-ADHESIVE SNAP RECTANGULAR ELECTRODES DISPOSABLE

DISPOSABLE self-adhesive rectangular electrodes with 4 mm snap.

**Packaging: box containing 52 pieces
packed in 13 pouches containing 4 pieces each.**

CODE	SIZE	RECORDING AREA
TE3545	35 x 45 mm	1575 mm ²



TYPE OF ADHESIVE: SOLID HYDRO-GEL. REPOSITIONABLE.

CONNECTION CABLE FOR SELF-ADHESIVE SNAP RECTANGULAR ELECTRODES

CODE	CABLE LENGTH	
BOTT4D1-12	1.2 m	
BOTT4D1-15	1.5 m	
connection cable: extra-flexible TINSEL		
CONNECTION electrode end: 4.0 mm female instrument end: touchproof DIN42802 Ø 1.5 mm		
		colour: green. Customized colours: see above.

40X90 MM SELF-ADHESIVE SNAP RECTANGULAR ELECTRODES DISPOSABLE

DISPOSABLE self-adhesive rectangular electrodes with 4 mm snap.

**Packaging: box containing 30 pieces
packed in 15 pouches containing 2 pieces each.**

CODE	SIZE	RECORDING AREA
TE4090	40 x 90 mm	3600 mm ²



TYPE OF ADHESIVE: SOLID HYDRO-GEL. REPOSITIONABLE


CONNECTION CABLE FOR SELF-ADHESIVE SNAP RECTANGULAR ELECTRODES

CODE	CABLE LENGTH	
BOTT4D1-12	1.2 m	
BOTT4D1-15	1.5 m	
connection cable: extra-flexible TINSEL CONNECTION electrode end: 4.0 mm female instrument end: touchproof DIN42802 Ø 1.5 mm		
		colour: green. Customized colours: see above.

SELF-ADHESIVE ELECTRODES WITH SILVER FOIL WITH 8-CM LEAD WIRE **DISPOSABLE**


This **DISPOSABLE** electrode is suitable for accurate surface recording.
A drop of conductive electrode gel has to be put on the Ag/AgCl foil before the application of the electrode on the patient's skin.

Packaging: box containing 100 pieces.

CODE	SIZE	USE	
SU05N1	12 x 20 mm	PAEDIATRIC	
SU15N1	15 x 25 mm	STANDARD	

CONNECTION CABLE FOR *ELECTRODES WITH SILVER FOIL AND 8-CM LEAD WIRE*

CODE	CABLE LENGTH		
CNU1KPI-10	1.0 m		
CNU1KPI-15	1.5 m		
connection cable: extra-flexible TINSEL			
CONNECTION electrode end: 1.0 mm female instrument end: touchproof DIN42802 Ø 1.5 mm			
		Colour: yellow. Customized colours: see above.	

CODE	CABLE LENGTH	
CNU3KDN-15	1.5 m	
CNU3KDN-20	2.0 m	
Connection cable: shielded, extraflexible, and grey.		
CONNECTION electrode end: 1.0 mm female instrument end: 5 pole DIN 240°		




10-MM CUP ELECTRODES WITH 8-CM LEAD WIRE DISPOSABLE

DISPOSABLE cup electrode with Ag/AgCl coating, central hole, and lateral rim.
With 8-cm lead wire.

**Packaging: box containing 200 pieces
packed in 10 pouches.**

CODE	DIAMETER	
COPM10K	D=10 mm	











CONNECTION CABLE FOR CUP ELECTRODES WITH 8-CM LEAD WIRE


CODE	CABLE LENGTH	
CNU1KP1-10	1.0 m	
CNU1KP1-15	1.5 m	
connection cable: extra-flexible TINSEL		
CONNECTION electrode end: 1.0 mm female instrument end: touchproof DIN42802 Ø 1.5 mm		
		colour: yellow. Customized colours: see above.
CODE	CABLE LENGTH	
CNU3KDN-15	1.5 m	
CNU3KDN-20	2.0 m	
Connection cable: shielded, extraflexible, and grey.		
CONNECTION electrode end: 1.0 mm female instrument end: 5 pole DIN 240°		

10-MM CUP ELECTRODES WITH INTEGRATED CONNECTION CABLE **DISPOSABLE**

DISPOSABLE cup electrode with Ag/AgCl coating, central hole, and lateral rim.
With integrated connection cable.

**Packaging: box containing 50 pieces
packed in 10 pouches.**

CODE	DIAMETER	CABLE LENGTH	CABLE COLOUR
<i>COPM10W1-10</i>	D=10 mm	1.0 m	    
<i>COPM10W1-15</i>	D=10 mm	1.5 m	    
			G B N R V



connection cable: extra-flexible

instrument end: touchproof DIN42802 Ø 1.5 mm

REUSABLE GOLD-PLATED CUP ELECTRODES

REUSABLE

REUSABLE gold-plated cup electrode with central hole and lateral rim.
With integrated antistatic wire and touchproof plug.

**Packaging: box containing 10 pieces
packed in individual pouches.**

CODE	CUP DIAMETER	WIRE LENGTH/TYPE	COLOUR				
<i>COD06P1-10</i>	D=6 mm	1.0 m antistatic wire	■	■	■	■	■
<i>COD06P1-15</i>	D=6 mm	1.5 m antistatic wire	■	■	■	■	■
<i>COD08P1-10</i>	D=8 mm	1.0 m antistatic wire	■	■	■	■	■
<i>COD08P1-15</i>	D=8 mm	1.5 m antistatic wire	■	■	■	■	■
<i>COD10P1-10</i>	D=10 mm	1.0 m antistatic wire	■	■	■	■	■
<i>COD10P1-15</i>	D=10 mm	1.5 m antistatic wire	■	■	■	■	■
			G	B	N	R	V



Connection cable: extra-flexible TINSEL

CONNECTION

instrument end: touchproof DIN42802 Ø 1.5 mm


SILVER/SILVER CHLORIDE CUP ELECTRODES

REUSABLE

REUSABLE cup electrode with Ag/AgCl coating, central hole, and lateral rim.
With integrated antistatic wire and touchproof plug.

**Packaging: box containing 10 pieces
packed in individual pouches.**

CODE	CUP DIAMETER	WIRE LENGTH/TYPE	COLOUR				
<i>COP06P1-10</i>	D=6 mm	1.0 m antistatic wire	■	■	■	■	■
<i>COP06P1-15</i>	D=6 mm	1.5 m antistatic wire	■	■	■	■	■
<i>COP08P1-10</i>	D=8 mm	1.0 m antistatic wire	■	■	■	■	■
<i>COP08P1-15</i>	D=8 mm	1.5 m antistatic wire	■	■	■	■	■
<i>COP10P1-10</i>	D=10 mm	1.0 m antistatic wire	■	■	■	■	■
<i>COP10P1-15</i>	D=10 mm	1.5 m antistatic wire	■	■	■	■	■
			G	B	N	R	V



Connection cable: extra-flexible TINSEL

CONNECTION

instrument end: touchproof DIN42802 Ø 1.5 mm

SILVER/SILVER CHLORIDE CUP ELECTRODES WITH SILICONE WIRE

REUSABLE

REUSABLE cup electrode with Ag/AgCl coating, central hole, and lateral rim.
With integrated silicone wire and touchproof plug.

**Packaging: box containing 10 pieces
packed in individual pouches.**

CODE	CUP DIAMETER	WIRE LENGTH/TYPE	COLOUR				
<i>COP06S1-10</i>	D=6 mm	1.0 m silicone wire	■	■	■	■	■
<i>COP06S1-15</i>	D=6 mm	1.5 m silicone wire	■	■	■	■	■
<i>COP08S1-10</i>	D=8 mm	1.0 m silicone wire	■	■	■	■	■
<i>COP08S1-15</i>	D=8 mm	1.5 m silicone wire	■	■	■	■	■
<i>COP10S1-10</i>	D=10 mm	1.0 m silicone wire	■	■	■	■	■
<i>COP10S1-15</i>	D=10 mm	1.5 m silicone wire	■	■	■	■	■

G
B
N
R
V



Connection cable: extra-flexible silicone






CONNECTION

instrument end: *touchproof DIN42802 Ø 1.5 mm*

SILVER/SILVER CHLORIDE CUP ELECTRODES WITH PLASTIC COVER **REUSABLE**

REUSABLE cup electrode with Ag/AgCl coating. Its plastic cover makes it a fluid electrode. A drop of conductive electrode gel has to be put on the cup before the application of the electrode on the patient's skin.
With integrated connection cable and touchproof plug.

**Packaging: box containing 10 pieces
packed in individual pouches.**

CODE	DIAMETER	WIRE LENGTH/TYPE	COLOUR				
COPR08P1-10	D=8 mm	1.0 m antistatic wire					
			G	B	N	R	N



Connection cable: extra-flexible TINSEL

CONNECTION






instrument end: touchproof DIN42802 Ø 1.5 mm

LIGHT-WEIGHT SILVER/SILVER CHLORIDE ELECTRODES

REUSABLE

REUSABLE light-weight electrodes with Ag/AgCl foil.
With integrated connection cable.

**Packaging: box containing 10 pieces
packed in individual pouches.**

CODE	FOIL SIZE	WIRE LENGTH/TYPE	COLOUR
<i>COPL16T1-10</i>	16 x 3.5 x 0.10 mm	1.0 m Ø 0.60 Teflon wire	     G B N R V



Connection cable: extra-flexible Teflon

CONNECTION

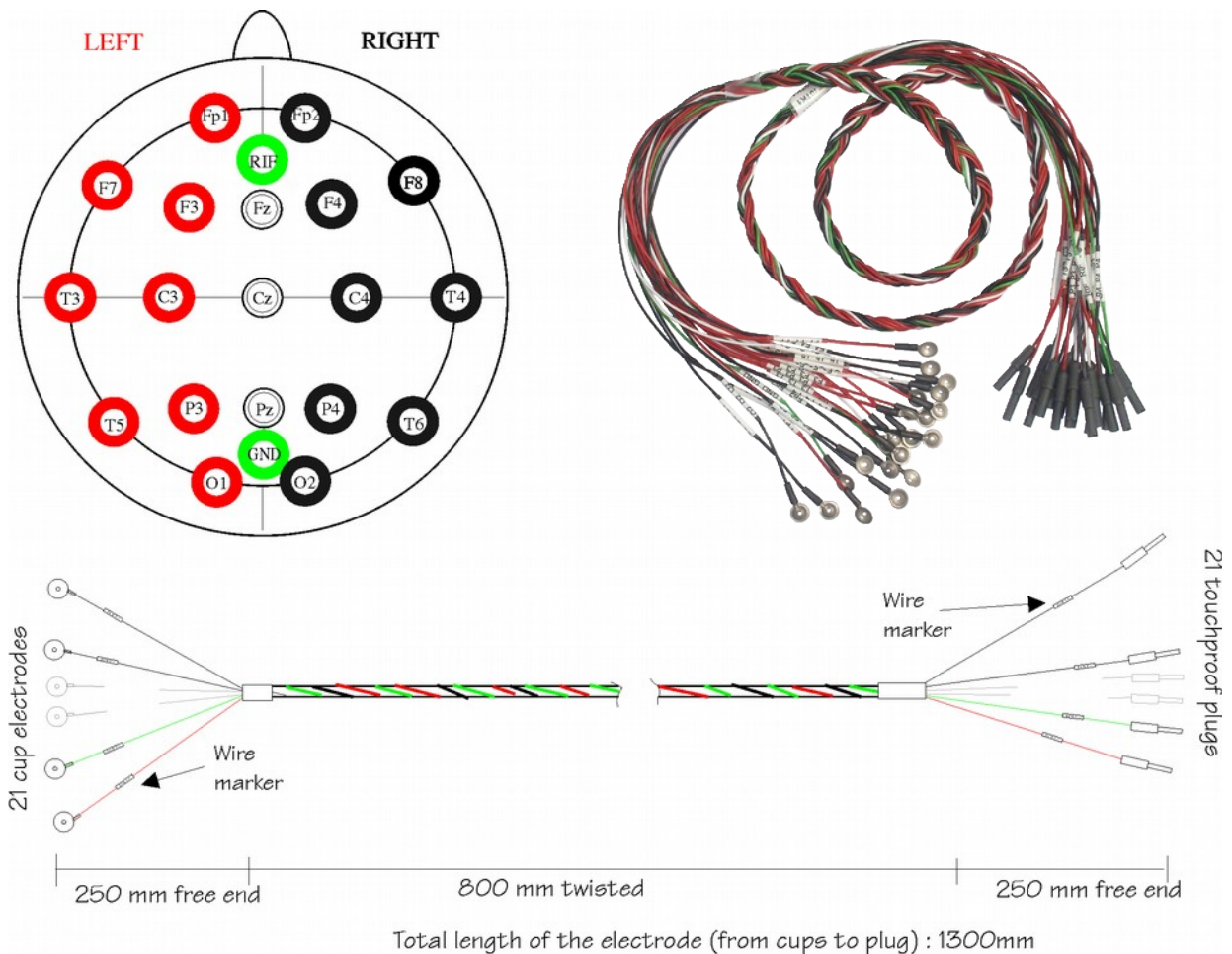
instrument end: *touchproof DIN42802 Ø 1.5 mm*

KIT: 21 MARKED CUP ELECTRODES WITH TWISTED CABLES FOR EEG **REUSABLE**

This kit is made up of 21 cup electrodes (diameter 10 mm). The electrodes are marked for EEG. With twisted cables.

Packaging: 1 kit.

CODE	CUP DIAMETER	WIRE	MARKING
COP10TK1-13	10 mm	antistatic wire	10-20 system



Connection cable: extra-flexible TINSEL
instrument end: touchproof DIN42802 Ø 1.5 mm

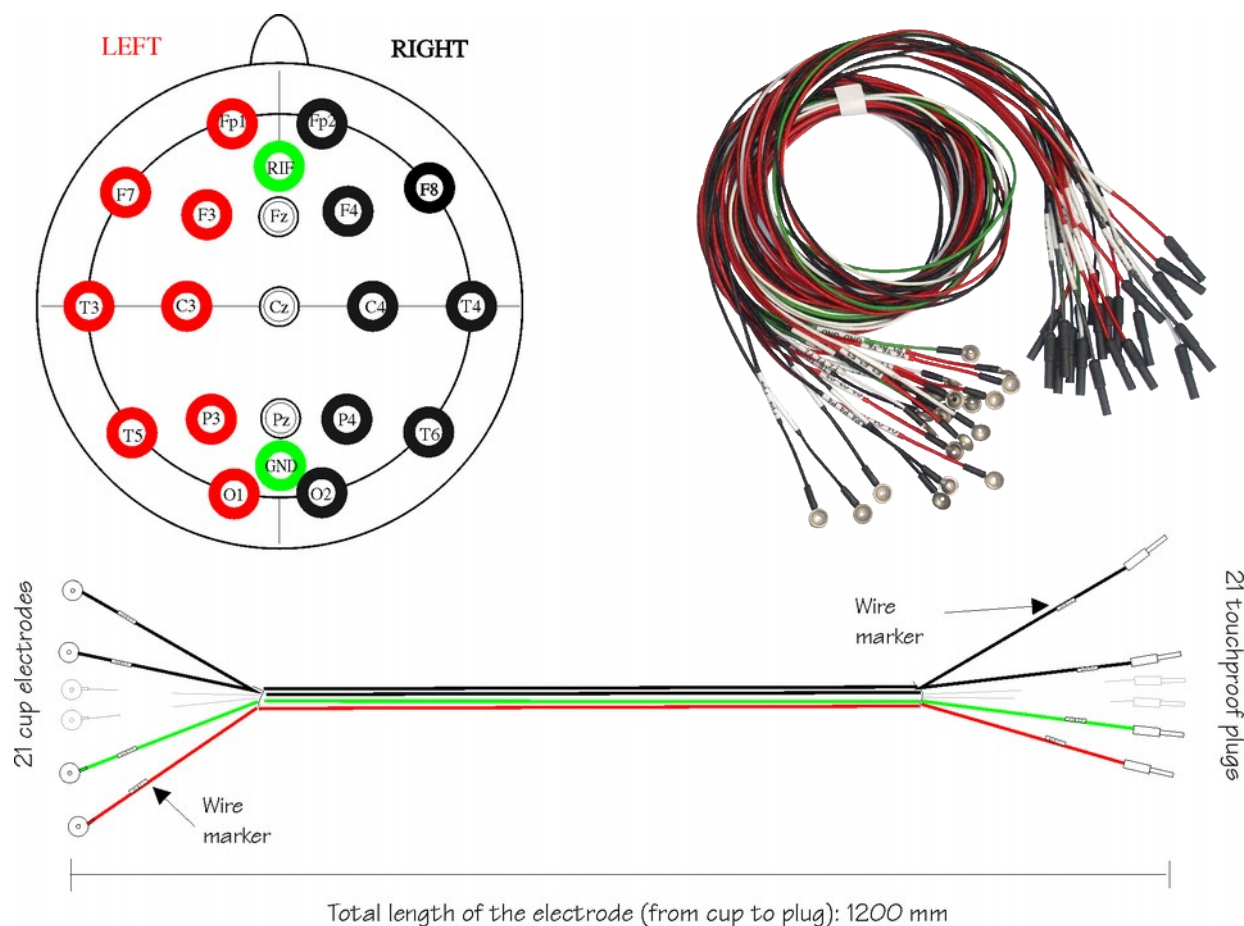
KIT: 21 MARKED CUP ELECTRODES WITH STRAIGHT CABLES FOR EEG

REUSABLE

This kit is made up of 21 cup electrodes (diameter 10 mm). The electrodes are marked for EEG. With separate straight cables.

Packaging: 1 kit

CODE	CUP DIAMETER	WIRE	MARKING
<i>COP10LK1-12</i>	<i>10 mm</i>	<i>antistatic wire</i>	<i>10-20 system</i>




Connection cable: extra-flexible TINSEL
instrument end: touchproof DIN42802 Ø 1.5 mm

CUP ELECTRODES WITH SHIELDED CABLE REUSABLE

Pair of Ag/AgCl cup electrodes with central hole and lateral rim.

Packaging: box containing one piece.

CODE	DIAMETER
<i>RIVE10DN-15</i>	D=10mm



Connection cable: SHIELDED, extraflexible

CONNECTION


instrument end: 5 pole DIN 240°

FLAT DISC ELECTRODES WITH SHIELDED CABLE REUSABLE

Pair of Ag/AgCl flat disc electrodes with central hole.

Packaging: box containing 1 piece

CODE	DIAMETER
<i>RIVE11DN-15</i>	D=10mm



Connection cable: SHIELDED, extraflexible
CONNECTION
instrument end: 5 pole DIN 240°

EEG

THIS SECTION IS ABOUT THE ELECTRODES USED FOR EEG MONITORING AND EVOKED POTENTIALS RECORDING

- Pre-assembled EEG head caps with internal wires
- Pre-assembled EEG head caps with external wires
 - Pre-assembled EEG head caps with thin wires
- Pre-assembled EEG head caps for premature babies
- Pre-assembled EEG head caps for MRI and TMS
- Interface cables for pre-assembled EEG head caps
 - Emergency cable for EEG head caps
- Pre-assembled EEG head caps with 32/41 electrodes
- Pre-assembled EEG head caps for evoked potentials recording
 - Respiration sensor
 - Tubular elastic EEG head caps
- Bridge electrodes for tubular elastic EEG head caps
 - Ear electrodes
- Connection cables for bridge electrodes
 - Kit: 21 marked alligator clip cables
 - Conductive electrode gel
 - Blunt needles
 - Neurology accessories

INTRODUCTORY REMARKS

PRE-ASSEMBLED EEG HEAD CAPS

These EEG head caps are made of stretch fabric. The electrodes are permanently positioned following the INTERNATIONAL 10-20 system.

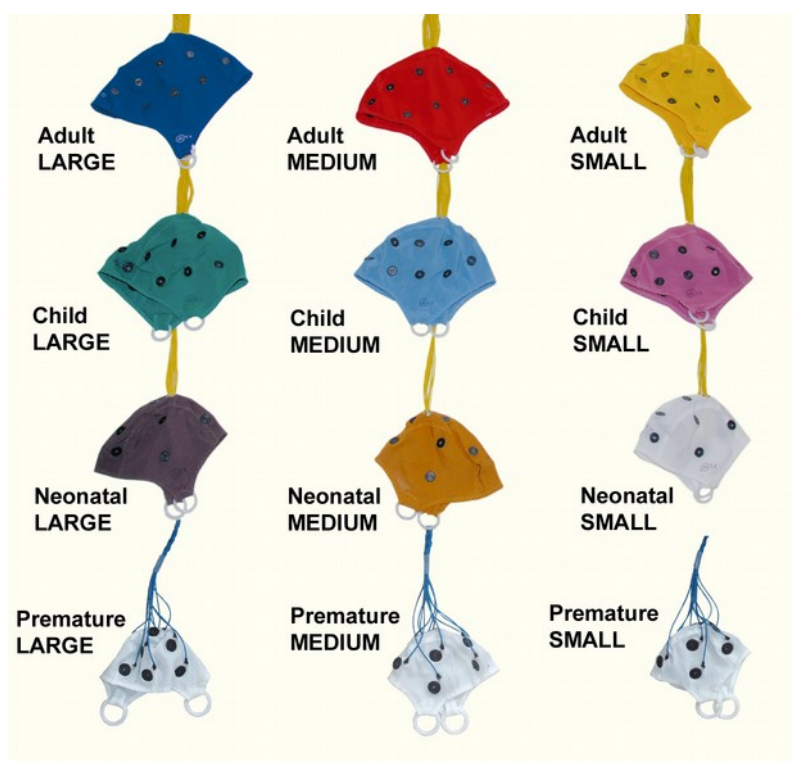
The electrodes are made of **Ag/AgCl**. When the head cap has been put on the patient, the electrodes must be filled with conductive gel. This gel has to be injected into every electrode's hole using a syringe with blunt needle.

The extra-flexible and mechanically strong TINSEL wires (standard length: 900mm) come out of the head cap. Their end connects them to a 25 pin male D-Sub connector, which makes disconnection quicker.

The interface cable (standard length: 400 mm) must be plugged into the head cap connector. On the other end of the interface cable there are 21 marked cables (**universal connection**) which are plugged into the EEG box. The final connector is a Ø 1.5 mm touchproof DIN42802. Both the EEG box and the 21 cables are marked following the INTERNATIONAL 10-20 system.

The EEG head caps are available in many different adult and child sizes. The head cap's size is clearly distinguishable by its colour.

The position of the electrodes Fp1 and Fp2 is marked on the head cap for easy identification of the frontal section.



The head caps come complete with a fastener which is made up of a soft chin strap and an adjustable Velcro strap.

Other types of fasteners (such as body harnesses and several types of chin straps) are sold separately (see pages 95-96).

The head caps with “S” wiring must be connected with the interface cable CUEFD1S, otherwise the electric connection won’t work.

The head caps with direct connection to the EEG box do not need any interface cable. In that case, the head cap’s wires are 1300 mm long and the plug has to be put directly into the EEG box of the desired manufacturer (for instance, the head cap CUET52M must be put into a MICROMED EEG box).

Head caps with customized layouts for evoked potentials recording or any other use can be manufactured upon request.

AVAILABLE MODELS:

The EEG head caps come complete with soft rubber electrodes which are available in two different thicknesses:

- 1) standard thickness
- 2) reduced thickness, which is particularly suitable for polysomnography (PSG).

The head cap’s wires may be arranged in two different ways:










- 1) the wires may be located internally: the head cap will be more compact; or
- 2) the wires may be located externally: the head cap will cling to the patient.

These four different models make it possible for the customer to choose the pre-assembled head cap which best suits their needs.



PRE-ASSEMBLED EEG HEAD CAPS WITH STANDARD-THICKNESS ELECTRODES AND WIRES LOCATED INTERNALLY **REUSABLE**

Packaging: box containing 1 piece.

CODE	WIRES	SIZE	Number of electrodes	DESCRIPTION	COLOUR
CUEF60S	internal	58-62 cm	21, standard thickness	Extra large, adult	Blue 
CUEF56S	internal	54-58 cm	21, standard thickness	Large, adult	Red 
CUEF52S	internal	50-54 cm	21, standard thickness	Medium-small, adult	Yellow 
CUEF48S	internal	46-50 cm	21, standard thickness	Large, child	Green 
CUEF44S	internal	42-46 cm	21, standard thickness	Medium, child	L.Blue 
CUEF41S	internal	38-42 cm	21, standard thickness	Small, child	Pink 
CUEF38S	internal	34-38 cm	11, standard thickness	Large, neonatal	Brown 
CUEF34S	internal	32-34 cm	11, standard thickness	Medium, neonatal	Orange 
CUEF32S	internal	30-32 cm	11, standard thickness	Small, neonatal	White 












CUSTOMIZED CONNECTION CABLES ARE AVAILABLE UPON REQUEST.

YOU CAN ORDER EEG HEAD CAPS WITH DIRECT CONNECTION TO THE EEG BOX.
JUST REPLACE THE PRODUCT CODE'S LAST LETTER (**S**) WITH THE LETTER STANDING FOR THE
DESIRED CONNECTION. SEE THE CHART BELOW.

A	INTERNATIONAL		N	NEUROSOFT
M	MICROMED		XX	CUSTOM-MADE

PRE-ASSEMBLED EEG HEAD CAPS WITH REDUCED-THICKNESS ELECTRODES AND WIRES LOCATED INTERNALLY **REUSABLE**

Packaging: box containing 1 piece.

CODE	WIRES	SIZE	Number of electrodes	DESCRIPTION	COLOUR
CUER60S	<i>internal</i>	<i>58-62 cm</i>	<i>21, reduced thickness</i>	<i>Extra large, adult</i>	<i>Blue</i> 
CUER56S	<i>internal</i>	<i>54-58 cm</i>	<i>21, reduced thickness</i>	<i>Large, adult</i>	<i>Red</i> 
CUER52S	<i>internal</i>	<i>50-54 cm</i>	<i>21, reduced thickness</i>	<i>Medium-small, adult</i>	<i>Yellow</i> 
CUER48S	<i>internal</i>	<i>46-50 cm</i>	<i>21, reduced thickness</i>	<i>Large, child</i>	<i>Green</i> 
CUER44S	<i>internal</i>	<i>42-46 cm</i>	<i>21, reduced thickness</i>	<i>Medium, child</i>	<i>L. Blue</i> 
CUER41S	<i>internal</i>	<i>38-42 cm</i>	<i>21, reduced thickness</i>	<i>Small, child</i>	<i>Pink</i> 
CUER38S	<i>internal</i>	<i>34-38 cm</i>	<i>11, reduced thickness</i>	<i>Large, neonatal</i>	<i>Brown</i> 
CUER34S	<i>internal</i>	<i>32-34 cm</i>	<i>11, reduced thickness</i>	<i>Medium, neonatal</i>	<i>Orange</i> 
CUER32S	<i>internal</i>	<i>30-32 cm</i>	<i>11, reduced thickness</i>	<i>Small, neonatal</i>	<i>White</i> 



CUSTOMIZED CONNECTION CABLES ARE AVAILABLE UPON REQUEST.










YOU CAN ORDER EEG HEAD CAPS WITH DIRECT CONNECTION TO THE EEG BOX.
JUST REPLACE THE PRODUCT CODE'S LAST LETTER (**S**) WITH THE LETTER STANDING FOR THE
DESIRED CONNECTION. SEE THE CHART BELOW.

A	INTERNATIONAL		N	NEUROSOFT
M	MICROMED		XX	CUSTOM-MADE

PRE-ASSEMBLED EEG HEAD CAPS WITH STANDARD-THICKNESS ELECTRODES AND WIRES LOCATED EXTERNALLY

REUSABLE

Packaging: box containing 1 piece.

CODE	WIRES	SIZE	Number of electrodes	DESCRIPTION	COLOUR
CUEE60S	external	58-62 cm	21, standard thickness	Extra large, adult	Blue 
CUEE56S	external	54-58 cm	21, standard thickness	Large, adult	Red 
CUEE52S	external	50-54 cm	21, standard thickness	Medium-small, adult	Yellow 
CUEE48S	external	46-50 cm	21, standard thickness	Large, child	Green 
CUEE44S	external	42-46 cm	21, standard thickness	Medium, child	L. Blue 
CUEE41S	external	38-42 cm	21, standard thickness	Small, child	Pink 
CUEE38S	external	34-38 cm	11, standard thickness	Large, neonatal	Brown 
CUEE34S	external	32-34 cm	11, standard thickness	Medium, neonatal	Orange 
CUEE32S	external	30-32 cm	11, standard thickness	Small, neonatal	White 



CUSTOMIZED CONNECTION CABLES ARE AVAILABLE UPON REQUEST.










YOU CAN ORDER EEG HEAD CAPS WITH DIRECT CONNECTION TO THE EEG BOX.
JUST REPLACE THE PRODUCT CODE'S LAST LETTER (**S**) WITH THE LETTER STANDING FOR THE
DESIRED CONNECTION. SEE THE CHART BELOW.

A	INTERNATIONAL		N	NEUROSOFT
M	MICROMED		XX	CUSTOM-MADE

PRE-ASSEMBLED EEG HEAD CAPS WITH REDUCED-THICKNESS ELECTRODES AND WIRES LOCATED EXTERNALLY

REUSABLE

Packaging: box containing 1 piece.

CODE	WIRES	SIZE	Number of electrodes	DESCRIPTION	COLOUR
CUET60S	external	58-62 cm	21, reduced thickness	Extra large, adult	Blue 
CUET56S	external	54-58 cm	21, reduced thickness	Large, adult	Red 
CUET52S	external	50-54 cm	21, reduced thickness	Medium-small, adult	Yellow 
CUET48S	external	46-50 cm	21, reduced thickness	Large, child	Green 
CUET44S	external	42-46 cm	21, reduced thickness	Medium, child	L.Blue 
CUET41S	external	38-42 cm	21, reduced thickness	Small, child	Pink 
CUET38S	external	34-38 cm	11, reduced thickness	Large, neonatal	Brown 
CUET34S	external	32-34 cm	11, reduced thickness	Medium, neonatal	Orange 
CUET32S	external	30-32 cm	11, reduced thickness	Small, neonatal	White 












CUSTOMIZED CONNECTION CABLES ARE AVAILABLE UPON REQUEST.

YOU CAN ORDER EEG HEAD CAPS WITH DIRECT CONNECTION TO THE EEG BOX.
JUST REPLACE THE PRODUCT CODE'S LAST LETTER (**S**) WITH THE LETTER STANDING FOR THE
DESIRED CONNECTION. SEE THE CHART BELOW.

A	INTERNATIONAL		N	NEUROSOFT
M	MICROMED		XX	CUSTOM-MADE

PRE-ASSEMBLED EEG HEAD CAPS WITH REDUCED-THICKNESS ELECTRODES AND EXTERNAL, *THIN*, LIGHT BLUE WIRES **REUSABLE**

Packaging: box containing 1 piece.

CODE	WIRES	SIZE	Number of electrodes	DESCRIPTION	COLOUR
CUEL60S	external	58-62 cm	21, reduced thickness	Extra large, adult	Blue 
CUEL56S	external	54-58 cm	21, reduced thickness	Large, adult	Red 
CUEL52S	external	50-54 cm	21, reduced thickness	Medium-small, adult	Yellow 
CUEL48S	external	46-50 cm	21, reduced thickness	Large, child	Green 
CUEL44S	external	42-46 cm	21, reduced thickness	Medium, child	LBlue 
CUEL41S	external	38-42 cm	21, reduced thickness	Small, child	Pink 
CUEL38S	external	34-38 cm	11, reduced thickness	Large, neonatal	Brown 
CUEL34S	external	32-34 cm	11, reduced thickness	Medium, neonatal	Orange 
CUEL32S	external	30-32 cm	11, reduced thickness	Small, neonatal	White 



CUSTOMIZED CONNECTION CABLES ARE AVAILABLE UPON REQUEST.

YOU CAN ORDER EEG HEAD CAPS WITH DIRECT CONNECTION TO THE EEG BOX.
JUST REPLACE THE PRODUCT CODE'S LAST LETTER (**S**) WITH THE LETTER STANDING FOR THE
DESIRED CONNECTION. SEE THE CHART BELOW.

A	INTERNATIONAL		N	NEUROSOFT
M	MICROMED		XX	CUSTOM-MADE

PRE-ASSEMBLED EEG HEAD CAPS FOR PREMATURE BABIES WITH REDUCED-THICKNESS ELECTRODES AND EXTERNAL, *THIN*, LIGHT BLUE WIRES **REUSABLE**

Packaging: box containing 1 piece.

CODE	WIRES	SIZE	Number of electrodes	DESCRIPTION	COLOUR	
CUEL30S	<i>external</i>	<i>29-31 cm</i>	<i>11, reduced thickness</i>	<i>Large, premature</i>	<i>White</i>	<input type="checkbox"/>
CUEL28S	<i>external</i>	<i>27-29 cm</i>	<i>11, reduced thickness</i>	<i>Medium, premature</i>	<i>White</i>	<input type="checkbox"/>
CUEL26S	<i>external</i>	<i>25-27 cm</i>	<i>11, reduced thickness</i>	<i>Small, premature</i>	<i>White</i>	<input type="checkbox"/>



CUSTOMIZED CONNECTION CABLES ARE AVAILABLE UPON REQUEST.

YOU CAN ORDER EEG HEAD CAPS WITH DIRECT CONNECTION TO THE EEG BOX.
JUST REPLACE THE PRODUCT CODE'S LAST LETTER (**S**) WITH THE LETTER STANDING FOR THE
DESIRED CONNECTION. SEE THE CHART BELOW.










A	INTERNATIONAL		N	NEUROSOFT
M	MICROMED		XX	CUSTOM-MADE

PRE-ASSEMBLED EEG HEAD CAPS FOR MRI AND TMS

REUSABLE

This EEG head cap features electrodes with a peculiar shape and 4-metre-long non-magnetic wires. Suitable for recording in environments with high magnetic flux densities.

Packaging: box containing 1 piece.

CODE	WIRES	SIZE	Number of electrodes	DESCRIPTION	COLOUR	
CURM60S	external	58-62 cm	21, reduced thickness	Extra large, adult	Blue	
CURM56S	external	54-58 cm	21, reduced thickness	Large, adult	Red	
CURM52S	external	50-54 cm	21, reduced thickness	Medium-small, adult	Yellow	
CURM48S	external	46-50 cm	21, reduced thickness	Large, child	Green	
CURM44S	external	42-46 cm	21, reduced thickness	Medium, child	L.Blue	
CURM41S	external	38-42 cm	21, reduced thickness	Small, child	Pink	
CURM38S	external	34-38 cm	11, reduced thickness	Large, neonatal	Brown	
CURM34S	external	32-34 cm	11, reduced thickness	Medium, neonatal	Orange	
CURM32S	external	30-32 cm	11, reduced thickness	Small, neonatal	White	



CUSTOMIZED CONNECTION CABLES ARE AVAILABLE UPON REQUEST.

INTERFACE CABLE FOR PRE-ASSEMBLED EEG HEAD CAPS **REUSABLE**

This INTERFACE CABLE (standard length 400 mm) plugs the EEG head cap into the EEG box.

At the end of the interface cable there are 21 marked cables (**universal connection**) which are plugged into the EEG box. The final connector is a touchproof Ø 1.5 mm DIN42802. The cables are marked following the INTERNATIONAL 10-20 system.

Packaging: box containing 1 piece.

CODE	NUMBER OF ELECTRODES	HEAD CAP END	EEG BOX END
<i>CUEFD1RS</i>	11	SEI (S) sub-D25 female	touchproof DIN42802
<i>CUEFD1S</i>	21	SEI (S) sub-D25 female	touchproof DIN42802
<i>CUEFD1A</i>	21	INTERNATIONAL (A)	touchproof DIN42802
<i>CUEFMCS</i>	21	SEI (S) sub-D25 female	MICROMED sub-D25 male
<i>CUEFMZS</i>	21	SEI (S) sub-D25 female	MDR50
<i>CUEFLIS</i>	21	SEI (S) sub-D25 female	MDR36




CUSTOMIZED CONNECTION CABLES ARE AVAILABLE UPON REQUEST.

EMERGENCY CABLE FOR PRE-ASSEMBLED EEG HEAD CAPS REUSABLE

This cable enables the medical staff to restore the electrical connection between an electrode on the head cap and the EEG box.

Packaging: box containing 1 piece.

CODE	CABLE LENGTH
<i>CUEMD1-15</i>	1.5 m
<i>CUEMD1-20</i>	2.0 m



Connection cable: extra-flexible TINSEL

CONNECTION

electrode end: *stainless steel tulip-shaped male plug $\varnothing = 2.5 \times 5 \text{ mm}$*

EEG box end: *$\varnothing 1.5 \text{ mm touchproof DIN42802}$*

PRE-ASSEMBLED EEG HEAD CAPS WITH 32 REDUCED-THICKNESS ELECTRODES AND WIRES LOCATED EXTERNALLY

REUSABLE

Packaging: box containing 1 piece.

CODE	WIRES	SIZE	Number of electrodes	DESCRIPTION	COLOUR
CUET56S-32	<i>external</i>	<i>54-58 cm</i>	<i>32, reduced thickness</i>	<i>Large, adult</i>	<i>Red</i>
CUET52S-32	<i>external</i>	<i>50-54 cm</i>	<i>32, reduced thickness</i>	<i>Medium-small, adult</i>	<i>Yellow</i>
CUET48S-32	<i>external</i>	<i>46-50 cm</i>	<i>32, reduced thickness</i>	<i>Large, child</i>	<i>Green</i>



32-CHANNEL INTERFACE CABLE

CODE ***CUEFDIS + CUEFDIX-11***

This INTERFACE CABLE (standard length 400 mm) plugs the EEG head cap into the EEG box.

CONNECTION:

Head cap end: two sub-D25 connectors (1 male plus 1 female)

EEG box end: 32 cables marked following the extended INTERNATIONAL 10-20 system.

Ø 1.5 mm touchproof DIN42802.

PRE-ASSEMBLED EEG HEAD CAPS WITH 41 REDUCED-THICKNESS ELECTRODES AND WIRES LOCATED EXTERNALLY **REUSABLE**

Packaging: box containing 1 piece.

CODE	WIRES	SIZE	Number of electrodes	DESCRIPTION	COLOUR
CUET56S-41	<i>external</i>	<i>54-58 cm</i>	<i>41, reduced thickness</i>	<i>Large, adult</i>	<i>Red</i>
CUET52S-41	<i>external</i>	<i>50-54 cm</i>	<i>41, reduced thickness</i>	<i>Medium-small, adult</i>	<i>Yellow</i>
CUET48S-41	<i>external</i>	<i>46-50 cm</i>	<i>41, reduced thickness</i>	<i>Large, child</i>	<i>Green</i>



41-CHANNEL INTERFACE CABLE

CODE **CUefd1S + CUefd1X-20**

This INTERFACE CABLE (standard length 400 mm) plugs the EEG head cap into the EEG box.




CONNECTION:

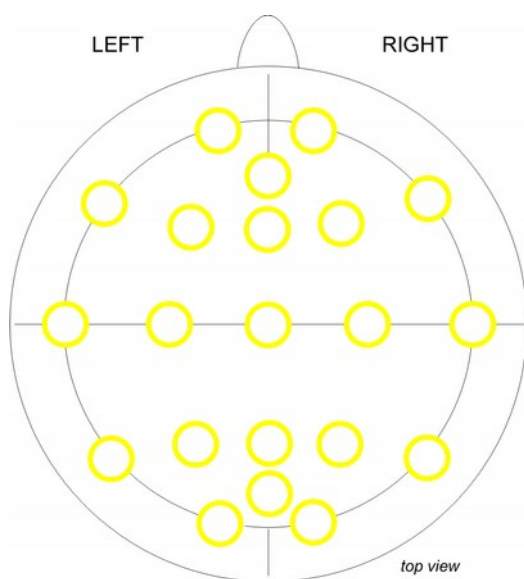
Head cap end: two sub-D25 connectors (1 male plus 1 female)

EEG box end: 41 cables marked following the extended INTERNATIONAL 10-20 system.
Ø 1.5 mm touchproof DIN42802.

PRE-ASSEMBLED EEG HEAD CAPS FOR EVOKED POTENTIALS RECORDING WIRES LOCATED EXTERNALLY **REUSABLE**

Packaging: box containing 1 piece.

CODE	WIRES	SIZE	Number of electrodes	DESCRIPTION	COLOUR
CUPE56-13	external	54-58 cm	13, reduced thickness	Large, adult	Red 
CUPE52-13	external	50-54 cm	13, reduced thickness	Medium-small, adult	Yellow 
CUPE48-13	external	46-50 cm	13, reduced thickness	Large, child	Green 



**YOU CAN ORDER CUSTOMISED EEG HEAD CAPS.
JUST CHANGE THE RED NUMBER IN THE PRODUCT CODE:**

For instance: CUPE56-11 = HEAD CAP WITH 11 ELECTRODES.

PLEASE SPECIFY THE DESIDERED POSITION USING THE DIAGRAM ABOVE.

EEG box end: The head cap is connected to the EEG box by cables marked following the extended INTERNATIONAL 10-20 system and Ø 1.5 mm touchproof DIN42802. Cable length: 1.3 m.

RESPIRATION SENSOR

REUSABLE

PIEZOELECTRIC RESPIRATION SENSOR

The patient is hooked up to the sensor using a Velcro chest strap.

Packaging: box containing 1 kit

made up of: 1 sensor + 1 adult-sized chest strap + 1 child-sized chest strap.

CODE	CONNECTOR
RESENS1	Ø 1.5 mm touchproof DIN42802



Connection cable: extra-flexible TINSEL
Cable length: 2.4 m.

TUBULAR ELASTIC EEG HEAD CAPS FOR BRIDGE ELECTRODES GREY ELASTOMER REUSABLE

Packaging: box containing 1 piece.

CODE	BANDS	BAND DIAMETER	TYPE OF ELASTIC
CUEP13R	6 x 2	4 mm	Grey elastomer



Packaging: box containing 1 piece

CODE	BANDS	BAND DIAMETER	TYPE OF ELASTIC
CUEP23R	5 x 4	4 mm	Grey elastomer



TUBULAR ELASTIC EEG HEAD CAP FOR BRIDGE ELECTRODES SILICONE RUBBER **REUSABLE**

Packaging: box containing 1 piece.

CODE	BANDS	BAND DIAMETER	TYPE OF ELASTIC
CUEP05R	5 x 2	4 mm	Silicone rubber



Packaging: box containing 1 piece.

CODE	BANDS	BAND DIAMETER	TYPE OF ELASTIC
CUEP15R	6 x 2	4 mm	Silicone rubber



Packaging: box containing 1 piece.

CODE	BANDS	BAND DIAMETER	TYPE OF ELASTIC
CUEP25R	5 x 4	4 mm	Silicone rubber



BRIDGE ELECTRODES FOR TUBULAR ELASTIC EEG HEAD CAPS

RECORDING AREA: Ø 10 mm

REUSABLE




Suitable for tubular EEG head caps.

The metallic part of the electrode is made of massive silver and coated in Ag/AgCl.

The final part of these bridge electrodes is a pin (which requires an alligator clip).

The electrodes come with a cotton pad on the recording area.

Packaging: box containing 5 pieces.

CODE	SIZE	ELECTRODE END	
<i>CUPT10C</i>	small	pin	
<i>CUPT20C</i>	medium	pin	
<i>CUPT30C</i>	large	pin	

BRIDGE ELECTRODES FOR TUBULAR ELASTIC EEG HEAD CAPS RECORDING AREA: Ø 10 mm **REUSABLE**




Suitable for tubular EEG head caps.

The metallic part of the electrode is made of massive silver and coated in Ag/AgCl.

A hole is drilled into the electrodes, so that they can receive a Ø 2.5 mm plug (see page 88).

The electrodes come with a cotton pad on the recording area.

Packaging: box containing 5 pieces.

CODE	SIZE	ELECTRODE END	
<i>CUPT12C</i>	small	hole Ø 2.5 mm	
<i>CUPT22C</i>	medium	hole Ø 2.5 mm	
<i>CUPT32C</i>	large	hole Ø 2.5 mm	

BRIDGE ELECTRODES FOR EEG HEAD CAPS WITH REDUCED RECORDING AREA

REUSABLE

Suitable for tubular EEG head caps.



The metallic part of the electrode is made of massive silver and coated in Ag/AgCl.

It is characterised by a reduced recording area.

A hole is drilled into the electrodes, so that they can receive a Ø 2.5 mm plug.

The electrodes come with a cotton pad on the recording area.

Packaging: box containing 5 pieces.

CODE	SIZE	ELECTRODE END	
<i>CUPT47C</i>	small	hole Ø 2.5 mm	
<i>CUPT57C</i>	regular	hole Ø 2.5 mm	

BRIDGE ELECTRODES

FOR TUBULAR ELASTIC EEG HEAD CAPS

RECORDING AREA: Ø 10 mm

REUSABLE

Suitable for tubular EEG head caps.

The metallic part of the electrode is made of massive silver and coated in Ag/AgCl.

The final part of these bridge electrodes is a pin (which requires an alligator clip).

The electrodes come with a cotton pad.

Packaging: box containing 5 pieces.

CODE	SIZE	ELECTRODE END
CUPT23C	one size	pin



REPLACEMENT PADS

This pad replacement set contains all the items you will need when replacing used cotton pads on bridge electrodes.

CODE	SIZE
CUPTKIT	one size

Packaging: 1 kit
made up of: 21 round cotton pads, 21 O-rings,
and 1 tool for pad replacement.





EAR ELECTRODE

REUSABLE

This electrode with elastic clamp must be placed on the ear lobe.
The electrode is made up of a plastic body and an Ag/AgCl recording area.

Packaging: box containing 1 piece.

CODE	DIAMETER	CABLE LENGTH	INSTRUMENT END
<i>EARPLD1-10</i>	10 mm	1.0 m	Ø 1.5 mm touchproof DIN42802




CONNECTION CABLE WITH Ø 2.5 mm PLUG FOR EEG BRIDGE ELECTRODES

REUSABLE

This cable is suitable for quick connection to the bridge electrodes with a Ø 2.5 mm hole.

Packaging: box containing 1 piece.

CODE	CABLE LENGTH	INSTRUMENT END
CUPL25P1-09	0.9 m	Ø 2.5 mm plug
CUPL25P1-12	1.2 m	Ø 2.5 mm plug



COLOUR: Yellow

More available colours



connection cable: extra-flexible antistatic TINSEL

CONNECTION

electrode end: Ø 2.5 mm inox male plug

EEG box end: Ø 1.5 mm touchproof DIN42802


ALLIGATOR CLIP CONNECTION CABLE FOR EEG BRIDGE ELECTRODES

REUSABLE

This cable is suitable for quick connection to the bridge electrodes with a pin.
A plastic part located between cable and alligator clip makes the cable tangle-free.

Packaging: box containing 1 piece.

CODE	CABLE LENGTH	ELECTRODE END
<i>CUCDP1-09</i>	0.9 m	alligator clip
<i>CUCDP1-12</i>	1.2 m	alligator clip



COLOUR: Yellow

More available colours



Connection cable: extra-flexible antistatic TINSEL

CONNECTION

electrode end: alligator clip

EEG box end: Ø 1.5 mm touchproof DIN42802

KIT: 21 MARKED ALLIGATOR CLIP CABLES FOR EEG BRIDGE ELECTRODES

REUSABLE

This kit of 21 cables makes plugging the electrodes into the EEG box much easier: each cable is marked on both ends with the name of each EEG electrode.

Packaging: 1 kit.

CODE	CABLE LENGTH	The 21 cables are marked:
<i>CUCDK1-10</i>	1.0 m	Fp1-F3-F7-C3-T3-P3-T5-O1 Fp2-F4-F8-C4-T4-P4-T6-O2 RIF-GND-Fz-Cz-Pz



connection cable: extra-flexible antistatic TINSEL
CONNECTION

electrode end: alligator clip

EEG box end: Ø 1.5 mm touchproof DIN42802

CONDUCTIVE ELECTRODE GEL

el_{gel}

FOR PRE-ASSEMBLED HEAD CAPS

This high-viscosity gel is suitable for use with EEG pre-assembled head caps. Its distinctive highly conductive formulation allows for excellent both brief and long recording. This gel is suitable for EEG recording, evoked potentials recording, polygraphia, and electromyography.

Packaging: box containing 33 bottles (250 ml each).

CODE	CHARACTERISTICS
<i>ELGEL</i>	electro-conductive



CONDUCTIVE ELECTRODE GEL FOR PRE-ASSEMBLED HEAD CAPS WITH PUMICE STONE

el_{gel}-P

This high-viscosity gel is suitable for use with EEG pre-assembled head caps. The presence of pumice stone makes it slightly abrasive. Its distinctive highly conductive formulation allows for excellent both brief and long recording. This gel is suitable for EEG recording, evoked potentials recording, polygraphia, and electromyography.

Packaging: box containing 33 bottles (250 ml each).

CODE	CHARACTERISTICS
<i>ELGEL-P</i>	electro-conductive, abrasive (with pumice stone)



ABRASIVE SKIN PREPPING GEL

el_{gel}-Skin

This abrasive and degreasing skin gel enhances signal quality by lowering skin impedance. Not conductive.

Packaging: 1 plastic jar (200 ml).

CODE	CHARACTERISTICS
ELGEL-S	not conductive, abrasive, degreasing



BLUNT NEEDLES DISPOSABLE

These disposable blunt needles are suitable for injecting the conductive gel into the holes of cup electrodes on pre-assembled EEG head caps. Also suitable for disc cup electrodes.

Packaging: box containing 50 pieces.

CODE	CANNULA	TERMINATION
CUAGS2L	Ø 1.6 mm L=20 mm	Luer Lock



BLUNT NEEDLES REUSABLE

These reusable metal blunt needles are suitable for injecting the conductive gel into the holes of cup electrodes on pre-assembled EEG head caps. Also suitable for disc cup electrodes.

Packaging: box containing 12 pieces.

CODE	CANNULA	TERMINATION
CUAGS2R	Ø 1.6 mm L=22 mm	Luer Lock



NEUROLOGY ACCESSORIES

REUSABLE

SPARE CHIN STRAP FOR PRE-ASSEMBLED HEAD CAPS

It is made up of a Velcro elastic strap and a soft chin-strap.

Packaging: box containing 1 piece.

CODE	SIZE	
CUMTA	adult	
CUMTB	child	

FIXATION STRAP

The fixation strap is made up of two adjustable Velcro elastic elements.

Packaging: box containing 1 piece.

CODE	SIZE	
CUFDA	one size	

SEMI-RIGID RUBBER CHIN-REST

Packaging: box containing 1 piece.

CODE	SIZE	
CUMGA	one size	

NEUROLOGY ACCESSORIES

REUSABLE

BODY HARNESS

This body harness can be used to fasten the head cap to the patient. It is an alternative to the standard chin strap.

It is made up of a chest strap and two adjustable straps.

Packaging: box containing 1 kit.

CODE	SIZE
CUFTA	adult
CUFTB	child



CLEANING SET

This set contains all the items you will need for cleaning the electrodes on pre-assembled head caps.

Packaging: box containing 1 kit

made up of: 1 bottlebrush + 1 nailbrush.

CODE	SIZE
CUFFPUL	one size



SELF-RETRACTING TAPE MEASURE

Self-locking and self-retracting cloth tape measure.

Packaging: box containing 1 piece.

CODE	LENGTH
METRO	1.5 m



EEG INTENSIVE CARE

THIS SECTION IS ABOUT INTENSIVE CARE/MRI
EEG NEEDLE ELECTRODES

Monopolar needle electrodes with integrated cable (5 colours per pouch)
Monopolar needle electrodes with flat cable and straight shaft
Monopolar needle electrodes with flat cable and hook-shaped shaft
Monopolar needle electrodes for MRI

5 MONOPOLAR NEEDLE ELECTRODES WITH INTEGRATED CABLE **DISPOSABLE**

Monopolar needle electrodes with integrated connection cable and Ø 1.5 mm touchproof DIN42802 connector.
Each pouch contains 5 needle electrodes (one per colour).

Packaging: 25 pieces

packed in 5 pouches containing 5 pieces each and sterilized by beta radiation.

CODE	SHAFT LENGTH	SHAFT DIAMETER	CABLE LENGTH	CABLE COLOUR										
STRAIGHT SHAFT														
MU15WC1F-10	15 mm	0.35 mm	1.0 m	<table style="display: inline-table; border: none;"> <tr> <td style="width: 20px; height: 20px; background-color: yellow;"></td> <td style="width: 20px; height: 20px; background-color: lightgrey;"></td> <td style="width: 20px; height: 20px; background-color: black;"></td> <td style="width: 20px; height: 20px; background-color: red;"></td> <td style="width: 20px; height: 20px; background-color: green;"></td> </tr> <tr> <td style="text-align: center;">G</td> <td style="text-align: center;">B</td> <td style="text-align: center;">N</td> <td style="text-align: center;">R</td> <td style="text-align: center;">V</td> </tr> </table>						G	B	N	R	V
G	B	N	R	V										



MONOPOLAR NEEDLE ELECTRODES WITH FLAT CABLE STRAIGHT SHAFT **DISPOSABLE**

Monopolar needle electrodes with multipolar flat cable and quick disconnect connector.

**Packaging: 5 pouches (containing 15 needle electrodes with straight shaft each)
sterilized by beta radiation**

CODE	SHAFT LENGTH	DIAMETER	CABLE LENGTH	Number of electrodes
STRAIGHT SHAFT				
MUI5WC15-08	15 mm	0.35 mm	0.8 m	15



INTERFACE CABLE

This interface cable (standard length 1.5 m) is suitable for quick connection to the needle electrode with multipolar flat cable.

CODE *CUMUDIS-15*

Packaging: 1 piece.

CONNECTION

Electrode end: sub-D15 male connector

EEG box end: 15 cables marked following the extended INTERNATIONAL 10-20 system.
Ø 1.5 mm touchproof DIN42802.

MONOPOLAR NEEDLE ELECTRODES WITH FLAT CABLE HOOK-SHAPED SHAFT **DISPOSABLE**

Monopolar needle electrodes with multipolar flat cable and quick disconnect connector.

**Packaging: 5 pouches (containing 14 needle electrodes with hook-shaped shaft each)
sterilized by beta radiation**

CODE	SHAFT LENGTH	DIAMETER	CABLE LENGTH	Number of electrodes
HOOK-SHAPED SHAFT				
MU15WCR3-05	15 mm	0.35 mm	0.5 m	14



INTERFACE CABLE

This interface cable (standard length 0.5 m) is suitable for quick connection to the needle electrode with multipolar flat cable.

CODE CUM01D1S-05

Packaging: 1 piece.

CONNECTION

Electrode end: sub-D15 male connector


EEG box end: 14 cables marked following the extended INTERNATIONAL 10-20 system.
Ø 1.5 mm touchproof DIN42802.


MONOPOLAR NEEDLE ELECTRODES FOR MRI DISPOSABLE

These monopolar needle electrodes with straight shaft and integrated connection cable are suitable for recording in environments with high magnetic flux densities, such as magnetic resonance imaging (MRI) rooms.

Packaging: 25 pieces

**packed in 5 pouches containing 5 pieces each
sterilized by beta radiation**

CODE	SHAFT LENGTH	DIAMETER	CABLE LENGTH	PLUG COLOUR
STRAIGHT SHAFT				
MUI5WF1R-15	15 mm	0.25 mm	1.50 m	



Connection cable: extra-flexible cable
instrument end: Ø 1.5 mm touchproof DIN42802

CONNECTION CABLES

THIS SECTION IS ABOUT THE CONNECTION CABLES
USED TO CONNECT ELECTRODES
AND NEEDLE ELECTRODES
TO MEDICAL EQUIPMENT

CNA2 series cables

CNU2 series cables

CNU1 series cables

CNU3 series cables

BOTT series cables

CUPL series cables

CUCD series cables


CNU4 series cables

CONNECTION CABLES

REUSABLE


CONNECTION CABLE FOR *GA* SERIES CONCENTRIC NEEDLE ELECTRODES

Packaging: box containing 1 piece.

CODE	CABLE LENGTH	
<i>CNA2DIN-10</i>	1.0 m	
<i>CNA2DIN-15</i>	1.5 m	
<p>The connection cable for <i>GA series</i> needle electrodes is shielded, extraflexible, and grey.</p> <p>CONNECTION Electromyograph end:5 pole DIN 240°</p>		

CONNECTION CABLE FOR *GU* SERIES CONCENTRIC NEEDLE ELECTRODES

Packaging: box containing 1 piece.



CODE	CABLE LENGTH	
<i>CNU2DIN-10</i>	1.0 m	
<i>CNU2DIN-15</i>	1.5 m	
<p>The connection cable for <i>GU series</i> needle electrodes is shielded, extraflexible, and grey.</p> <p>CONNECTION Electromyograph end:5 pole DIN 240°</p>		

CONNECTION CABLES

REUSABLE



CONNECTION CABLE FOR *DISPOSABLE MONOPOLAR NEEDLE ELECTRODES WITH PIN CONNECTION*

Packaging: box containing 1 piece.

CODE	CABLE LENGTH	
<i>CNUIJP1-10</i>	1.0 m	
<i>CNUIJP1-15</i>	1.5 m	
Connection cable: extra-flexible TINSEL CONNECTION needle electrode end: 0.5 mm female instrument end: Ø 1.5 mm touchproof DIN42802		
		COLOUR: Yellow. Customized colours: see above.

CONNECTION CABLE FOR *DISPOSABLE MONOPOLAR NEEDLE ELECTRODES WITH 8-CM LEAD WIRE*

Packaging: box containing 1 piece.


CODE	CABLE LENGTH	
<i>CNUIKP1-10</i>	1.0 m	
<i>CNUIKP1-15</i>	1.5 m	
Connection cable: extra-flexible TINSEL CONNECTION needle electrode end: 1.0 mm female instrument end: Ø 1.5 mm touchproof DIN42802		
		COLOUR: Yellow. Customized colours: see above.

CONNECTION CABLES

REUSABLE


CONNECTION CABLE FOR *DISPOSABLE WIRE ELECTRODES*

Packaging: box containing 1 piece.

CODE	CABLE LENGTH	
CNU3FDN-15	1.5 m	
CNU3FDN-20	2.0 m	
Connection cable: extra-flexible, shielded. CONNECTION needle electrode end: micro alligator clip instrument end: 5 pole DIN 240°		

CONNECTION CABLE FOR *MONOPOLAR ELECTRODES*

Packaging: box containing 1 piece.



CODE	CABLE LENGTH	
CNU3KDN-15	1.5 m	
CNU3KDN-20	2.0 m	
Connection cable: extra-flexible, shielded. CONNECTION needle electrode end: 1.0 mm female instrument end: 5 pole DIN 240°		

CONNECTION CABLES

REUSABLE



CONNECTION CABLE FOR *SELF-ADHESIVE SNAP ROUND ELECTRODES*

Packaging: box containing 1 piece.

CODE	CABLE LENGTH	
BOTT4D1-12	1.2 m	
BOTT4D1-15	1.5 m	
Connection cable: extra-flexible TINSEL CONNECTION electrode end: 4.0 mm female instrument end: Ø 1.5 mm touchproof DIN42802		
		COLOUR: Green. Customized colours: see above.

CONNECTION CABLE FOR *EEG BRIDGE ELECTRODES*

Packaging: box containing 1 piece.


CODE	CABLE LENGTH	
CUPL25P1-09	0.9 m	
CUPL25P1-12	1.2 m	
connection cable: extra-flexible antistatic TINSEL CONNECTION electrode end: 2.5 mm inox male plug EEG box end: Ø 1.5 mm touchproof DIN42802		
		COLOUR: Yellow. Customized colours: see above.

CONNECTION CABLES

REUSABLE


PLUG TO PLUG CONNECTING LEAD

Packaging: box containing 1 piece.

CODE	AVAILABLE COLOURS	
CUPLSS1	<div style="display: flex; justify-content: space-around; width: 100px;"> <div style="width: 20px; height: 20px; background-color: #cccccc; border: 1px solid black;"></div> <div style="width: 20px; height: 20px; background-color: #ff0000; border: 1px solid black;"></div> <div style="width: 20px; height: 20px; background-color: #0000ff; border: 1px solid black;"></div> </div>	
<p>150-mm long plug to plug connecting lead with stackable jumpers. This cable makes it possible to link up several inputs of one single preamplifier.</p> <p>CONNECTION stackable Ø 1.5 mm touchproof DIN42802 male/female</p>		

ALLIGATOR CLIP CONNECTION CABLE

Packaging: box containing 1 piece.


CODE	CABLE LENGTH								
CUCDP1-09	0.9 m								
CUCDP1-12	1.2 m								
<p>Connection cable: extra-flexible antistatic TINSEL</p> <p>CONNECTION electrode end: alligator clip EEG box end: Ø 1.5 mm touchproof DIN42802</p>									
		<p>COLOUR: Yellow. Customized colours: see above.</p>							

CONNECTION CABLES

REUSABLE


CONNECTION CABLE WITH TWO ALLIGATOR CLIPS

Packaging: box containing 1 piece.

CODE	CABLE LENGTH	
<i>CNU3CDN-15</i>	1.5 m	
Connection cable: shielded, extraflexible CONNECTION electrode end: 2 alligator clips instrument end: 5 pole DIN 240°		

CONNECTION CABLE WITH THREE ALLIGATOR CLIPS

Packaging: box containing 1 piece.


CODE	CABLE LENGTH	
<i>CNU4CDN-15</i>	1.5 m	
Connection cable: shielded, extraflexible CONNECTION electrode end: 3 alligator clips instrument end: 5 pole DIN 240°		

CONNECTION CABLES

REUSABLE


CONNECTION CABLE WITH TWO SNAP CONNECTORS

Packaging: box containing 1 piece.

CODE	CABLE LENGTH	
CNU3BDN-15	1.5 m	
Connection cable: shielded, extraflexible CONNECTION electrode end: 2 snaps (female, Ø 4 mm). instrument end: 5 pole DIN 240°		

CONNECTION CABLE WITH THREE SNAP CONNECTORS

Packaging: box containing 1 piece.

CODE	CABLE LENGTH	
CNU4BDN-15	1.5 m	
Connection cable: shielded, extraflexible CONNECTION electrode end: 3 snaps (female, Ø 4 mm). instrument end: 5 pole DIN 240°		

A NOTE ABOUT REUSABLE MEDICAL DEVICES

Reusable and resterilizable medical devices must be treated after use (in accordance with the instructions for use supplied with the product). This is very important in order to safeguard patient's and medical staff's health by preventing possible infection from spreading.

The maintenance of these devices thus includes cleaning, disinfection, and sterilization.

Cleaning: the electrodes can usually be cleaned with alcohol or washed with a neutral detergent.

Disinfection: hospital liquid disinfectant may be used. It is always advisable, however, to test the resistance of the material the medical device is made of.

Sterilization: we recommend sterilization by ethylene-oxide. Autoclave steam treatment may be used, but only to sterilize medical devices explicitly described as suitable for this type of sterilization.

As sterilization of medical devices is a *special process*, it is essential that the device be sterilized **following the validated procedure**.

**The company declines any liability in case of non-sterility of re-sterilized products.
The responsibility for reuse of the medical device rests entirely with the user.**

During the above-mentioned operations avoid immersing electrical contacts in liquids, as they may corrode or short-circuit adjacent contacts.

The medical staff must also make sure that the reusable medical device is free from any visible signs of mechanical and/or electrical deterioration.

PRODUCT CODES INDEX

ATF025A..... p.22	CUEE34S..... p.70	CUET56S-32... p.77	GA25C31..... p.12	MU15XC1-10... p.18
ATF025A-10.... p.23	CUEE38S..... p.70	CUET56S-41... p.78	GA25C77..... p.11	MU15XC1-15... p.18
ATF025E..... p.22	CUEE41S..... p.70	CUET60S..... p.71	GA25F31..... p.12	MU18HC1-20... p.20
ATF025E-10.... p.23	CUEE44S..... p.70	CUFDA..... p.95	GA25F77..... p.11	MU18WC1-10... p.19
ATF035A..... p.22	CUEE48S..... p.70	CUFFPUL..... p.96	GA35A-1L..... p.13	MU25S25..... p.16
ATF035A-10.... p.23	CUEE52S..... p.70	CUFTA..... p.96	GA35A31..... p.12	MU25T40E..... p.25
ATF050A..... p.22	CUEE56S..... p.70	CUFTB..... p.96	GA35A77..... p.11	MU35T50E..... p.25
ATF050A-10.... p.23	CUEE60S..... p.70	CUMGA..... p.95	GA50A-1L..... p.13	MU50T50E..... p.25
ATF050B..... p.22	CUEF32S..... p.68	CUMO1D1S-05 p.100	GA50A31..... p.12	MU50T70E..... p.25
ATF050B-10.... p.23	CUEF34S..... p.68	CUMTA..... p.95	GA50A77..... p.11	RESENS1..... p.80
ATF060B..... p.22	CUEF38S..... p.68	CUMTB..... p.95	GA50B31..... p.12	RICE25D1-15... p.36
ATF060B-10.... p.23	CUEF41S..... p.68	CUMUD1S-15... p.99	GA50B77..... p.11	RICE25DN-15... p.35
ATF100B..... p.22	CUEF44S..... p.68	CUPE48-13.... p.79	GA60B31..... p.12	RICE40D1-15... p.36
ATF100B-10.... p.23	CUEF48S..... p.68	CUPE52-13.... p.79	GA60B77..... p.11	RICE40DN-15... p.35
BOTT4D1-12.... p.107	CUEF52S..... p.68	CUPE56-13.... p.79	GA75B31..... p.12	RICE55D1-12... p.34
BOTT4D1-15.... p.107	CUEF56S..... p.68	CUPL25P1-09... p.107	GA75B77..... p.11	RICE55DN-12... p.34
CNA2DIN-10.... p.104	CUEF60S..... p.68	CUPL25P1-12... p.107	GU25A77..... p.14	RIVE10DN-15... p.63
CNA2DIN-15.... p.104	CUEFD1A..... p.75	CUPLSS1..... p.108	GU25C77..... p.14	RIVE11DN-15... p.63
CNU1JP1-10.... p.105	CUEFD1S..... p.75	CUPT10C..... p.83	GU25F77..... p.14	SA15N1..... p.46
CNU1JP1-15.... p.105	CUEFD1RS..... p.75	CUPT12C..... p.84	GU35A77..... p.14	SA15W1-06..... p.47
CNU1KP1-10.... p.105	CUEFLIS..... p.75	CUPT20C..... p.83	GU40A77-15... p.15	SA15W1-10..... p.47
CNU1KP1-15.... p.105	CUEFMCS..... p.75	CUPT22C..... p.84	GU40A77-30... p.15	SA15W1-15..... p.47
CNU2DIN-10.... p.104	CUEFMZS..... p.75	CUPT23C..... p.86	GU50A77..... p.14	SA25W1-10..... p.48
CNU2DIN-15.... p.104	CUEL26S..... p.73	CUPT30C..... p.83	GU50B77..... p.14	SA25W1-15..... p.48
CNU3BDN-15... p.110	CUEL28S..... p.73	CUPT32C..... p.84	GU70B77..... p.14	SA40W1-15..... p.49
CNU3CDN-15... p.109	CUEL30S..... p.73	CUPT47C..... p.85	MAFI33D1-15... p.41	STIF15D1-15... p.32
CNU3FDN-15... p.106	CUEL32S..... p.72	CUPT57C..... p.85	MAFI3RD1-15... p.41	STIF25D1-15... p.32
CNU3FDN-20... p.106	CUEL34S..... p.72	CURM32S..... p.74	MASS25C..... p.42	STIM10D1-15... p.31
CNU3KDN-12... p.106	CUEL38S..... p.72	CURM34S..... p.74	MASS25L..... p.42	STIM15D1-15... p.31
CNU3KDN-20... p.106	CUEL41S..... p.72	CURM38S..... p.74	MASS25M..... p.42	STIM25D1-15... p.31
CNU4BDN-15... p.110	CUEL44S..... p.72	CURM41S..... p.74	MASS25XL..... p.42	STIM25DN-15... p.31
CNU4CDN-15... p.109	CUEL48S..... p.72	CURM44S..... p.74	METRO..... p.96	STIP15D1-15... p.33
COD06P1-10.... p.56	CUEL52S..... p.72	CURM48S..... p.74	MU06RD1-10... p.21	STIP15DN-15... p.33
COD06P1-15.... p.56	CUEL56S..... p.72	CURM52S..... p.74	MU06RD1-15... p.21	STIP25D1-15... p.33
COD08P1-10.... p.56	CUEL60S..... p.72	CURM56S..... p.74	MU06RD1-20... p.21	STIP25DN-15... p.33
COD08P1-15.... p.56	CUEMD1-15.... p.76	CURM60S..... p.74	MU06RD1-25... p.21	STML18D1-15... p.30
COD10P1-10.... p.56	CUEMD1-20.... p.76	EARPLD1-10... p.87	MU10F25..... p.17	STML18DN-15... p.30
COD10P1-15.... p.56	CUEP05R..... p.82	EE30SCDN-12... p.40	MU10S25..... p.16	STMP25D1-15... p.28
COP06P1-10.... p.57	CUEP13R..... p.81	ELGEL..... p.91	MU12F25..... p.17	STMP25DN-15... p.29
COP06P1-15.... p.57	CUEP15R..... p.82	ELGEL-S..... p.93	MU12F35..... p.17	SU05N1..... p.53
COP06S1-10.... p.58	CUEP23R..... p.81	ELGEL-P..... p.92	MU12HC1-10... p.20	SU15N1..... p.53
COP06S1-15.... p.58	CUEP25R..... p.82	ES20P1-10.... p.39	MU12HC1-15... p.20	TE22R..... p.50
COP08P1-10.... p.57	CUER32S..... p.69	ES20SCD1-12... p.38	MU12HC1-20... p.20	TE24R..... p.50
COP08P1-15.... p.57	CUER34S..... p.69	ES20SCDN-12... p.37	MU12S25..... p.16	TE30R..... p.50
COP08S1-10.... p.58	CUER38S..... p.69	ES30P1-10.... p.39	MU12WC1-10... p.19	TE3545..... p.51
COP08S1-15.... p.58	CUER41S..... p.69	ES30SCD1-12... p.38	MU15F25..... p.17	TE4090..... p.52
COP10LK1-12... p.62	CUER44S..... p.69	ES30SCDN-12... p.37	MU15F35..... p.17	
COP10P1-10.... p.57	CUER48S..... p.69	ES40P1-10.... p.39	MU15G35..... p.17	
COP10P1-15.... p.57	CUER52S..... p.69	ES40SCD1_12... p.38	MU15HC1-10... p.20	
COP10S1-10.... p.58	CUER56S..... p.69	ES40SCDN-12... p.37	MU15HC1-15... p.20	
COP10S1-15.... p.58	CUER60S..... p.69	FASC25C..... p.43	MU15HC1-20... p.20	
COP10TK1-13... p.61	CUET32S..... p.71	FASC25L..... p.43	MU15HC1-25... p.20	
COPL16T1-10... p.60	CUET34S..... p.71	FASC25L-80.... p.43	MU15S25..... p.16	
COPM10K..... p.54	CUET38S..... p.71	FELT02..... p.32	MU15S35..... p.16	
COPM10W1-10 p.55	CUET41S..... p.71	FELT03..... p.34	MU15T40R..... p.25	
COPM10W1-15 p.55	CUET44S..... p.71	FU30M20..... p.24	MU15T50R..... p.25	
COPR08P1-10... p.59	CUET48S..... p.71	FU40M20..... p.24	MU15T70R..... p.25	
CUAGS2L..... p.94	CUET48S-32... p.77	FU50M20..... p.24	MU15U35..... p.16	
CUAGS2R..... p.94	CUET48S-41... p.78	GA100B31..... p.12	MU15WC1-10... p.19	
CUCDK1-10.... p.90	CUET52S..... p.71	GA100B77..... p.11	MU15WC15-08... p.99	
CUCDP1-09.... p.108	CUET52S-32... p.77	GA25A-1L..... p.13	MU15WC1F-10... p.98	
CUCDP1-12.... p.108	CUET52S-4.... p.78	GA25A31..... p.12	MU15WCR3-05 p.100	
CUEE32S..... p.70	CUET56S..... p.71	GA25A77..... p.11	MU15WF1R-15... p.101	