

ORDER INFORMATION
BESTELLINFORMATION

Sizes / Größen	Content / Inhalt	Art. No. / Art. Nr.	
		Neuro-Patch®	Lyoplant® *
12 x 14 cm	1 piece / Stück	106 4002	-
6 x 14 cm	1 piece / Stück	106 4010	106 6021
8 x 9 cm	1 piece / Stück	106 4020	106 6030
6 x 8 cm	1 piece / Stück	106 4029	106 6242
5 x 6 cm	1 piece / Stück	106 4040	106 6050
4 x 10 cm	1 piece / Stück	106 4037	106 6048
4 x 5 cm	2 pieces / Stück	106 4045	106 6064
2 x 10 cm	2 pieces / Stück	106 4053	106 6080
1.5 x 3 cm	2 pieces / Stück	106 4061	106 6102

* To improve smoothness and flexibility, Lyoplant® material is rehydrated prior to implantation.

* Lyoplant® wird vor der Implantation rehydriert, um eine bessere Geschmeidigkeit und Flexibilität zu erhalten.

REFERENCES
NACHWEISE

For the references 1–9 of the safety and performance claims on Neuro-Patch®, please visit our website or use the QR code:

Für die Nachweise 1–9 der Aussagen zur Sicherheit und Leistungsfähigkeit von Neuro-Patch® besuchen Sie bitte unsere Website oder nutzen Sie den QR-Code:

<https://www.bbraun.com/en/products/b1/neuro-patch.html>



For the references 10–14 of the safety and performance claims on Lyoplant®, please visit our website or use the QR code:

Für die Nachweise 10–14 der Aussagen zur Sicherheit und Leistungsfähigkeit von Lyoplant® besuchen Sie bitte unsere Website oder nutzen Sie den QR-Code:

<https://www.bbraun.com/en/products/b0/lyoplant.html>



NEUROSURGERY

AESCULAP® Neuro-Patch® & Lyoplant®

SUTURABLE DURA SUBSTITUTION
VERNÄHBARER DURAERSATZ

MODE OF APPLICATION

To achieve tension-free embedding, Neuro-Patch® and Lyoplant® should be cut as closely as possible to the defect size.

Neuro-Patch® and Lyoplant® should be fixed with non-absorbable suture material (polyester, polypropylene). Additionally, it may be secured with fibrin glue.

Atraumatic round-bodied needles allow suturing without significant damage to the implant.

ANWENDUNG

Um ein spannungsfreies Einbetten zu ermöglichen, sollten Neuro-Patch® und Lyoplant® so exakt wie möglich defektbezogen zugeschnitten werden.

Neuro-Patch® und Lyoplant® sollten mit nicht resorbierbarem Nahtmaterial (Polyester, Polypropylen) fixiert werden. Zusätzlich kann mit Fibrinkleber gesichert werden.

Atraumatische, runde Nadeln ermöglichen ein Nähen ohne Schäden am Implantat zu verursachen.

AESCULAP® – a B. Braun brand

Aesculap AG | Am Aesculap-Platz | 78532 Tuttlingen | Germany
Phone +49 7461 95-0 | Fax +49 7461 95-2600 | www.aesculap.com

The main product trademark "Aesculap" and the product trademarks "Lyoplant" and "Neuro-Patch" are registered trademarks of Aesculap AG.

Subject to technical changes. All rights reserved. This brochure may only be used for the exclusive purpose of obtaining information about our products. Reproduction in any form partial or otherwise is not permitted.


AESCULAP® Neuro-Patch® & Lyoplant®

SYNTHETIC AND BIOLOGICAL, SUTURABLE DURA SUBSTITUTION
SYNTHETISCHER UND BIOLOGISCHER, VERNÄHBARER DURAERSATZ



AESCULAP® Neuro-Patch®

SYNTHETIC, SUTURABLE DURA SUBSTITUTION
SYNTHETISCHER, VERNÄHBARER DURAERSATZ




ELASTIC. WELL-TOLERATED. NON-ABSORBABLE. ^{4,5,8,9}

Neuro-Patch® is a type of fine fibred microporous fleece manufactured from a highly purified polyesterurethane.

An electronically controlled procedure has been developed for producing Neuro-Patch®, in which a dissolved polyesterurethane polymer is sprayed from specialised jets. This produces fibres which are captured at defined angles, producing a fleece-like structure.

The fine fibred microstructure supports the rapid infiltration of connective tissue cells. ^{5,9}



C87802

Product sample card including a product sample.

Produktmusterkarte mit Produktmuster.

ELASTISCH. VERTRÄGLICH. NICHT RESORBIERBAR. ^{4,5,8,9}

Neuro-Patch® ist ein feinfibrilläres, mikroporöses Vlies, hergestellt aus hochreinem Polyesterurethan.

In einem eigens für Neuro-Patch® entwickelten, elektronisch kontrollierten Produktionsverfahren wird gelöste Polyesterurethan-Polymerlösung aus Spezialdüsen gesprüht. Dadurch entstehen in definiertem Winkel angeordnete Fasern, die eine vliesartige Struktur bilden.

Die feinfibrilläre Mikrostruktur sorgt für eine schnelle Infiltration von Bindegewebezellen. ^{5,9}

PRODUCT CHARACTERISTICS

- High liquid tightness of the implant prevents CSF leakages ^{1,2,3,10}
- Tissue tolerant ^{4,5,11,12}
- High tensile strength of the implant prevents suture pull out ^{2,6,12,13}
- Good suturability ^{2,10,13}
- Adaptable to anatomical structures ^{1,2,7,10,14}

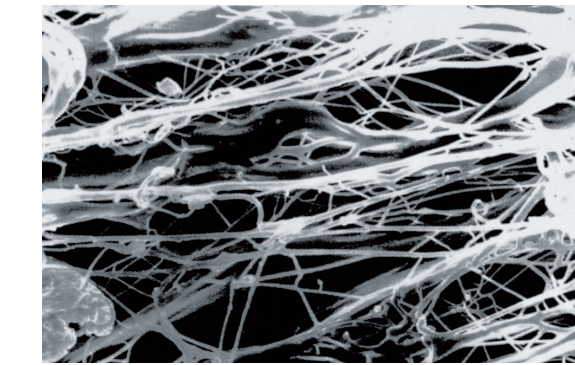
PRODUKTEIGENSCHAFTEN

- Hohe Flüssigkeitsdichtigkeit des Implantats beugt CSF Leckagen vor ^{1,2,3,10}
- Gewebeverträglich ^{4,5,11,12}
- Hohe Reißfestigkeit des Implantats beugt einem Ausreißen der Naht vor ^{2,6,12,13}
- Gute Vernähbarkeit ^{2,10,13}
- Anpassbar an anatomische Strukturen ^{1,2,7,10,14}



AESCULAP® Lyoplant®

BIOLOGICAL, SUTURABLE DURA SUBSTITUTION
BIOLOGISCHER, VERNÄHBARER DURAERSATZ




FUNCTIONAL. TEARPROOF. ABSORBABLE. ^{5,10,11,12,13}

Lyoplant® is a pure collagen implant that is produced from bovine pericardium. This highly purified collagen is known for its low propensity to cause immunological reactions. ^{11,12,13}

The special and comprehensive manufacturing process eliminates all non-collagenous substances such as fats, enzymes and other non-collagenous proteins.

A controlled lyophilisation (freeze drying) process supports that the loose fibre structure of Lyoplant® is preserved to offer appropriate conditions for integration after implantation.

After implantation, Lyoplant® slowly degrades enzymatically and is substituted by body's own connective tissue.



C87902

Product sample card including a product sample.

Produktmusterkarte mit Produktmuster.

FUNKTIONELL. REISSFEST. RESORBIERBAR. ^{5,10,11,12,13}

Lyoplant® ist ein reines, aus Rinderperikard hergestelltes Kollagen-Implantat. Dieses hochreine Kollagen ist bekannt für seine geringe Neigung Immunreaktionen auszulösen. ^{11,12,13}

Das spezielle Herstellungsverfahren sorgt für eine umfassende Entfernung aller nicht-kollagenen Substanzen, wie zum Beispiel Fette, Enzyme, Proteine.

Durch ein kontrolliertes Lyophilisierungsverfahren (Gefriertrocknung) bleibt die lose Faserstruktur erhalten und ermöglicht somit eine schnelle Infiltration der körpereigenen Zellen.

Nach der Implantation wird Lyoplant® langsam enzymatisch abgebaut und durch körpereigenes Bindegewebe ersetzt.

Manipler[®] AZ

Single-use Skin Stapler for Wound Closure
An Easy Solution for Skin Closure



Closure Technologies

Manipler® AZ

The Easy Solution for Skin Closure

Manipler® AZ Skin Stapler delivers fast closure at the end of any surgical procedure.

It offers the security and confidence, thus reducing the risk to the patient.

skin stapler

Lightweight Design

Handles like a well-balanced, surgical instrument

High Quality Construction

Consistent, reliable performance

Slim Grip Design

Provides excellent visibility and allows for easy handling with no hand fatigue

Special Angled Head

Enables the user to see the incision from a normal viewing perspective to ensure precise staple deployment

Flexible Placement Angle

Allows choice in staple placement depth

Precise Staple Counting

Staple count indicator provides a direct view of remaining staples



Simple and Efficient by Design

new single use remover

Single-use Remover



Reusable Remover



Complete Portfolio

Available as single-use and reusable remover

Versatility

Can be used for virtually all brands of surgical skin staples

Intuitive Control

For reliable and controlled performance

Elegant Design

Easy to handle making removal simple and safe

*With reinforced tip
for safe and easy handling*

Product Range

Article No.	Product Description	Staple Information		Staple Dimensions		Units
		Type	No.	Crown	Leg.	per box
783100	Manipler® AZ	Wide	35	6.9 mm	3.6 mm	6
783101	Single use skin staple remover					6
783102	Reusable skin staple remover					1

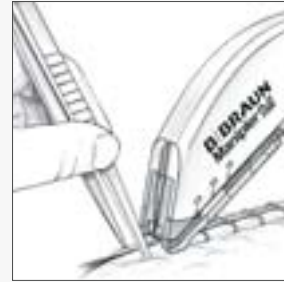
Manipler® AZ

The Easy Solution for Skin Closure

advantages

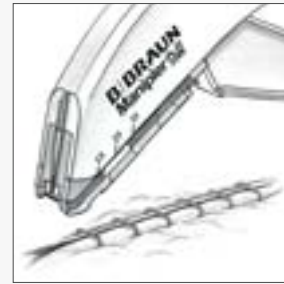
▶ Grip Designed for Best Angle

The set up angle of the shape of the device enables a clear view of the wound edges



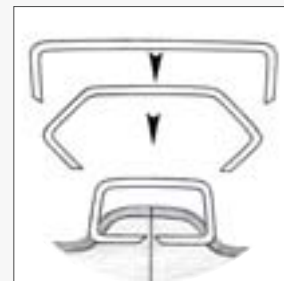
▶ Automatic Clip Ejection

Precisely ejects clips, this enables rapid wound closure and shortens operation time



▶ Box-Style Staple

This provides several performance advantages, including safe wound closure and support



▶ Ease of Use

High profile staples make removal easier





B. Braun Surgical SA | Carretera de Terrassa, 121 | 08191 Rubí | Spain
Phone +34 93 5 86 62 00 | Fax +34 93 6 99 73 03 | www.bbraun.es


Aesculap AG | Am Aesculap-Platz | 78532 Tuttlingen | Germany
Phone +49 7461 95-0 | Fax +49 7461 95-26 00 | www.aesculap.com

Aesculap – a B. Braun company

Subject to technical changes. All rights reserved.
This brochure may only be used for the exclusive
purpose of obtaining information about our
products. Reproduction in any form partial or
otherwise is not permitted.

Aesculap® YASARGIL Aneurysm Clip System

From experienced hands – for experienced hands!
Aus erfahrenen Händen – für erfahrene Hände!



Aesculap Neurosurgery



1968

- First generation YASARGIL Aneurysm Clip made from implant steel with a half spring coil and no jaw guidance

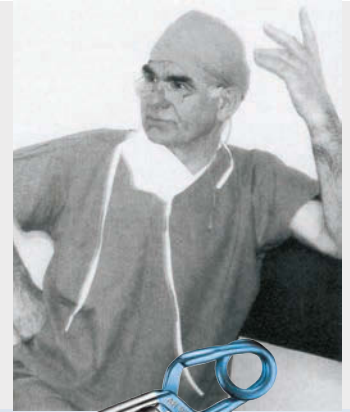
YASARGIL Aneurysmen Clip der 1. Generation mit halber Federwicklung und ohne Maulführung aus Implantatstahl



1970

- YASARGIL Aneurysm Clip with 1.5 spring coil and safety ring to enhance closing force and stability

YASARGIL Aneurysmen Clip mit 1,5 Federwicklung und Ringsicherung zur Optimierung von Schließkraft und Stabilität



1995

- The YASARGIL Aneurysm Clip with 1.5 spring coil made from **Titanium** improves postoperative control and diagnosis by reducing the number of artifacts in CT and MRI scans

Der YASARGIL Aneurysmen Clip aus **Titan** verbessert die postoperative Kontrolle und Diagnostik aufgrund von geringeren Artefakten bei CT und MRT

From experienced hands... for experienced hands!

How can a surgeon be sure that the instruments he is using for lifesaving aneurysm surgery deserve the trust his patients place in him?

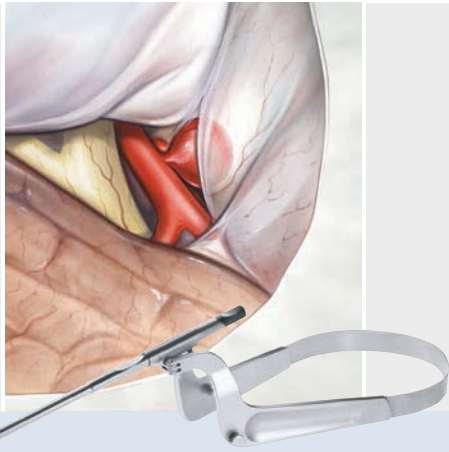
The beginning of the success is based on the development of the clip design by the famous Prof. Gazi M. YASARGIL.

Then decades of intensive cooperation with other leading neurosurgeons all over the world form the foundation for Aesculap's technical and scientific experience.

With the YASARGIL Aneurysm Clips Aesculap is the world market leader. Since their introduction, over 2.0 million clips have been implanted by thousands of neurosurgeons in more than 80 countries. A milestone in the history of neurosurgery.

The surgical treatment of cerebral aneurysms will continue to represent an important and indispensable therapy option into the future.

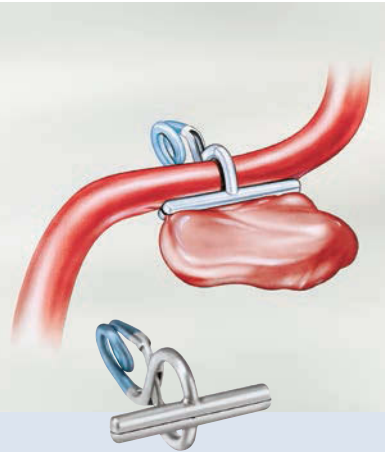
Through continuous further development of the YASARGIL Aneurysm Clip system, Aesculap is committed to offer implants and instruments of high quality for this treatment.



2004

- The XS Clip Applier meets the demands of keyhole surgery

XS-Clipanlage wird den Anforderungen an die Schlüssellochchirurgie (Key-hole-surgery) gerecht



2006

- T-Bar Clips acc. to KOPITNIK made from Titanium and Phynox aids and expands treatment possibilities

T-Bar Clips nach KOPITNIK aus Titan und Phynox unterstützen und erweitern die Behandlungsmöglichkeiten



2013

- First Mini clips with fenestration allow an even preciser reconstruction of the vascular structures also in narrow spaces

Die ersten gefenesterten Mini Clips ermöglichen eine noch präzisere Rekonstruktion der vaskulären Strukturen

Aus erfahrenen Händen... für erfahrene Hände!

Wie kann sich ein Operateur sicher sein, dass sein Instrumentarium für die lebensrettende Aneurysmenchirurgie, das Vertrauen verdient, das seine Patienten in ihn setzen?


Eine jahrzehntelange intensive Zusammenarbeit mit führenden Neurochirurgen dieser Welt begründet Aesculaps technische und wissenschaftliche Erfahrung.

Mit den YASARGIL Aneurysmenclips ist Aesculap Weltmarktführer. Seit der Einführung wurden in über 80 Ländern dieser Welt mehr als 2 Millionen Clips implantiert. Ein Meilenstein in der Geschichte der Neurochirurgie.

Die chirurgische Behandlung von zerebralen Aneurysmen wird auch in Zukunft eine wichtige und nicht wegzudenkende Therapieoption darstellen.

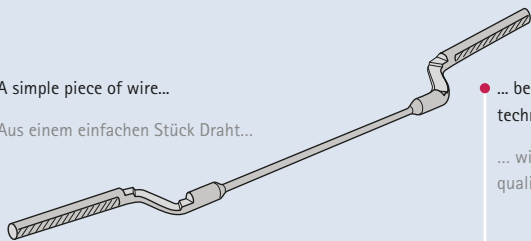
Durch die kontinuierliche Weiterentwicklung des YASARGIL Aneurysmenclip-Systems steht Aesculap dafür, dass für diese Therapie, Implantate und Instrumente von hoher Qualität zur Verfügung stehen.





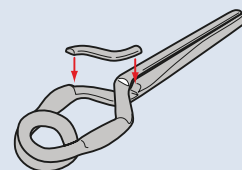
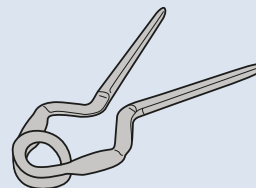
• A simple piece of wire...

Aus einem einfachen Stück Draht...



• ... becomes, thanks to advanced high technology and qualified manual work,...

... wird durch moderne Hochtechnologie und qualifizierter Handarbeit...



Our striving for perfection is your safeguard

Precision manual work and the most advanced high technology are intricately and accurately combined in the manufacture of YASARGIL Aneurysm Clips.

Despite the high technology and mechanization, it is only possible to achieve the required accuracy within tolerance and the necessary variability manually in the hands of highly qualified production engineers. This is the only way we can approach the goal of our own quality standards for aneurysm clips, with a smooth, burr-free and therefore atraumatic surface, exact dimensions and a reproducible closing action – a clip you can rely on.

Unser Streben nach Perfektion ist Ihre Sicherheit

Die Herstellung der YASARGIL Aneurysmen-Clips erfolgt in einem präzisen Zusammenspiel von manueller Feinarbeit und moderner Hochtechnologie.

Trotz aller Technisierung kann die geforderte Toleranzgenauigkeit und Variabilität nur mit manueller Fertigung durch qualifizierte Hände erreicht werden. Unsere internen Qualitätsstandards schreiben Toleranzen vor, die teilweise im Hundertstel Millimeter Bereich liegen. Nur so kommen wir unserem Ziel des perfekten Aneurysmenclips näher, mit einer absolut glatten, gratfreien und damit atraumatischen Oberfläche und exakten Maßen mit reproduzierbarem Schließverhalten – worauf Sie sich verlassen können.



REM image
atraumatic tip of a YASARGIL Clip from Aesculap;
smooth surface prevents damage to tissue.

REM-Aufnahme
atraumatische Spitze eines YASARGIL Clip von
Aesculap; glatte Oberflächen verhindern eine Verletzung
des Gewebes.




REM image
atraumatic blade profile of a YASARGIL Clip from
Aesculap; the deep, symmetrical, pyramidal stamping
of both blades doubles the contact surface area and
counteracts the slip effect.

REM-Aufnahme
atraumatisches Maulprofil eines YASARGIL Clip von
Aesculap; die tiefen, symmetrischen, pyramidenförmigen
Einprägungen in beiden Maulteilen verdoppeln die
Auflagefläche und gewährleisten sicheren Halt.

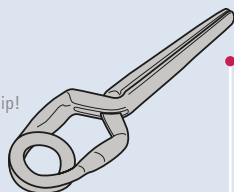


REM image
unique box lock of a YASARGIL Clip from Aesculap; the
flat design with a broad contact surface enables smooth
opening and closing as well as stability.

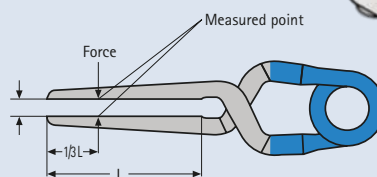
REM-Aufnahme
patentierter Durchsteckschluss eines YASARGIL Clip von
Aesculap; das ultraflache Design mit der breiten Auflage-
fläche erlaubt ein reibungsloses Öffnen und Schließen
sowie Stabilität.



• ... an original YASARGIL Aneurysm Clip!
 ... ein original YASARGIL Aneurysmen-Clip!



• Made in Germany!
 Made by Aesculap!



High performance in production

Did you know that...

- ... 30 production steps are required to produce one clip?
- ... 70% of the production is performed manually under the microscope?
- ... a clip is checked 10 times for dimension, surface and closing force during the production process?
- ... the profile of the blades is stamped evenly with 24 tons?
- ... the manufacturing tolerances of 0.02 mm are 10 times smaller than a human hair?
- ... the welding temperature for the metal plate reaches 2500 °C (4532 °F)?
- ... the serial no. allows to trace back every clip individually?

Höchstleistungen der Produktion

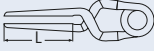

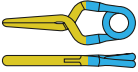
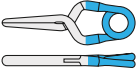
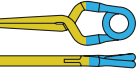
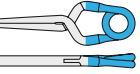
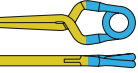
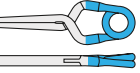
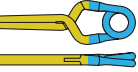
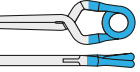
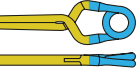
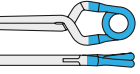
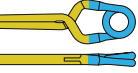
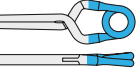
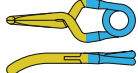
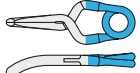
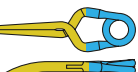
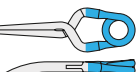
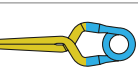
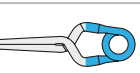




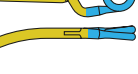
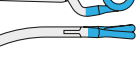

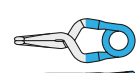
Wussten Sie, dass...

- ... 30 Arbeitsschritte notwendig sind um einen Clip herzustellen?
- ... 70% der Herstellung eines Clips in Handarbeit unter dem Mikroskop erfolgen?
- ... ein Clip während seiner Herstellung insgesamt 10 x auf Maße, Oberflächen und Schließkraft kontrolliert wird?
- ... die Vertiefungen in den Maulteilen mit 24 Tonnen Druck gleichmäßig eingepreßt werden?
- ... die Toleranzen in der Herstellung mit 0,02 mm 10 x kleiner sind als ein menschliches Haar?
- ... die Anschweißtemperatur für das Metallplättchen bis zu 2500 °C (4530 °F) beträgt?
- ... über die Seriennummer jeder Clip eindeutig zurückverfolgt werden kann?

Aesculap® YASARGIL Aneurysm Clip System

Titanium Standard Clips

TITANIUM STANDARD


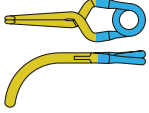
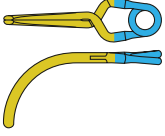
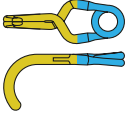
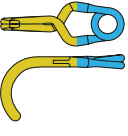
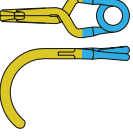
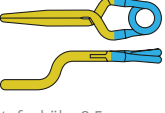
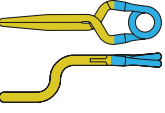
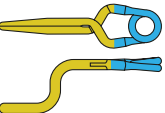
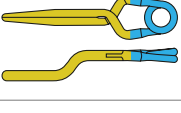
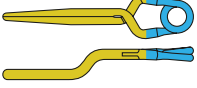
TEMPORARY TEMPORÄR						PERMANENT					
Art. No. Art. Nr.		Blade length Maullänge mm	Maximal opening maximale Öffnung mm	Closing force Schließkraft N g		Art. No. Art. Nr.		Blade length Maullänge mm	Maximal opening maximale Öffnung mm	Closing force Schließkraft N g	
FT240T		7.0	6.2	1.08	110	FT740T		7.0	6.2	1.47	150
FT250T		9.0	7.0	0.88	90	FT750T		9.0	7.0	1.77	180
FT260T		11.0	7.8	0.88	90	FT760T		11.0	7.8	1.77	180
FT280T		15.0	9.2	0.88	90	FT780D		15.0	9.2	1.96	200
FT292T		17.5	10.6	0.88	90	FT792D		17.5	10.6	1.96	200
FT290T		20.0	11.4	1.08	110	FT790D		20.0	11.4	1.96	200
FT242T		6.5	6.0	1.08	110	FT742T		6.5	6.0	1.47	150
FT252T		8.3	6.8	0.88	90	FT752T		8.3	6.8	1.77	180
FT262T		10.2	7.5	0.88	90	FT762T		10.2	7.5	1.77	180
FT282T		13.7	8.7	1.08	110	FT782T		13.7	8.7	1.96	200
FT286T		15.3	9.8	1.08	110	FT786T		15.3	9.8	1.77	180
FT244T		5.4	5.5	1.08	110	FT744T		5.4	5.5	1.47	150
FT254T		6.4	6.1	1.08	110	FT754T		6.4	6.1	1.77	180


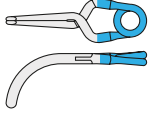
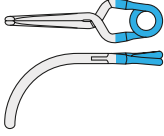
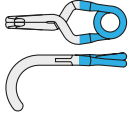
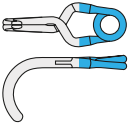
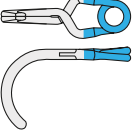
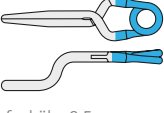
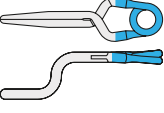
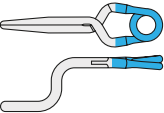
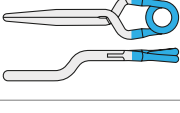
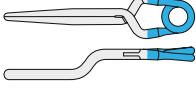
- MRI examinations using magnetic fields of 1.5 and 3.0 Tesla do not present an additional risk to implant wearers
- Minor artifacts in CT and MRI
- Color coding with blue spring (Standard clip) and golden or silver blades (temporary or permanent clip respectively)
- Sterile packaging

- Bei MRT-Untersuchungen mit 1,5 und 3,0 Tesla ergibt sich für den Implantat-träger kein zusätzliches Risiko durch magnetisch induzierte Kräfte
- geringe Artefaktbildung in CT und MRT
- Farbkodierung durch blaue Feder (Standard Clip), sowie durch goldene bzw. silberne Mantelteile (temporärer bzw. permanenter Clip)
- steril verpackt

TEMPORARY TEMPORÄR

PERMANENT

Art. No. Art. Nr.		Blade length Maullänge mm	Maximal opening maximale Öffnung mm	Closing force Schließkraft	
				N	g
FT264T		8.0	6.5	1.08	110
FT284T		10.3	7.4	1.08	110
FT323T		7.4	5.4	1.08	110
FT324T		8.4	5.8	1.08	110
FT325T		10.5	6.2	1.08	110
FT270T		5.0	8.0	1.08	110
Height of step 2.5 mm Stufenhöhe 2,5 mm					
FT271T		5.0	8.0	1.08	110
Height of step 3.5 mm Stufenhöhe 3,5 mm					
FT272T		5.0	8.0	1.08	110
Height of step 4.5 mm Stufenhöhe 4,5 mm					
FT248T		7.0	7.9	0.88	90
FT258T		9.0	8.7	0.88	90

Art. No. Art. Nr.		Blade length Maullänge mm	Maximal opening maximale Öffnung mm	Closing force Schließkraft	
				N	g
FT764T		8.0	6.5	1.77	180
FT784T		10.3	7.4	1.96	200
FT823T		7.4	5.4	1.77	180
FT824T		8.4	5.8	1.77	180
FT825T		10.5	6.2	1.77	180
FT770T		5.0	8.0	1.96	200
Height of step 2.5 mm Stufenhöhe 2,5 mm					
FT771T		5.0	8.0	1.96	200
Height of step 3.5 mm Stufenhöhe 3,5 mm					
FT772T		5.0	8.0	1.96	200
Height of step 4.5 mm Stufenhöhe 4,5 mm					
FT748T		7.0	7.9	1.96	200
FT758T		9.0	8.7	1.96	200

Aesculap® YASARGIL Aneurysm Clip System

Titanium Standard Clips

TITANIUM STANDARD

TEMPORARY TEMPORÄR

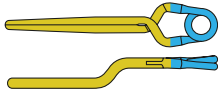
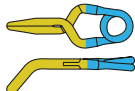
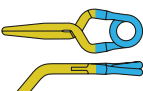
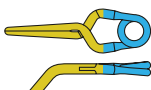
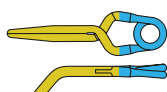
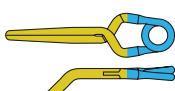
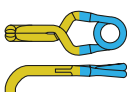
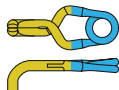
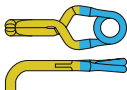
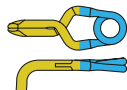
Art. No.
Art. Nr.



Blade length
Maullänge
mm


Maximal opening
maximale
Öffnung
mm

Closing force
Schließkraft
N g

FT259T		12.0	10.2	0.88	90
FT103T		6.1	6.5	1.08	110
FT113T		8.0	6.2	1.08	110
FT310T		9.0	6.5	1.08	110
FT123T		10.6	7.8	1.08	110
FT263T		11.8	8.4	1.08	110
FT319T		5.0	5.6	1.28	130
FT320T		7.0	4.5	1.28	130
FT322T		10.0	5.6	1.28	130
FT350T		6.7	5.4	1.28	130

PERMANENT

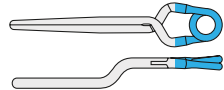
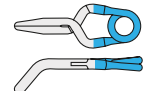
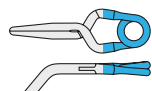
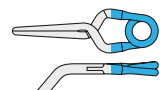
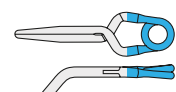
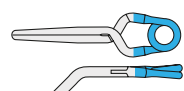
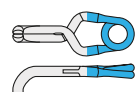
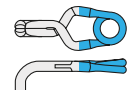
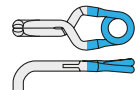
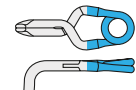
Art. No.
Art. Nr.



Blade length
Maullänge
mm



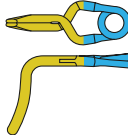
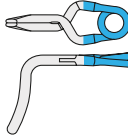
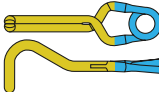
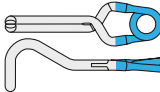
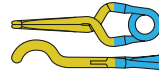
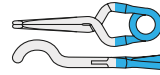
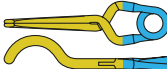
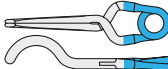
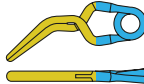
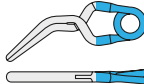
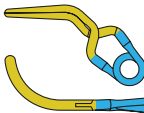
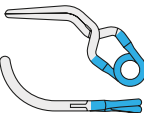
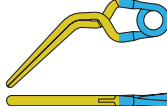
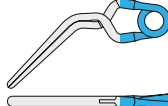


Maximal opening
maximale
Öffnung
mm

Closing force
Schließkraft
N g

FT759T		12.0	10.2	1.96	200
FT603T		6.1	6.5	1.96	200
FT613T		8.0	6.2	1.96	200
FT810T		9.0	6.5	1.96	200
FT623T		10.6	7.8	1.96	200
FT763T		11.8	8.4	1.67	170
FT819T		5.0	5.6	1.96	200
FT820T		7.0	4.5	1.96	200
FT822T		10.0	5.6	1.96	200
FT850T		6.7	5.4	1.96	200

TEMPORARY TEMPORÄR

PERMANENT

Art. No. Art. Nr.		Blade length	Maximal opening	Closing force		Art. No. Art. Nr.		Blade length	Maximal opening	Closing force	
		Maullänge mm	maximale Öffnung mm	N	g			mm	maximale Öffnung mm	N	g
FT351T		9.0	5.6	1.28	130	FT851T		9.0	5.6	1.96	200
FT330T		7.0	7.2	0.88	90	FT830T		7.0	7.2	1.96	200
FT332T		9.3	7.2	0.88	90	FT832T		9.3	7.2	1.96	200
FT333T		11.3	8.2	0.88	90	FT833T		11.3	8.2	1.96	200
FT246T		7.0	5.7	0.88	90	FT746T		7.0	5.7	1.96	200
FT273T		7.8	5.3	0.88	90	FT773T		7.8	5.5	1.77	180
FT261T		11.4	8.0	0.88	90	FT761T		11.4	8.0	1.96	200
FT247T		8.6	7.0	0.88	90	FT747T		8.6	7.0	1.77	180

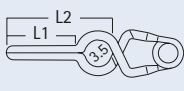
Aesculap® YASARGIL Aneurysm Clip System

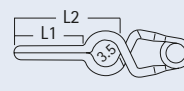
Titanium Standard Clips with Fenestration, 3.5 mm

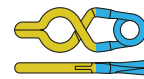
TITANIUM STANDARD

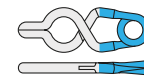
TEMPORARY TEMPORÄR

PERMANENT

Art. No. Art. Nr.		Diameter of fenestration 3.5 mm Fensterdurchmesser 3,5 mm			
		Blade length Maullänge mm L1/L2	Maximal opening maximale Öffnung mm	Closing force Schließkraft N g	


Art. No. Art. Nr.		Diameter of fenestration 3.5 mm Fensterdurchmesser 3,5 mm			
		Blade length Maullänge mm L1/L2	Maximal opening maximale Öffnung mm	Closing force Schließkraft N g	

FT097T		3/8.1	7.5	1.08	110
--------	---	-------	-----	------	-----

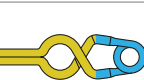
FT597T		3/8.1	7.5	1.47	150
--------	---	-------	-----	------	-----

FT098T		4/9.1	7.4	1.08	110
--------	---	-------	-----	------	-----

FT598T		4/9.1	7.4	1.47	150
--------	---	-------	-----	------	-----

FT099T		5/10.1	7.4	1.08	110
--------	---	--------	-----	------	-----

FT599T		5/10.1	7.4	1.47	150
--------	---	--------	-----	------	-----

FT100T		6/11.1	7.4	1.08	110
--------	--	--------	-----	------	-----

FT600T		6/11.1	7.4	1.47	150
--------	--	--------	-----	------	-----

FT110T		9/14.1	8.4	1.08	110
--------	---	--------	-----	------	-----

FT610T		9/14.1	8.4	1.47	150
--------	---	--------	-----	------	-----

FT120T		12/17	9.6	1.08	110
--------	---	-------	-----	------	-----


FT620T		12/17	9.6	1.77	180
--------	---	-------	-----	------	-----

FT102T		5/7.8	5.8	1.08	110
--------	---	-------	-----	------	-----

FT602T		5/7.8	5.8	1.47	150
--------	---	-------	-----	------	-----

FT112T		7.5/9.4	6.5	1.08	110
--------	---	---------	-----	------	-----

FT612T		7.5/9.4	6.5	1.47	150
--------	---	---------	-----	------	-----

FT122T		10/11	7.2	1.08	110
--------	---	-------	-----	------	-----

FT622T		10/11	7.2	1.77	180
--------	---	-------	-----	------	-----

FT104T		5/5.1	4.9	1.08	110
--------	---	-------	-----	------	-----

FT604T		5/5.1	4.9	1.47	150
--------	---	-------	-----	------	-----

FT114T		7.5/5.1	4.9	1.08	110
--------	---	---------	-----	------	-----

FT614T		7.5/5.1	4.9	1.47	150
--------	---	---------	-----	------	-----

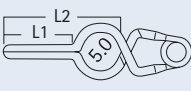
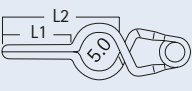
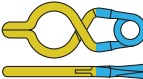
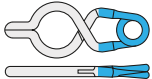

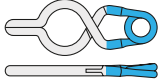
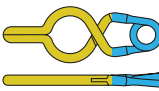
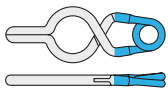
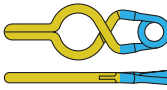
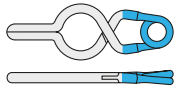
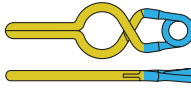
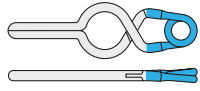
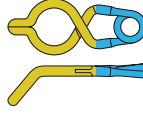
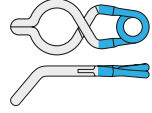
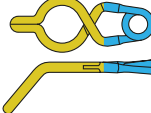
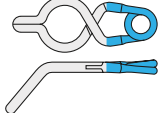
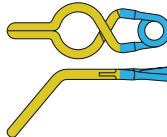
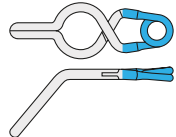
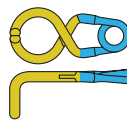
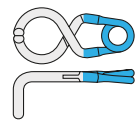
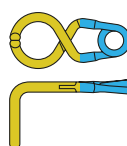
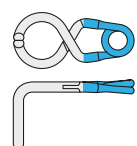
Aesculap® YASARGIL Aneurysm Clip System

Titanium Standard Clips with Fenestration, 5.0 mm

Aesculap Neurosurgery

TEMPORARY TEMPORÄR

PERMANENT

Art. No. Art. Nr.		Diameter of fenestration 5 mm Fensterdurchmesser 5 mm				Closing force Schließkraft N g	Art. No. Art. Nr.		Diameter of fenestration 5 mm Fensterdurchmesser 5 mm				Closing force Schließkraft N g
		Blade length Maullänge mm L1/L2	Maximal opening maximale Öffnung mm						Blade length Maullänge mm L1/L2	Maximal opening maximale Öffnung mm			
FT137T		3/9.8	7.4	1.08	110	FT637T		3/9.8	7.4	1.47	150		
FT138T		4/10.8	7.4	1.08	110	FT638T		4/10.8	7.4	1.47	150		
FT139T		5/11.8	7.4	1.08	110	FT639T		5/11.8	7.4	1.47	150		
FT140T		6/12.7	7.9	1.08	110	FT640T		6/12.7	7.9	1.47	150		
FT150T		9/15.7	9.1	1.08	110	FT650T		9/15.7	9.1	1.47	150		
FT142T		5/9	6.5	1.08	110	FT642T		5/9.4	6.5	1.47	150		
FT152T		7.5/10.6	7.2	1.08	110	FT652T		7.5/10.6	7.2	1.47	150		
FT162T		10/12.2	7.8	1.08	110	FT662T		10/12.2	7.8	1.77	180		
FT144T		5/6.7	5.5	1.08	110	FT644T		5/6.7	5.5	1.47	150		
FT154T		7.5/6.7	5.5	1.08	110	FT654T		7.5/6.7	5.5	1.47	150		

TITANIUM STANDARD

Aesculap® YASARGIL Aneurysm Clip System

ULTRA SHORT FENESTRATED Aneurysm Clip


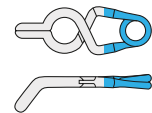
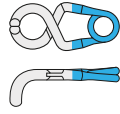
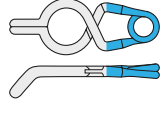
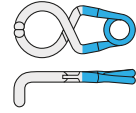
TITANIUM STANDARD

"Dog-ear"-Clips

Aneurysm clips with a particularly short blade length (3 mm) and fenestration serve for the treatment of minor aneurysms (e.g. "dog-ear-aneurysms").

Aneurysmenclips mit einer besonders kurzen Maullänge (3 mm) und Fenestration für die Behandlung von kleinen Aneurysmen (z. B. „Dog-ear-Aneurysmen“).


PERMANENT

Art. No. Art. Nr.		Blade length Maullänge mm L1/L2	Maximal opening maximale Öffnung mm	Closing force Schließkraft N	Diameter of fenestration Fenster- durchmesser mm
FT902T		3.0/6.3	5.8	1.47	3.5
FT904T		3.0/5.1	4.9	1.47	3.5
FT942T		3.0/8.1	6.0	1.47	5.0
FT944T		3.0/6.7	5.5	1.47	5.0

Titanium Reinforcing Clip

Titanium reinforcing clip to increase the closing force of YASARGIL Titanium Standard Aneurysm Clips.

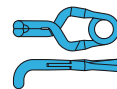
Verstärkungsclip aus Titan, zur Erhöhung der Schließkraft von Titan-Standard-Aneurysmenclips.



PERMANENT

Art. No.
Art. Nr.

FT900T



Aesculap® YASARGIL Aneurysm Clip System

Titanium Mini Clips with Fenestration, 3.5 mm

Aesculap Neurosurgery

NEW

PERMANENT

Art. No. Art. Nr.		Blade length Maullänge mm L1/L2	Maximal opening maximale Öffnung mm	Closing force Schließkraft N	Diameter of fenestration Fenster- durchmesser mm
----------------------	--	--	--	------------------------------------	---

First Mini clips with fenestration

- Allow using fenestrated clips in narrow spaces

Thin blades and thus a reduced triangle-shaped gap at the proximal end

- Support the precise reconstruction of the vascular structure with multiple clipping techniques

Area of use

- Neck remnants of clipped aneurysms like "Dog-ear aneurysms"

Die ersten gefensterten Mini Clips

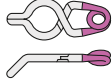
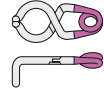
- Ermöglichen den Einsatz gefensterter Clips auch an sehr engen Stellen
- Schlanke Maulteile

Verkleinerte dreieckige „Lücke“ am Übergang von der Fensterung zu den Maulteilen

- Ermöglicht eine noch präzisere Rekonstruktion der vaskulären Strukturen durch Multiple-Clipping-Techniken

Einsatzgebiet

- Reste des Aneurysma-Halses, die beim Clippen nicht komplett verschlossen wurden (z. B. „Dog-ear-Aneurysmen“)

FT802T		3.0/6.9	3.2	110	3.5
FT804T		3.0/5.1	3.2	110	3.5

TITANIUM MINI



Developed in co-operation with:
Entwickelt in Zusammenarbeit mit:

Rokuya Tanikawa, M. D.
Director Stroke Center, Department of Neurosurgery
Teishinkai Hospital, Sapporo, Japan

Aesculap® YASARGIL Aneurysm Clip System

Titanium T-Bar Clips acc. to KOPITNIK, 5.0 mm


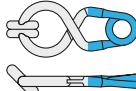
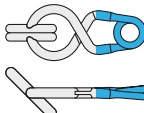
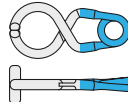
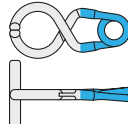
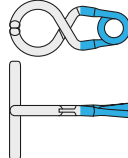
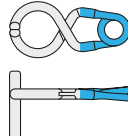
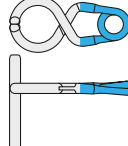
Aneurysm clip with a unique design

The blades of the T-Bar Clip are oriented in a 90°, 60° or 45° angle to the axis of the spring plane resulting in a T-like clip form. The unique shape opens up new options for the treatment of complicated cerebral aneurysms. The spring type is identical to the existing and proven standard YASARGIL Aneurysm Clip with a 5 mm diameter fenestration.

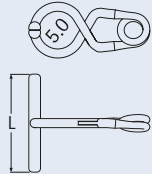
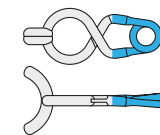
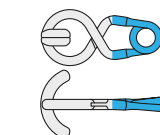
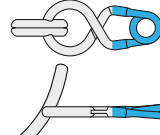
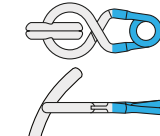
Einzigartiges Clipdesign

Die Ebene der Maulteile liegt T-förmig im 90°, 60° oder 45° Winkel zur Ebene der Clipfeder. Diese besondere Form erweitert die Therapieoptionen bei der Behandlung von zerebralen Aneurysmen. Die Federgeometrie ist identisch mit den anderen YASARGIL Aneurysmen-Clips in Standardgröße und einer 5 mm Fensterung.

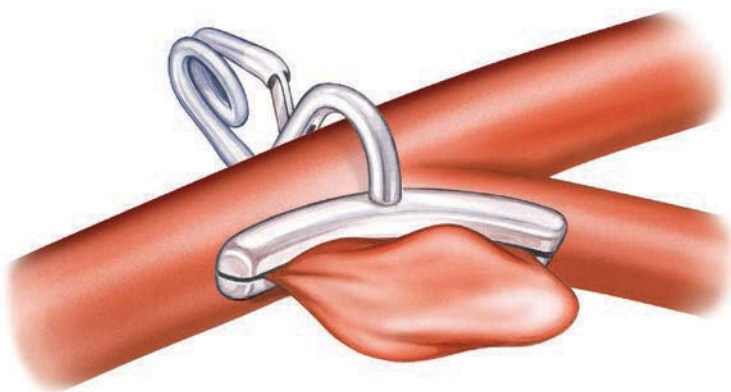
PERMANENT

Art. No. Art. Nr.		Blade length Maullänge mm	Angle Winkel	Diameter of fenestration 5 mm Fensterdurchmesser 5 mm		Closing force Schließkraft	
				Maximal opening maximale Öffnung mm	N	g	
FT852T		5.0	45°	5.5	1.47	150	
FT853T		9.0	45°	5.5	1.47	150	
FT854T		5.0	90°	5.5	1.47	150	
FT855T		9.0	90°	5.5	1.47	150	
FT856T		13.0	90°	5.5	1.77	180	
FT864T		9.0	90°	5.5	1.47	150	
FT865T		13.0	90°	5.5	1.77	180	

PERMANENT

Art. No. Art. Nr.		Blade length Mauflänge mm	Diameter of fenestration 5 mm Fensterdurchmesser 5 mm		Closing force Schließkraft	
			Angle Winkel	Maximal opening maximale Öffnung mm	N	g
FT857T		9.0	90°	5.5	1.47	150
FT858T		9.0	90°	5.5	1.47	150
FT859T		13.0	60°	5.5	1.77	180
FT860T		13.0	60°	5.5	1.77	180











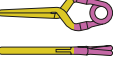
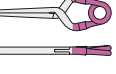














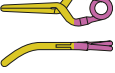
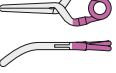


TITANIUM STANDARD



Aesculap® YASARGIL Aneurysm Clip System

Titanium Mini Clips

TITANIUM MINI


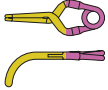
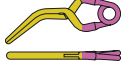
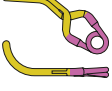
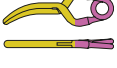
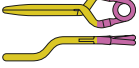
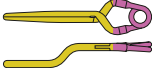
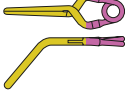
TEMPORARY TEMPORÄR						PERMANENT					
Art. No. Art. Nr.		Blade length Maullänge mm	Maximal opening maximale Öffnung mm	Closing force Schließkraft N g		Art. No. Art. Nr.		Blade length Maullänge mm	Maximal opening maximale Öffnung mm	Closing force Schließkraft N g	
FT180T		3.0	3.3	0.88	90	FT680T		3.0	3.3	1.08	110
FT190T		5.0	4.0	0.69	70	FT690T		5.0	4.0	1.08	110
FT200T		3.0	3.3	0.88	90	FT700T		3.0	3.3	1.08	110
FT210T		5.0	4.0	0.69	70	FT710T		5.0	4.0	1.08	110
FT220T		7.0	4.6	0.69	70	FT720T		7.0	4.6	1.08	110
FT182T		2.8	3.2	0.88	90	FT682T		2.8	3.2	1.08	110
FT194T		4.0	3.6	0.78	80	FT694T		4.0	3.6	1.08	110
FT192T		4.7	3.8	0.69	70	FT692T		4.7	3.8	1.08	110
FT211T		4.0	3.6	0.78	80	FT711T		4.0	3.6	1.08	110
FT212T		4.7	3.8	0.69	70	FT712T		4.7	3.8	1.08	110
FT213T		4.0	3.6	0.78	80	FT713T		4.0	3.6	1.08	110
FT226T		5.2	4.0	0.69	70	FT726T		5.2	4.0	1.08	110
FT222T		6.6	4.4	0.69	70	FT722T		6.6	4.4	1.08	110
FT214T		3.9	3.5	0.78	80	FT714T		3.9	3.5	1.08	110


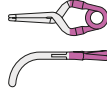
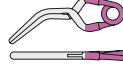
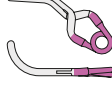
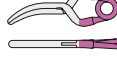
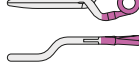
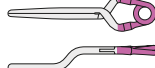
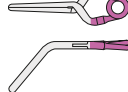
- MRI examinations using magnetic fields of 1.5 and 3.0 Tesla do not present an additional risk to implant wearers
- Minor artifacts in CT and MRI
- Color coding with blue spring (Standard clip) and golden or silver blades (temporary or permanent clip respectively)
- Sterile packaging

- Bei MRT-Untersuchungen mit 1,5 und 3,0 Tesla ergibt sich für den Implantat-träger kein zusätzliches Risiko durch magnetisch induzierte Kräfte
- geringe Artefaktbildung in CT und MRT
- Farbkodierung durch blaue Feder (Standard Clip), sowie durch goldene bzw. silberne Maulteile (temporärer bzw. permanenter Clip)
- steril verpackt

TEMPORARY TEMPORÄR

PERMANENT

Art. No. Art. Nr.		Blade length Maullänge mm	Maximal opening maximale Öffnung mm	Closing force Schließkraft	
				N	g
FT224T		5.0	4.0	0.69	70
FT216T		5.0	3.5	0.69	70
FT307T		4.7	4.0	0.69	70
FT217T		6.3	6.0	0.69	70
FT227T		4.0	7.0	0.69	70
FT228T		7.0	5.7	0.69	70
FT306T		7.0	4.5	0.69	70







Art. No. Art. Nr.		Blade length Maullänge mm	Maximal opening maximale Öffnung mm	Closing force Schließkraft	
				N	g
FT724T		5.0	4.0	1.08	110
FT716T		5.0	3.5	1.08	110
FT807T		4.7	4.0	1.08	110
FT717T		6.3	6.0	1.08	110
FT727T		4.0	7.0	1.08	110
FT728D		7.0	5.7	1.08	110
FT806T		7.0	4.5	1.08	110

Aesculap® YASARGIL Aneurysm Clip System

Double Bayonet Clip Applier for Titanium Clips

- Color coding is realized as a colored button in the handle area (● = Standard; ● = Mini)
- Farbkodierung durch einen Farbknopf im Griffbereich

APPLIERS FOR TITANIUM CLIPS

STANDARD	MINI		
			
FT501T	FT511T	with latch mit Sperre	 <p>90 mm, 3 1/2"</p> <p>Total length: 225 mm, 8 7/8" Gesamtlänge: 225 mm, 8 7/8"</p>
FT505T	FT515T	without latch ohne Sperre	
			
FT502T	FT512T	with latch mit Sperre	 <p>110 mm, 4 1/4"</p> <p>Total length: 245 mm, 9 5/8" Gesamtlänge: 245 mm, 9 5/8"</p>
FT506T	FT516T	without latch ohne Sperre	



- The Double Bayonet Clip Applier has an additional bayonet shape at the jaw.
- Die Doppelbajonett Anlegezange hat eine zusätzliche Bajonettform am Maulteil.



- This leads to a better view of the clip.
- Dies führt zu einem besseren Blick auf den Clip.

Aesculap® YASARGIL Aneurysm Clip System

Vario Clip Applier for Titanium Clips

- Color coding blue for Standard and violet for Mini clips
- Blaue Farbcodierung steht für Standard und violette Farbcodierung steht für Mini Clips


STANDARD

MINI

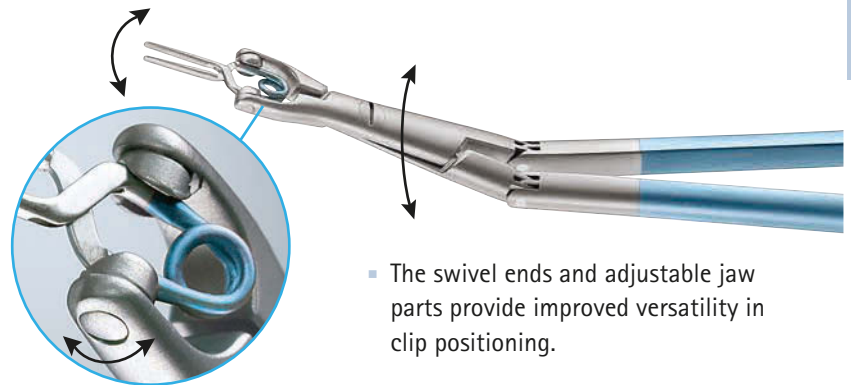


FT412T


FT402T



Total length: 220 mm, 8 3/4"
Gesamtlänge: 220 mm, 8 3/4"



- The swivel ends and adjustable jaw parts provide improved versatility in clip positioning.
- Individuelle Clip-Applikation durch schwenkbares Ende und verstellbare Tellermaulteile.



FT402800

Adjusting Key
Einstellplättchen



- Adjusting Key for Vario Clip Applier for setting the swivel at an angle.
- Einstellplättchen für die Vario-Clip-Anlegezange zum Verstellen der Tellermaulteile.

Aesculap® YASARGIL Aneurysm Clip System XS Clip Applier for Titanium Clips

- Distinction between Standard and Mini Clip applicators through label inside the handle
- Unterschied zwischen Standard und Mini Clip Anlegezangen ist durch eine Markierung im Handgriff zu erkennen

APPLIERS FOR TITANIUM CLIPS



- 360° rotation
- Suitable for narrow approaches
- 360° drehbar
- Geeignet für enge Zugänge

NEW



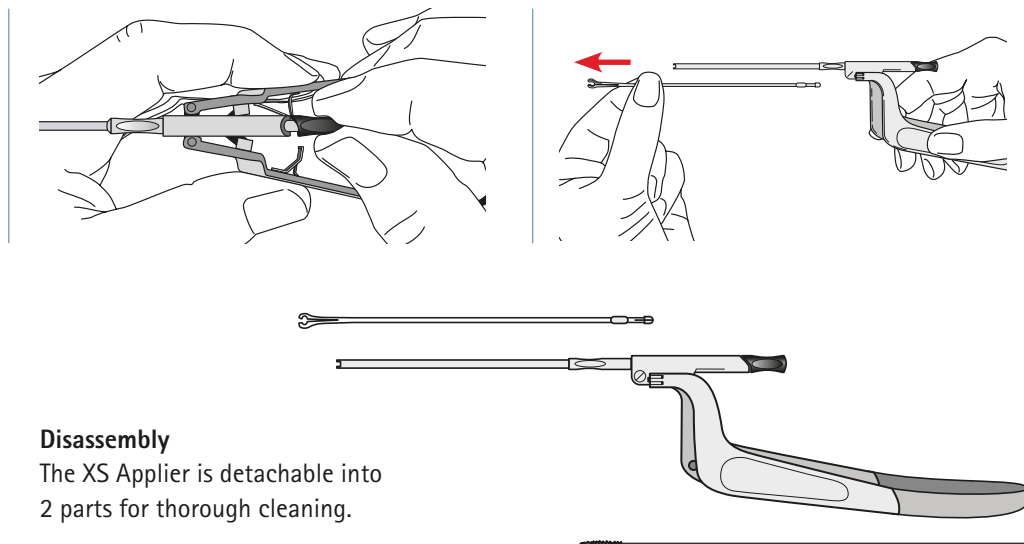
Total length: 190 mm, 7"
Gesamtlänge: 190 mm, 7"



Total length: 230 mm, 9"
Gesamtlänge: 230 mm, 9"



Total length: 250 mm, 9 3/4"
Gesamtlänge: 250mm, 9 3/4"



Disassembly

The XS Applier is detachable into 2 parts for thorough cleaning.

A cleaning brush is provided free of charge with every applier.

Zerlegbarkeit

Zur gründlichen Reinigung ist die XS Anlegezange in 2 Teile zerlegbar.











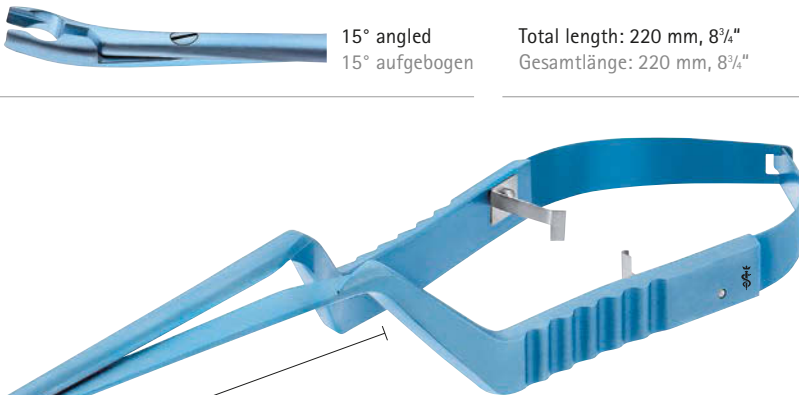





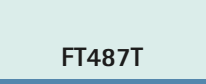
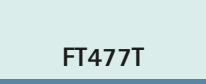
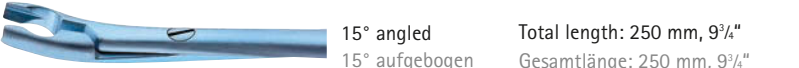

Mit jeder Anlegezange wird eine kleine Reinigungsbürste gratis mitgeliefert.

Aesculap® YASARGIL Aneurysm Clip System

YASARGIL Clip Applier for Titanium Clips

- Color coding blue for Standard and violet for Mini clips
- Farbkodierung Blau für Standard und Violet für Mini clips

APPLIERS FOR TITANIUM CLIPS



STANDARD		MINI			
				50 mm, 2"	
FT480T	FT470T		straight gerade	Total length: 180 mm, 7" Gesamtlänge: 180 mm, 7"	
				90 mm, 3½"	
FT482T	FT472T		straight gerade		
				15° angled 15° aufgebogen	Total length: 220 mm, 8¾" Gesamtlänge: 220 mm, 8¾"
FT485T	FT475T		15° angled 15° aufgebogen		
				110 mm, 4¼"	
FT484T	FT474T		straight gerade		
				15° angled 15° aufgebogen	Total length: 250 mm, 9¾" Gesamtlänge: 250 mm, 9¾"
FT487T	FT477T		15° angled 15° aufgebogen		

Aesculap® YASARGIL Aneurysm Clip System


Removing Forceps for Titanium Clips

STANDARD

MINI






- With special jaws for easier removal of an applied clip
- mit speziellem Maulteil zur einfacheren Abnahme eines bereits applizierten Clip



FT082T

FT072T

Total length: 220 mm, 8 3/4"
Gesamtlänge: 220 mm, 8 3/4"



FT083T

FT073T

Total length: 250 mm, 9 3/4"
Gesamtlänge: 250 mm, 9 3/4"

APPLIERS FOR TITANIUM CLIPS

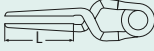

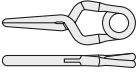
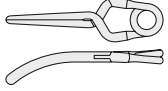
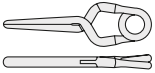
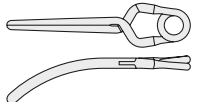
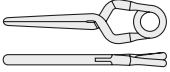
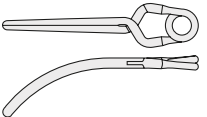
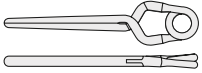
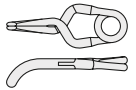
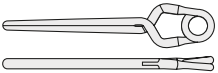
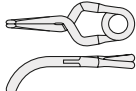
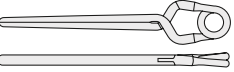
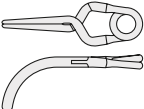

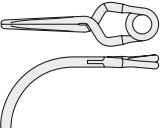
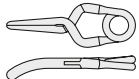
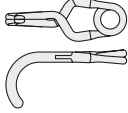
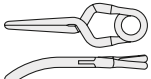
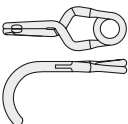


PHYNOX CLIPS

Aesculap® YASARGIL Aneurysm Clip System

Phynox Standard Clips


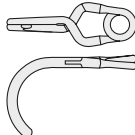
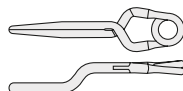
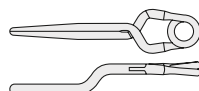
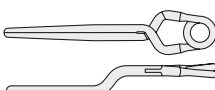
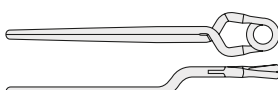
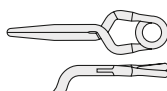
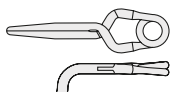
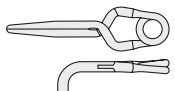
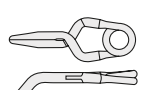
PHYNOX STANDARD

PERMANENT						PERMANENT					
Art. No. Art. Nr.		Blade length Maullänge mm	Maximal opening maximale Öffnung mm	Closing force Schließkraft N g		Art. No. Art. Nr.		Blade length Maullänge mm	Maximal opening maximale Öffnung mm	Closing force Schließkraft N g	
FE740K		7.0	6.2	1.47	150	FE762K		10.2	7.5	1.77	180
FE750K		9.0	7.0	1.77	180	FE782K		13.7	8.7	1.96	200
FE760K		11.0	7.8	1.77	180	FE786K		15.3	9.8	1.96	200
FE780K		15.0	9.2	1.96	200	FE744K		5.4	5.5	1.47	150
FE792K		17.5	10.6	1.96	200	FE754K		6.4	6.1	1.77	180
FE790K		20.0	11.4	1.96	200	FE764K		8.0	6.5	1.77	180
FE840K		25.0	13.3	1.77	180	FE784K		10.3	7.4	1.96	200
FE742K		6.5	6.0	1.47	150	FE823K		7.4	5.4	1.77	180
FE752K		8.3	6.8	1.77	180	FE824K		8.4	5.8	1.77	180


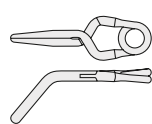
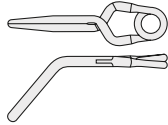
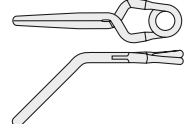
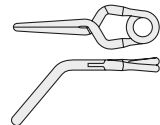
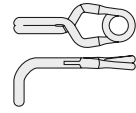
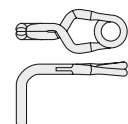
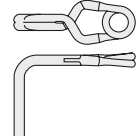
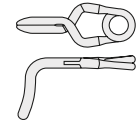
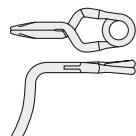
- MRI examinations using magnetic fields of 1.5 and 3.0 Tesla do not present an additional risk to implant wearers
- Color coding with silver spring and blades (permanent clip)
- Sterile packaging

- Bei MRT-Untersuchungen mit 1,5 und 3,0 Tesla ergibt sich für den Implantat-träger kein zusätzliches Risiko durch magnetisch induzierte Kräfte
- Farbkodierung durch silberne Feder und Maulteile (permanenter Clip)
- steril verpackt

PERMANENT

Art. No. Art. Nr.		Blade length	Maximal opening	Closing force	
		Maullänge mm	maximale Öffnung mm	N	g
FE825K		10.5	6.2	1.77	180
FE748K		7.0	7.9	1.96	200
FE758K		9.0	8.7	1.96	200
FE759K		12.0	10.2	1.96	200
FE798K		20.0	13.0	1.77	180
FE770K		5.0	8.0	1.96	200
FE771K		5.0	8.0	1.96	200
FE772K		5.0	8.0	1.96	200
FE603K		6.1	6.5	1.96	200

PERMANENT


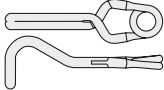
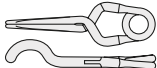
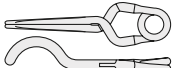
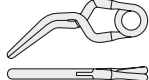
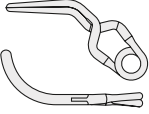
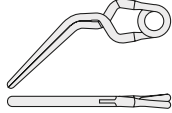

Art. No. Art. Nr.		Blade length	Maximal opening	Closing force	
		Maullänge mm	maximale Öffnung mm	N	g
FE613K		8.0	6.2	1.96	200
FE623K		10.6	7.8	1.96	200
FE763K		11.8	8.4	1.96	200
FE810K		9.0	6.5	1.96	200
FE819K		5.0	5.6	1.96	200
FE820K		7.0	4.5	1.96	200
FE822K		10.0	5.6	1.96	200
FE850K		6.7	5.4	1.96	200
FE851K		9.0	5.6	1.96	200

Aesculap® YASARGIL Aneurysm Clip System

Phynox Standard Clips

PERMANENT

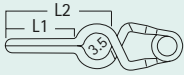
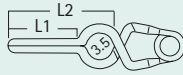
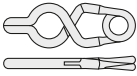
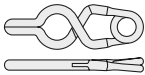
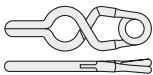
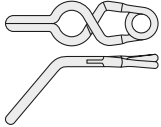

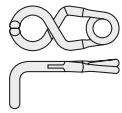

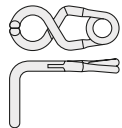
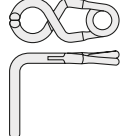
PHYNOX STANDARD

Art. No. Art. Nr.		Blade length	Maximal opening	Closing force	
		Maullänge	maximale Öffnung	N	g
		mm	mm		
FE830K		7.0	7.2	1.96	200
FE832K		9.3	7.2	1.96	200
FE833K		11.3	8.2	1.96	200
FE746K		7.0	5.7	1.96	200
FE773K		7.8	6.5	1.77	180
FE761K		11.4	8.0	1.96	200
FE747K		8.6	7.0	1.77	180

Aesculap® YASARGIL Aneurysm Clip System

Phynox Standard Clips with Fenestration, 3.5 mm

Aesculap Neurosurgery

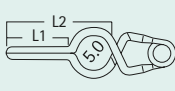
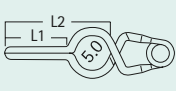
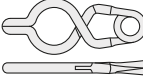
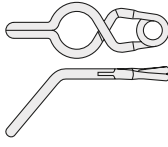
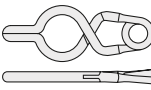
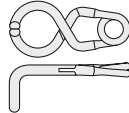
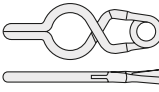
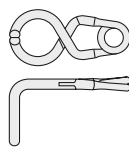
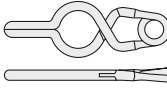
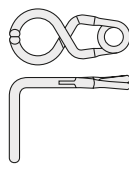
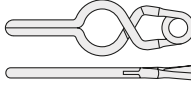
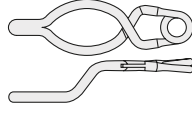
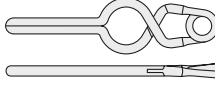
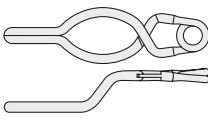
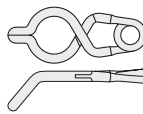
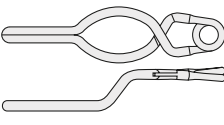
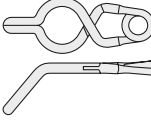
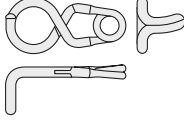
PERMANENT						PERMANENT					
Art. No. Art. Nr.		Diameter of fenestration 3.5 mm Fensterdurchmesser 3,5 mm		Closing force Schließkraft		Art. No. Art. Nr.		Diameter of fenestration 3.5 mm Fensterdurchmesser 3,5 mm		Closing force Schließkraft	
		Blade length Maullänge mm L1/L2	Maximal opening maximale Öffnung mm	N	g			Blade length Maullänge mm L1/L2	Maximal opening maximale Öffnung mm	N	g
FE597K		3/8.1	6.5	1.47	150	FE602K		5/7.3	5.8	1.47	150
FE598K		4/9.1	6.6	1.47	150	FE612K		7.5/8.9	6.5	1.47	150
FE599K		5/10.1	7.0	1.47	150	FE622K		10/10.5	7.2	1.77	180
FE600K		6/11	7.4	1.47	150	FE604K		5/4.9	4.9	1.47	150
FE610K		9/14	8.4	1.47	150	FE614K		7.5/4.9	4.9	1.47	150
FE620K		12/17	9.6	1.77	180	FE624K		10/4.9	4.9	1.77	180

PHYNOX STANDARD

Aesculap® YASARGIL Aneurysm Clip System


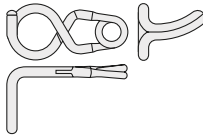
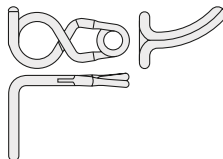
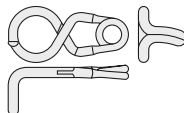
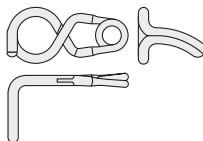
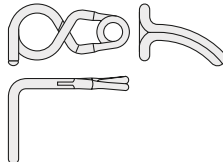
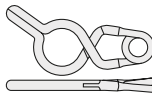
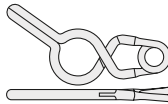
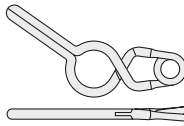
Phynox Standard Clips with Fenestration, 5.0 mm

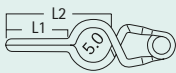
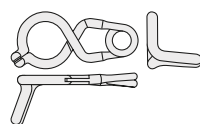
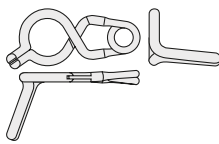
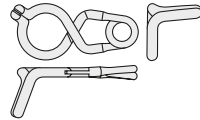
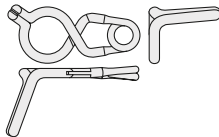
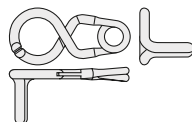
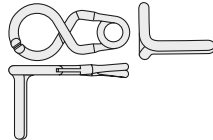
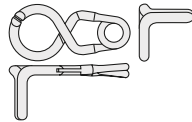
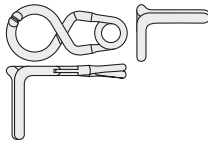
PHYNOX STANDARD

PERMANENT						PERMANENT						
Art. No. Art. Nr.		Diameter of fenestration 5 mm Fensterdurchmesser 5 mm				Closing force Schließkraft N g	Art. No. Art. Nr.		Diameter of fenestration 5 mm Fensterdurchmesser 5 mm			
		Blade length Maullänge mm L1/L2	Maximal opening maximale Öffnung mm						Blade length Maullänge mm L1/L2	Maximal opening maximale Öffnung mm		
FE637K		3/9.8	6.7	1.47	150	FE662K		10/12.2	7.8	1.77	180	
FE638K		4/10.8	7.1	1.47	150	FE644K		5/6.4	5.5	1.47	150	
FE639K		5/11.8	7.5	1.47	150	FE654K		7.5/6.4	5.5	1.47	150	
FE640K		6/12.7	7.9	1.47	150	FE664K		10/6.4	5.5	1.77	180	
FE650K		9/15.7	9.1	1.47	150	FE648K		5/15.2	7.9	1.47	150	
FE660K		12/18.7	10.3	1.77	180	FE658K		7.5/17.7	8.8	1.47	150	
FE642K		5/9	6.5	1.47	150	FE668K		10/20.2	10.0	1.77	180	
FE652K		7.5/10.6	7.2	1.47	150	FE774K		5/6.7	5.0	1.47	150	

PERMANENT

PERMANENT

Art. No. Art. Nr.		Diameter of fenestration 5 mm Fensterdurchmesser 5 mm		Closing force Schließkraft	
		Blade length Maullänge mm L1/L2	Maximal opening maximale Öffnung mm	N	g
FE775K		7.5/6.7	5.0	1.47	150
FE776K		10/6.7	5.0	1.47	150
FE777K		5/6.7	5.0	1.47	150
FE778K		7.5/6.7	5.0	1.47	150
FE779K		10/6.7	5.0	1.47	150
FE881K		5/10.4	7.0	1.47	150
FE882K		7.5/12.4	7.8	1.47	150
FE883K		10/14.5	8.8	1.47	150

Art. No. Art. Nr.		Diameter of fenestration 5 mm Fensterdurchmesser 5 mm		Closing force Schließkraft	
		Blade length Maullänge mm L1/L2	Maximal opening maximale Öffnung mm	N	g
FE886K		5/7.4	5.0	1.47	150
FE887K		7.5/8.1	5.0	1.47	150
FE888K		5/7.4	5.0	1.47	150
FE889K		7.5/8.1	5.0	1.47	150
FE891K		5/6.6	5.0	1.47	150
FE892K		7.5/6.6	5.0	1.47	150
FE893K		5/6.6	5.0	1.47	150
FE894K		7.5/6.6	5.0	1.47	150

PHYNEX STANDARD

Aesculap® YASARGIL Aneurysm Clip System

Phynox T-Bar Clips acc. to KOPITNIK, 5.0 mm

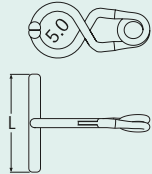
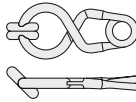
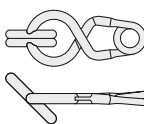
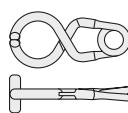
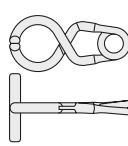
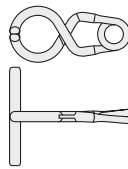
Aneurysm clip with a unique design

The blades of the T-Bar Clip are oriented in a 90° or 45° angle to the axis of the spring plane resulting in a T-like clip form. The unique shape opens up new options for the treatment of complicated cerebral aneurysms. The spring type is identical to the existing and proven standard YASARGIL Aneurysm Clip with a 5 mm diameter fenestration.

Einzigartiges Clipdesign

Die Ebene der Maulteile liegt T-förmig im 90° oder 45° Winkel zur Ebene der Clipfeder. Diese besondere Form erweitert die Therapieoptionen bei der Behandlung von zerebralen Aneurysmen. Die Federgeometrie ist identisch mit den anderen YASARGIL Aneurysmen-Clips in Standardgröße und einer 5 mm Fensterung.

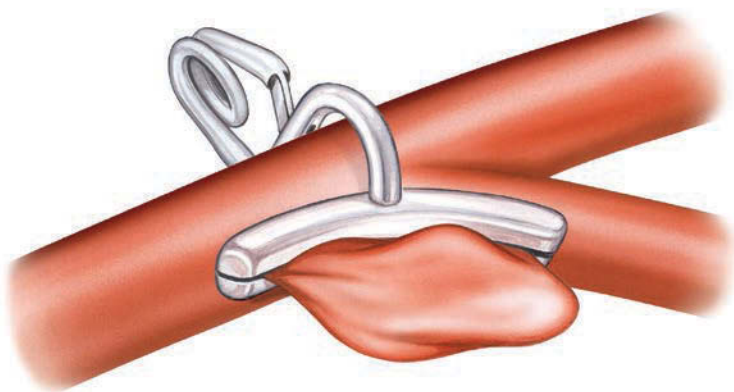
PERMANENT

Art. No. Art. Nr.		Blade length Maullänge mm	Angle Winkel	Diameter of fenestration 5 mm Fensterdurchmesser 5 mm	
				Maximal opening maximale Öffnung mm	Closing force Schließkraft N g
FE852K		5.0	45°	5.5	1.47 150
FE853K		9.0	45°	5.5	1.47 150
FE854K		5.0	90°	5.5	1.47 150
FE855K		9.0	90°	5.5	1.47 150
FE856K		13.0	90°	5.5	1.77 180

PERMANENT

Art. No. Art. Nr.		Blade length Mauflänge mm	Diameter of fenestration 5 mm Fensterdurchmesser 5 mm			
			Angle Winkel	Maximal opening maximale Öffnung mm	Closing force Schließkraft	
					N	g
FE857K		9.0	90°	5.5	1.47	150
FE858K		9.0	90°	5.5	1.47	150
FE859K		13.0	60°	5.5	1.77	180
FE860K		13.0	60°	5.5	1.77	180

PHYNEX STANDARD

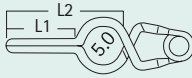
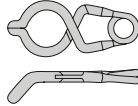
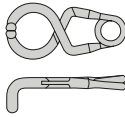


Aesculap® YASARGIL Aneurysm Clip System

ULTRA SHORT FENESTRATED Aneurysm Clip, 5.0 mm

PHYNOX STANDARD

PERMANENT


Art. No. Art. Nr.		Diameter of fenestration 5 mm Fensterdurchmesser 5 mm		
		Blade length Maullänge mm L1/L2	Maximal opening maximale Öffnung mm	Closing force Schließkraft N
FE942K		3.0/8.1	6.0	1.47
FE944K		3.0/6.4	5.5	1.47

Phynox Reinforcing Clip

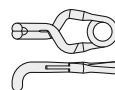
PERMANENT

Phynox reinforcing clip to increase the closing force of YASARGIL Phynox Standard Aneurysm Clips.

Verstärkungsclip aus Phynox, zur Erhöhung der Schließkraft von Phynox-Standard-Aneurysmenclips.



FE900TK

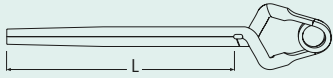


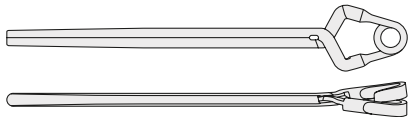


Aesculap® YASARGIL Aneurysm Clip System

Phynox Long Clips and Applier

Aesculap Neurosurgery

PERMANENT

Art. No. Art. Nr.		Blade length Maullänge mm L1/L2	Maximal opening maximale Öffnung mm	Closing force Schließkraft	
				N	g
FE861K		30	19	1.86	190
FE862K		35	21	1.96	200
FE863K		40	23	1.96	200

- Clip with extra long blades for the treatment of giant aneurysms.
- Clips mit extra langem Maulteil zur Behandlung von Riesenaneurysmen.

PHYNOX LONG CLIPS

Clip Applier for Long Clips Clip-Anlegezange für Long Clips

- With „active“ locking mechanism; the applier can be used with or without the lock being activated.
- Mit „aktiver“ Sperre; die Anlegezange kann mit oder ohne Betätigen der Sperre eingesetzt werden.



FE560K

Total length: 200 mm, 7 ⁷/₈"
Gesamtlänge: 200 mm, 7 ⁷/₈"

Aesculap® YASARGIL Aneurysm Clip System

Phynox Standard and Mini Clips

PHYNOX STANDARD AND MINI

TEMPORARY TEMPORÄR (STANDARD)

Art. No. Art. Nr.		Blade length Maullänge mm	Maximal opening maximale Öffnung mm	Closing force Schließkraft	
				N	g
FE751K		9.0	7.0	0.69	70
FE753K		8.4	6.8	0.69	70
FE755K		6.7	6.1	0.69	70
FE769K		11.0	7.8	0.69	70
FE781K		15.0	9.2	0.69	70
FE783K		13.8	8.7	0.69	70
FE785K		10.4	7.4	0.69	70
FE756K		9.1	6.2	0.69	70
FE791K		20.0	11.4	0.88	90
FE793K		18.7	11.0	0.88	90

TEMPORARY TEMPORÄR (STANDARD)

Art. No. Art. Nr.		Blade length Maullänge mm	Maximal opening maximale Öffnung mm	Closing force Schließkraft	
				N	g
FE795K		16.8	9.9	0.88	90
FE801K		13.0	7.5	0.88	90


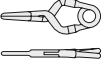
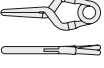
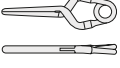
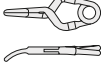
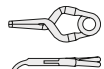
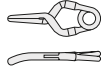
TEMPORARY TEMPORÄR (MINI)

Art. No. Art. Nr.		Blade length Maullänge mm	Maximal opening maximale Öffnung mm	Closing force Schließkraft	
				N	g
FE681K		3.0	3.3	0.49	50
FE691K		5.0	4.0	0.49	50
FE683K		2.8	3.2	0.49	50
FE693K		4.7	3.8	0.49	50
FE721K		7.0	4.6	0.69	70
FE723K		6.6	4.4	0.69	70
FE725K		5.0	4.0	0.69	70

- MRI examinations using magnetic fields of 1.5 and 3.0 Tesla do not present an additional risk to implant wearers
- Color coding with silver spring and blades (permanent clip)

- Bei MRT-Untersuchungen mit 1,5 und 3,0 Tesla ergibt sich für den Implantat-träger kein zusätzliches Risiko durch magnetisch induzierte Kräfte
- Farbkodierung durch silberne Feder und Maulteile (permanenter Clip)

PERMANENT (MINI)

Art. No. Art. Nr.		Blade length	Maximal opening	Closing force	
		Maullänge mm	maximale Öffnung mm	N	g
FE680K		3.0	3.3	1.08	110
FE690K		5.0	4.0	1.08	110
FE700K		3.0	3.3	1.08	110
FE710K		5.0	4.0	1.08	110
FE720K		7.0	4.6	1.08	110
FE682K		2.8	3.2	1.08	110
FE692K		4.7	3.8	1.08	110
FE694K		4.0	3.6	1.08	110
FE711K		4.0	3.6	1.08	110
FE712K		4.7	3.8	1.08	110

PERMANENT (MINI)

Art. No. Art. Nr.		Blade length	Maximal opening	Closing force	
		Maullänge mm	maximale Öffnung mm	N	g
FE713K		4.0	3.6	1.08	110
FE726K		5.2	4.0	1.08	110
FE722K		6.6	4.4	1.08	110
FE714K		3.9	3.5	1.08	110
FE724K		5.0	4.0	1.08	110
FE716K		5.0	3.5	1.28	130
FE807K		4.7	4.0	1.08	110
FE717K		6.3	6.0	1.28	130
FE727K		4.0	7.0	1.28	130
FE728K		7.0	5.7	1.28	130
FE806K		7.0	4.5	1.28	130







Aesculap® YASARGIL Aneurysm Clip System

Double Bayonet Clip Applier for Phynox Clips

■ Color coding is realized as a colored button in the handle area (● = Standard; ● = Mini)

■ Farbkodierung durch einen Farbknopf im Griffbereich

APPLIERS FOR PHYNOX CLIPS

STANDARD	MINI		
			
FE301K	FE311K	with latch mit Sperre	 <p>90 mm, 3 1/2"</p> <p>Total length: 225 mm, 8 7/8" Gesamtlänge: 225 mm, 8 7/8"</p>
FE305K	FE315K	without latch ohne Sperre	
			
FE302K	FE312K	with latch mit Sperre	 <p>110 mm</p> <p>Total length: 245 mm, 9 5/8" Gesamtlänge: 245 mm, 9 5/8"</p>
FE306K	FE316K	without latch ohne Sperre	



- The Double Bayonet Clip Applier has an additional bayonet shape at the jaw.
- Die Doppelbajonett Anlegezange hat eine zusätzliche Bajonettform am Maulteil.





- This leads to a better view of the clip.
- Dies führt zu einem besseren Blick auf den Clip.

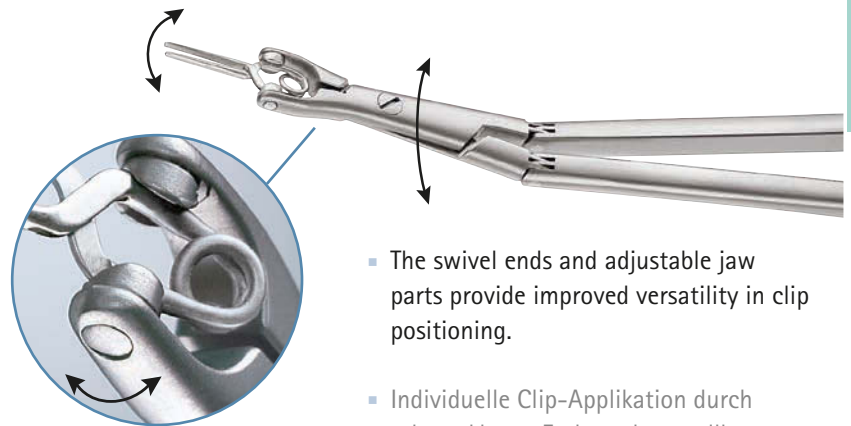
Aesculap® YASARGIL Aneurysm Clip System

Vario Clip Applier for Phynox Clips


- Distinction between Standard and Mini Clip applicators through label on the spring
- Unterschied zwischen Standard und Mini Clip Anlegezangen ist durch eine Markierung im Innenhandgriff zu erkennen



Total length: 210 mm, 8 1/4"
Gesamtlänge: 210 mm, 8 1/4"



- The swivel ends and adjustable jaw parts provide improved versatility in clip positioning.
- Individuelle Clip-Applikation durch schwenkbares Ende und verstellbare Tellermaulteile.



Adjusting Key
Einstellplättchen









- Adjusting Key for Vario Clip Applier for setting the swivel at an angle.
- Einstellplättchen für die Vario-Clip-Anlegezange zum Verstellen der Tellermaulteile.

Aesculap® YASARGIL Aneurysm Clip System XS Clip Applier for Phynox Clips

- Distinction between Standard and Mini Clip applicators through label inside the handle
- Unterschied zwischen Standard und Mini Clip Anlegezangen ist durch eine Markierung im Innenhandgriff zu erkennen

APPLIERS FOR PHYNOX CLIPS

STANDARD	MINI	
 <p data-bbox="153 929 245 958">FE495K</p>	 <p data-bbox="392 929 485 958">FE490K</p>	<ul data-bbox="571 450 925 616" style="list-style-type: none"> ▪ 360° rotation ▪ Suitable for narrow approaches ▪ 360° drehbar ▪ geeignet für enge Zugänge  <p data-bbox="576 913 798 965">Total length: 230 mm, 9" Gesamtlänge: 230 mm, 9"</p>
 <p data-bbox="153 1473 245 1503">FE496K</p>	 <p data-bbox="392 1473 485 1503">FE491K</p>	 <p data-bbox="560 1458 782 1509">Total length: 250 mm, 9 3/4" Gesamtlänge: 250 mm, 9 3/4"</p>

Disassembly

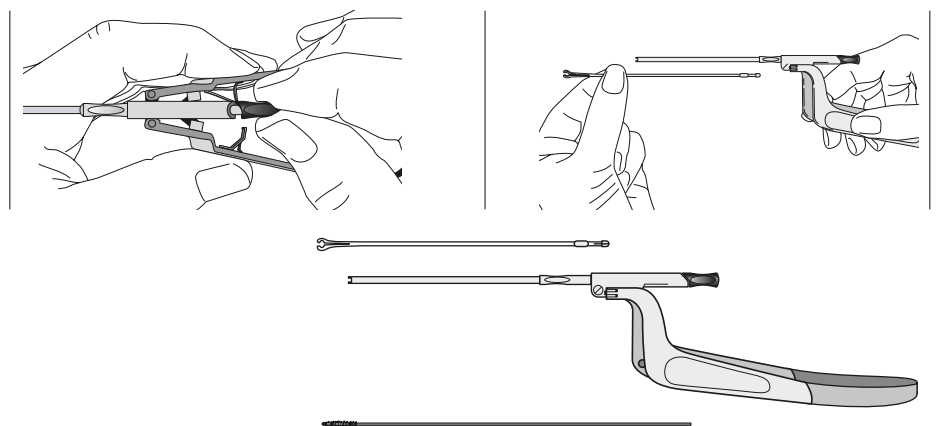
The XS Applier is detachable into 2 parts for thorough cleaning.

A cleaning brush is provided free of charge with every applicator.

Zerlegbarkeit

Zur gründlichen Reinigung ist die XS Anlegezange in 2 Teile zerlegbar.

Mit jeder Anlegezange wird eine kleine Reinigungsbürste gratis mitgeliefert.



Aesculap® YASARGIL Aneurysm Clip System

Clip Applier for Phynox Clips

- Distinction between Standard and Mini Clip applicators through label on the spring
- Unterschied zwischen Standard und Mini Clip Anlegezangen ist durch eine Markierung im Innenhandgriff zu erkennen

STANDARD		MINI			
				straight gerade	Total length: 180 mm, 7" Gesamtlänge: 180 mm, 7"
				straight gerade	Total length: 175 mm, 6 ⁷ / ₈ " Gesamtlänge: 175 mm, 6 ⁷ / ₈ "
				straight gerade	Total length: 175 mm, 6 ⁷ / ₈ " Gesamtlänge: 175 mm, 6 ⁷ / ₈ "
				15° angled 15° aufgebogen	Total length: 215 mm, 8 ¹ / ₂ " Gesamtlänge: 215 mm, 8 ¹ / ₂ "
				straight gerade	Total length: 215 mm, 8 ¹ / ₂ " Gesamtlänge: 215 mm, 8 ¹ / ₂ "
				15° angled 15° aufgebogen	Total length: 235 mm, 9 ¹ / ₄ " Gesamtlänge: 235 mm, 9 ¹ / ₄ "

APPLIERS FOR PHYNOX CLIPS

Aesculap® YASARGIL Aneurysm Clip System Storage

FT007P
FT006P

Clip Tray 1/1

For storage, transport and sterilization of Aesculap YASARGIL Aneurysm Clips.

- Autoclavable plastic
- Fits 1/1 standard container
- 34 storage compartments for Standard and Mini Clips
- 4 storage compartments for Long Clips
- With special identification tags for individual tray configuration

Clip Tray 1/2

For storage, transport and sterilization of Aesculap YASARGIL Aneurysm Clips.

- Autoclavable plastic
- Fits 1/2 standard container
- 15 storage compartments for Standard and Mini Clips
- 3 storage compartments for Long Clips
- With special identification tags for individual tray configuration

FT006P



FT007P

Clip Tray 1/1


für die Lagerung, Transport und Sterilisation von Aesculap YASARGIL Aneurysmen-Clips.

- autoklavierbarer Kunststoff
- passend für 1/1 Standard-Container
- 34 Fächer für Standard- und Mini-Clips
- 4 Fächer für Long-Clips
- Zur individuellen Bestückung mit speziellen Kennzeichnungsschildern

Clip Tray 1/2

für die Lagerung, Transport und Sterilisation von Aesculap YASARGIL Aneurysmen-Clips.

- autoklavierbarer Kunststoff
- passend für 1/2 Standard-Container
- 15 Fächer für Standard- und Mini-Clips
- 3 Fächer für Long-Clips
- Zur individuellen Bestückung mit speziellen Kennzeichnungsschildern




Identification tags for the Clip Trays

Allow quick and easy recording of the necessary clip data;
Helpful for classifying and reordering the clips that have been removed.

Kennzeichnungsschilder für Clip-Trays

Ermöglicht eine schnelle und einfache Erfassung der benötigten Clipdaten;
hilfreich für das Einsortieren und Nachbestellen von entnommenen Clips.



For each clip variant there is a matching identification tag.
The article numbers of the tags are as follows:
Art. No. of clip + „-TAG“

e.g.: FT740T-TAG is the identification tag for the clip FT740T

The identification tags for temporary clips are **yellow** and for permanent clips **grey**
in line with the color coding of the YASARGIL Aneurysm Clips.

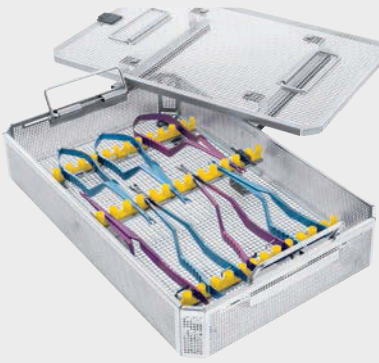
Für jeden YASARGIL Aneurysmen-Clip gibt es das dazugehörige Kennzeichnungsschild.
Die Artikelnummer der Schilder ergeben sich aus:
Art.-Nr. Clip + „-TAG“

Beispiel: FT740T-TAG ist das Kennzeichnungsschild für den Clip FT740T

Analog dem Farbcode der YASARGIL Aneurysmen-Clips sind die Kennzeichnungsschilder
für temporäre Clips **gelb** und für permanenten Clips **grau**.

Aesculap® YASARGIL Aneurysm Clip System Storage

FM665R



Storage for clip applicators

Perforated basket with lid, for storage of clip applicators

Lagerung von Anlegezangen

Siebkorb mit Deckel zur Lagerung von Clip-Anlegezangen


Address: www.aesculap-extra.net

Patient identification card for Clip implants

- Provides traceability for physician and patient for follow-ups
- Includes information about the MRI-compatibility of the clips
- Printed version available in German and English
- Download from the Extranet possible:
 - C07801 ID in German
 - C07802 ID in English

Patientenausweis für Clip Implantate

- ermöglicht bei späteren Nachkontrollen Rückverfolgbarkeit für Patienten und Arzt
- mit Informationen zur MRT-Kompatibilität der Clips
- gedruckte Version in deutsch und englisch erhältlich
- im Aesculap Extranet als PDF zum Herunterladen.
 - C07801 Ausweis in deutsch
 - C07802 Ausweis in englisch





For the treatment of arteriovenous malformations.

Aesculap® KOPITNIK AVM Micro Clip System

Apart from cerebral aneurysms, arteriovenous malformations are among the most common cerebrovascular disorders. The widely renowned YASARGIL Aneurysm Clips by Aesculap form an established part of the gold standard in microsurgical aneurysm therapy. They are, also, still used in microsurgical angioma operations. However, the extremely delicate vessels often require the application of finer clips. Therefore I have developed, with Aesculap, a special AVM Micro Clip System for the microsurgical treatment of angiomas.

The KOPITNIK AVM Micro Clip System comprises straight and, for the first time, curved micro clips as well as special applying forceps. All these clips are available in the sizes (length) 2, 3, 4 and 5 mm. The applying forceps, which allows the operator an excellent view of the pathology and the clip. The slim shaft offers exceptional flexibility within the craniotomy. The rotatable shaft and the unique active lock allows the operator to apply the clips comfortably.

Another innovation incorporated in this AVM Micro Clip System is that the AVM micro clips can be applied either temporarily or permanently. Depending on the operational situation, the clips can be removed or they can be left in site as permanent implants. Phynox is a well-tried material that has proven its reliability in the production of YASARGIL Aneurysm Clips for more than 30 years. It offers excellent biocompatibility. MRI examinations using magnetic fields of 1.5 and 3.0 Tesla do not present an additional risk to implant patients.

Thomas A. Kopitnik

Arteriovenöse Missbildungen zählen neben den zerebralen Aneurysmen zu den am weit verbreiteten zerebrovaskulären Erkrankungen. Die weltbekanntesten YASARGIL Aneurysmenclips von Aesculap zählen zum Goldstandard in der mikrochirurgischen Aneurysmenbehandlung und werden auch heute noch bei mikrochirurgischen Angiom-Operationen eingesetzt. Für die äußerst feinen Gefäße werden jedoch oftmals delikater Clips benötigt.

Ich habe daher mit Aesculap ein spezielles AVM Mikroclip System zur mikrochirurgischen Behandlung von Angiomen entwickelt.

Das KOPITNIK AVM Mikroclip System besteht aus geraden und erstmals gebogenen Mikroclips sowie speziellen Anlegezangen. Alle Clips sind in den Längen 2, 3, 4 und 5 mm erhältlich. Eine Anlegezange mit einem speziellen Rohrschaftdesign erlaubt dem Operateur eine exzellente Sicht auf die Pathologie und den Clip. Der schlanke Rohrschaft ermöglicht eine hervorragende Flexibilität in der Kraniotomie; der drehbare Schaft sowie die einzigartige aktive Sperre bieten zusätzlich einen außergewöhnlichen Komfort für die Applikation der Clips.

Weitere Neuerungen dieses AVM Mikroclip Systems sind die wahlweise temporäre oder permanente Verwendbarkeit der AVM Mikroclips. Die Clips können entweder vor Abschluss der OP aus dem Situs entnommen werden oder, je nach OP-Situation, permanent implantiert werden. Das Material Phynox hat sich seit über 30 Jahren zur Herstellung der YASARGIL Aneurysmenclips bewährt. Es bietet eine exzellente Biokompatibilität an. Bei MRI-Untersuchungen mit 1,5 und 3,0 Tesla ergibt sich für den Implantatträger kein zusätzliches Risiko durch magnetisch induzierte Kräfte.

Thomas A. Kopitnik



The AVM Micro Clip System for the treatment of arteriovenous malformations was developed in co-operation with:

Das AVM Mikroclip System für die Behandlung von arteriovenösen Missbildungen wurde entwickelt in Zusammenarbeit mit:

Dr. Thomas A. Kopitnik, Jr.
Central Wyoming Neurosurgery
Casper, Wyoming, USA

Art. No. **Art. No.**
 Single Pack 4-pack
Art. Nr. **Art. Nr.**
 Einzelverp. Vierverp.

closing force between 50 g and 70 g
 Schließkraft zwischen 50 g und 70 g

Blade length Maximal opening
 Maullänge maximale Öffnung
 mm mm

Art. No. **Art. No.**
 Single Pack 4-pack
Art. Nr. **Art. Nr.**
 Einzelverp. Vierverp.

closing force between 50 g and 70 g
 Schließkraft zwischen 50 g und 70 g

Blade length Maximal opening
 Maullänge maximale Öffnung
 mm mm

FE902K	FE922K		2	1.5
FE903K	FE923K		3	1.7
FE904K	FE924K		4	2.0
FE905K	FE925K		5	2.3

FE912K	FE932K		2	1.5
FE913K	FE933K		3	1.7
FE914K	FE934K		4	2.0
FE915K	FE935K		5	2.3

AVM MICRO CLIP SYSTEM



Aesculap® KOPITNIK AVM Micro Clip System

AVM Clip Applier

STANDARD

AVM MICRO CLIP SYSTEM

XS - Design



FE906K

Working length / Arbeitslänge: 40 mm, 1½"

FE907K

Working length / Arbeitslänge: 70 mm, 2¾"

FE908K

Working length / Arbeitslänge: 90 mm, 3½"

FE909K

Working length / Arbeitslänge: 110 mm, 4½"



FE917K

Working length / Arbeitslänge: 70 mm, 2¾"

FE918K

Working length / Arbeitslänge: 90 mm, 3½"

STANDARD

80 mm, 3 1/8"

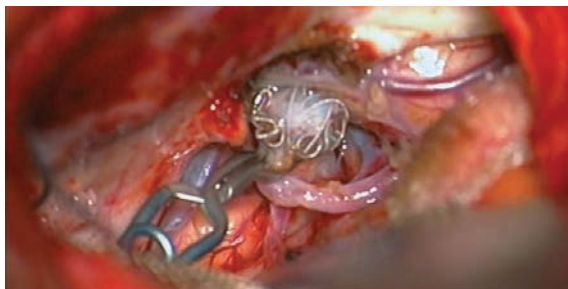


FD062R

110 mm, 4 3/8"



FD063R



In special cases, coil wires have to be cut and removed. For this procedure, special coil scissors are extremely helpful.

Bei speziellen Indikationen müssen Coildrähte wieder entfernt werden. Bei diesen Eingriffen ist die Coil Schere sehr hilfreich und einfach anzuwenden.

„With the new coil scissors it is simple and safe to cut the coils - a very helpful tool when you have to operate on an aneurysm that had been previously treated via an endovascular approach.“

„Die neue Coil Schere schneidet Coils einfach und sicher. Ein sehr nützliches Instrument für Operationen an Aneurysmen, die bereits endovaskular behandelt wurden.“

Developed in co-operation with:
Entwickelt in Zusammenarbeit mit:

Dr. Thomas A. Kopitnik, Jr.
Central Wyoming Neurosurgery
Casper, Wyoming, USA

▪ **Bone Flap Fixation**
Kraniale Knochendeckel-
fixierung



... the brochure includes all four product lines of bone flap fixation like CranioFix®2, CranioFix® absorbable, CranioFix® PEEK and CranioPlate.

... der Prospekt beinhaltet alle vier Produktlinien der Knochendeckelfixierung wie CranioFix®2, CranioFix® resorbierbar, CranioFix® PEEK und CranioPlate.



For more information see
Brochure C90602


Für mehr Informationen siehe
Prospekt C90601

▪ **Lyoplast® Onlay**
Fast. Easy. Versatile. Reliable
Schnell. Einfach. Vielseitig. Zuverlässig.



... the new biological, absorbable dura substitution designed to provide high ease of use.

... unser neuer biologischer, resorbierbarer Duraersatz, der entwickelt wurde, um erhöhte Anwenderfreundlichkeit zu bieten.



For more information see
Brochure C90102

Für mehr Informationen siehe
Prospekt C90101

▪ **Non-Stick Bipolar**



... advanced generator meets advanced instruments.

... High Tech Generator trifft auf moderne Instrumente.



For more information see
Brochure C61511

Für mehr Informationen siehe
Prospekt C61511

▪ **Neuroendoscopy**
Neuroendoskopie



... the brochure includes systems for Intraventricular, Endoscope-Assisted, Transnasal/Transsphenoidal Endoscopy.

... der Prospekt beinhaltet Systeme für die Intraventriculäre, Endoskop-assistierte, Transnasale/Transsphenoidale Endoskopie.



For more information see
Brochure C35502

Für mehr Informationen siehe
Prospekt C35502

▪ **EC/IC Bypass Set**



... fine instruments particularly suits for EC/IC procedures.

... feine Instrumente besonders geeignet für EC/IC Eingriffe.



For more information see
Brochure C63602

Für mehr Informationen siehe
Prospekt C63601

▪ **ScalpFix®**



... for reliable haemostasis; easy handling and fast application are time and cost saving.

... für die zuverlässige Blutstillung; einfache Handhabung und schnelle Applikation sind zeit- und kostensparend.



For more information see
Brochure C79002

Für mehr Informationen siehe
Prospekt C79001

