



INSTYTUT TECHNIKI BUDOWLANEJ
PL 00-611 WARSZAWA
ul. Filtrowa 1
tel.: (+48 22) 825-04-71
(+48 22) 825-76-55
fax: (+48 22) 825-52-86
www.itb.pl



Member of



www.eota.eu

European Technical Assessment

**ETA-16/0443
of 30/06/2016**

General part

Technical Assessment Body issuing the European Technical Assessment

Instytut Techniki Budowlanej

Trade name of the construction product

WFD, WFDOC, WFDx, WFD-D, A2-WFD,
WDD, WDDx, WDD-D,
WSB, WSBx, WSB-D, A2-WSB,
WSPB, WSPBx, WSPB-D, A2-WSPB,
WS, WSx, WS-D, A2-WS,
WF, WFOC, WFx, WF-D, A2-WF,
WSS, WSSx, WSS-D, A2-WSS,
WSSBP, WSSBPx, WSSBP-D, A2-WSSBP,
WB6, WB6x, WB6-D, A2-WB6
WB6P, WB6Px, WB6P-D, A2-WB6P

Product family to which the construction product belongs

Fastening screws for metal members and sheeting

Manufacturer

KLIMAS Sp. z o.o.
ul. Wincentego Witosa 135/137
42-233 Mykanów
Poland

Manufacturing plant

WKREŃ-MET sp. z o.o., sp. komandytowa
ul. Wincentego Witosa 170/176
42-233 Mykanów
Poland

This European Technical Assessment contains

39 pages including 33 Annexes which form an integral part of this assessment

This European Technical Assessment is issued in accordance with regulation (EU) No 305/2011, on the basis of

European Assessment Document (EAD)
EAD 330046-01-0602 "Fastening screws for metal members and sheeting"

This European Technical Assessment is issued by the Technical Assessment Body in its official language. Translations of this European Technical Assessment in other languages shall fully correspond to the original issued document and shall be identified as such.

Communication of this European Technical Assessment, including transmission by electronic means, shall be in full. However, partial reproduction may only be made with the written consent of the issuing Technical Assessment Body. Any partial reproduction has to be identified as such.

Specific Part

1. Technical description of the product

The fastening screws WFD, WFDOC, WFDx, WFD-D, A2-WFD, WDD, WDDx, WDD-D, WSB, WSBx, WSB-D, A2-WSB, WSBP, WSBPx, WSBP-D, A2-WSBP, WS, WSx, WS-D, A2-WS, WF, WFOC, WFx, WF-D, A2-WF, WSS, WSSx, WSS-D, A2-WSS, WSSBP, WSSBPx, WSSBP-D, A2-WSSBP, WB6, WB6x, WB6-D, A2-WB6, WB6P, WB6Px, WB6P-D and A2-WB6P are a self-drilling and self-taping screws listed in Table 1. The fastening screws are partly completed with a steel or aluminum washer and an EPDM sealing ring. For details see Annexes 1 to 32.

The fastening screws and the corresponding connections are subject to tension and shear forces.

Table 1

No.	Screw	Material	Annex
1	WFD-4,8 x L	galvanized carbon steel with $\geq 12 \mu\text{m}$ of zinc	1
2	WFDOC-4,8 x L	galvanized carbon steel with $\geq 12 \mu\text{m}$ of zinc	
3	WFDx-4,8 x L	galvanized carbon steel with $\geq 20 \mu\text{m}$ of zinc	
4	WFD-D-4,8 x L	galvanized carbon steel with ceramic coating	2
5	WFD-5,5 x L	galvanized carbon steel with $\geq 12 \mu\text{m}$ of zinc	
6	WFDOC-5,5 x L	galvanized carbon steel with $\geq 12 \mu\text{m}$ of zinc	
7	WFDx-5,5 x L	galvanized carbon steel with $\geq 20 \mu\text{m}$ of zinc	3
8	WFD-D-5,5 x L	galvanized carbon steel with ceramic coating	
9	A2-WFD-4,8 x L	stainless steel (bi-metal)	
10	A2-WFD-5,5 x L	stainless steel (bi-metal)	4
11	WDD-4,8 x L	galvanized carbon steel with $\geq 12 \mu\text{m}$ of zinc	5
12	WDDx-4,8 x L	galvanized carbon steel with $\geq 20 \mu\text{m}$ of zinc	
13	WDD-D-4,8 x L	galvanized carbon steel with ceramic coating	
14	WDD-5,5 x L	galvanized carbon steel with $\geq 12 \mu\text{m}$ of zinc	6
15	WDDx-5,5 x L	galvanized carbon steel with $\geq 20 \mu\text{m}$ of zinc	
16	WDD-D-5,5 x L	galvanized carbon steel with ceramic coating	
17	WSB-4,8 x L	galvanized carbon steel with $\geq 12 \mu\text{m}$ of zinc	7
18	WSBx-4,8 x L	galvanized carbon steel with $\geq 20 \mu\text{m}$ of zinc	
19	WSB-D-4,8 x L	galvanized carbon steel with ceramic coating	
20	A2-WSB-4,8 x L	stainless steel (bi-metal)	8
21	WSBP-4,8 x L	galvanized carbon steel with $\geq 12 \mu\text{m}$ of zinc	9
22	WSBPx-4,8 x L	galvanized carbon steel with $\geq 20 \mu\text{m}$ of zinc	
23	WSBP-D-4,8 x L	galvanized carbon steel with ceramic coating	
24	A2-WSBP-4,8 x L	stainless steel (bi-metal)	10
25	WS-4,2 x L	galvanized carbon steel with $\geq 12 \mu\text{m}$ of zinc	11
26	WSx-4,2 x L	galvanized carbon steel with $\geq 20 \mu\text{m}$ of zinc	
27	WS-D-4,2 x L	galvanized carbon steel with ceramic coating	
28	WS-4,8 x L	galvanized carbon steel with $\geq 12 \mu\text{m}$ of zinc	12
29	WSx-4,8 x L	galvanized carbon steel with $\geq 20 \mu\text{m}$ of zinc	
30	WS-D-4,8 x L	galvanized carbon steel with ceramic coating	
21	A2-WS-4,8 x L	stainless steel (bi-metal)	13
22	WS-5,5 x L	galvanized carbon steel with $\geq 12 \mu\text{m}$ of zinc	14
23	WSx-5,5 x L	galvanized carbon steel with $\geq 20 \mu\text{m}$ of zinc	
24	WS-D-5,5 x L	galvanized carbon steel with ceramic coating	
25	A2-WS-5,5 x L	stainless steel (bi-metal)	15
26	WS-6,3 x L	galvanized carbon steel with $\geq 12 \mu\text{m}$ of zinc	16
27	WSx-6,3 x L	galvanized carbon steel with $\geq 20 \mu\text{m}$ of zinc	
28	WS-D-6,3 x L	galvanized carbon steel with ceramic coating	
29	A2-WS-6,3 x L	stainless steel (bi-metal)	17

Table 1, cont.

No.	Screw	Material	Annex
30	WF-4,2 x L	galvanized carbon steel with $\geq 12 \mu\text{m}$ of zinc	18
31	WFx-4,2 x L	galvanized carbon steel with $\geq 20 \mu\text{m}$ of zinc	
32	WF-D-4,2 x L	galvanized carbon steel with ceramic coating	
33	WF-4,8 x L	galvanized carbon steel with $\geq 12 \mu\text{m}$ of zinc	19
34	WFOC-4,8 x L	galvanized carbon steel with $\geq 12 \mu\text{m}$ of zinc	
35	WFx-4,8 x L	galvanized carbon steel with $\geq 20 \mu\text{m}$ of zinc	
36	WF-D-4,8 x L	galvanized carbon steel with ceramic coating	20
37	A2-WF-4,8 x L	stainless steel (bi-metal)	
38	WF-5,5 x L	galvanized carbon steel with $\geq 12 \mu\text{m}$ of zinc	21
39	WFOC-5,5 x L	galvanized carbon steel with $\geq 12 \mu\text{m}$ of zinc	
40	WFx-5,5 x L	galvanized carbon steel with $\geq 20 \mu\text{m}$ of zinc	
41	WF-D-5,5 x L	galvanized carbon steel with ceramic coating	
42	A2-WF-5,5 x L	stainless steel (bi-metal)	22
43	WF-6,3 x L	galvanized carbon steel with $\geq 12 \mu\text{m}$ of zinc	23
44	WFOC-6,3 x L	galvanized carbon steel with $\geq 12 \mu\text{m}$ of zinc	
45	WFx-6,3 x L	galvanized carbon steel with $\geq 20 \mu\text{m}$ of zinc	
46	WF-D-6,3 x L	galvanized carbon steel with ceramic coating	
47	A2-WF-6,3 x L	stainless steel (bi-metal)	24
48	WSS-5,5 x L	galvanized carbon steel with $\geq 12 \mu\text{m}$ of zinc	25
49	WSSx-5,5 x L	galvanized carbon steel with $\geq 20 \mu\text{m}$ of zinc	
50	WSS-D-5,5 x L	galvanized carbon steel with ceramic coating	
51	A2-WSS-5,5	stainless steel (bi-metal)	26
52	WSSBP-5,5 x L	galvanized carbon steel with $\geq 12 \mu\text{m}$ of zinc	27
53	WSSBPx-5,5 x L	galvanized carbon steel with $\geq 20 \mu\text{m}$ of zinc	
54	WSSBP-D-5,5 x L	galvanized carbon steel with ceramic coating	
55	A2-WSSBP-5,5 x L	stainless steel (bi-metal)	28
56	WB6-6,3 x L	galvanized carbon steel with $\geq 12 \mu\text{m}$ of zinc	29
57	WB6x-6,3 x L	galvanized carbon steel with $\geq 20 \mu\text{m}$ of zinc	
58	WB6-D-6,3 x L	galvanized carbon steel with ceramic coating	
59	WB6P-6,3 x L	galvanized carbon steel with $\geq 12 \mu\text{m}$ of zinc	30
60	WB6Px-6,3 x L	galvanized carbon steel with $\geq 20 \mu\text{m}$ of zinc	
61	WB6P-D-6,3 x L	galvanized carbon steel with ceramic coating	
62	A2-WB6-6,3 x L	stainless steel (bi-metal)	31
63	A2-WB6P-6,3 x L	stainless steel (bi-metal)	32

2. Specification of the intended use in accordance with the applicable European Assessment Document (EAD)

The fastening screws are intended to be used for fastening steel sheeting to steel or timber supporting substructures. For details see the Annexes 1 to 32. The component to be fastened is component I and the supporting structure is component II. The sheeting can either be used as wall or roof cladding or as load bearing wall and roof element. The fastening screws can also be used for the fastening of any other thin gauge steel members.

The intended use comprises fastening screws and connections for indoor and outdoor applications. Fastening screws which are intended to be used in external environments with $\geq \text{C2}$ corrosion according to the standard EN ISO 12944-2 are made of stainless steel.

Furthermore the intended use comprises connections with predominantly static loads (e.g. wind loads, dead loads).

The provisions made in this European Technical Assessment are based on an assumed working life of the fasteners of 25 years. The indications given on the working life cannot be interpreted as a guarantee given by the producer or Technical

Assessment Body, but are to be regarded only as a means for choosing the right products in relation to the expected economically reasonable working life of the works.

3. Performances of the product and references to the methods used for their assessment

3.1. Performance of the product

3.1.1 Mechanical resistance and stability (BWR 1)

The characteristic values of the shear resistance of connections and tension resistance of connections with the fasteners are given in Annex 1 to 32. The values were determined by tests according to EAD 330046-01-0602.

The design values shall be determined according to Annex 33 and EAD 330046-01-0602.

For the corrosion protection the rules given in EN 1993-1-3, EN 1993-1-4 and EN 1999-1-4 shall be taken into account. Fastening screw which are made of stainless steel are intended to be used in external environments \geq C2 corrosion according to the standard EN ISO 12944-2.

3.1.2. Safety in case of fire (BWR 2)

The fastening screws are considered to satisfy the requirements of performance class A1 of reaction to fire, in accordance with the provisions of the EC Decision 96/603/EC (as amended) without the need for testing on the basis of its listing in that decision.

3.1.3. Hygiene, health and the environment (BWR 3)

Regarding the dangerous substances clauses contained in this European Technical Assessment, there may be requirements applicable to the products falling within its scope (e.g. transposed European legislation and national laws, regulations and administrative provisions). In order to meet the provisions of the Construction Products Regulation, these requirements need also to be complied with, when and where they apply.

3.2. Methods used for the assessment

The assessment of fitness of the mechanical fasteners for the declared intended use has been made in accordance with the EAD 330046-01-0602.

4. Assessment and verification of constancy of performance (AVCP) system applied, with reference to its legal base


According to Decision 1998/214/EC, amended by 2001/596/EC, of the European Commission the system 2+ of assessment and verification of constancy of performance applies (see Annex V to Regulation (EU) No 305/2011).

5. Technical details necessary for the implementation of the AVCP system, as provided for in the applicable European Assessment Document (EAD)

Technical details necessary for the implementation of the AVCP system are laid down in the control plan deposited at the Instytut Techniki Budowlanej.

For type testing the results of the tests performed as part of the assessment for the European Technical Assessment shall be used unless there are changes in the production line or plant. In such cases the necessary type testing has to be agreed between Instytut Techniki Budowlanej and the notified body.

Issued in Warsaw on 30/06/2016 by Instytut Techniki Budowlanej

A handwritten signature in blue ink, consisting of a large, stylized initial 'M' followed by a horizontal line and a vertical stroke.

Marcin M. Kruk, PhD

Director of ITB

<p>Materials</p> <p>Fastener: carbon steel – SAE1022 or 19MnB4 quenched, tempered and galvanized</p> <p>Washer: EPDM sealing ring with metal top made of aluminum, coated carbon steel or stainless steel</p> <p>Component I: S280GD, S320GD or S350GD – EN 10346</p> <p>Component II: structural timber – EN 14081</p>	
<p>Drilling capacity: $\Sigma t_i \leq 2,5 \text{ mm}$</p>	
<p>Timber substructures</p> <p>For timber substructures performance assessed with:</p> <p>$M_{y,Rk} = 4,390 \text{ Nm}$</p> <p>$f_{ax,k} = 12,867 \text{ N/mm}^2$ for $l_{ef} \geq 20 \text{ mm}$</p> <p>$f_{ax,k} = 12,015 \text{ N/mm}^2$ for $l_{ef} \geq 30 \text{ mm}$</p>	<p>$d_w = 4,8 \text{ mm}$</p> <p>$L_w = 25-100 \text{ mm}$</p> <p>$s = 8 \text{ mm}$</p> <p>$k = 4,5 \text{ mm}$</p>

$t_{v,II} [\text{mm}]$	0,50	0,55	0,63	0,75	0,88	1,00	1,25	1,50	Wood class $\geq \text{C24}$		
$M_{t,nom}$	3 Nm								20 mm	30 mm	
$V_{R,k} [\text{kN}]$ for $t_{v,i} [\text{mm}]$	0,50	0,55	0,63	0,75	0,88	1,00	1,25	1,50	1,10*	1,10*	*bearing resistance of component I
	0,55	0,63	0,75	0,88	1,00	1,13	1,25	1,50	1,10*	1,10*	
	0,63	0,75	0,88	1,00	1,13	1,25	1,50	1,74*	1,74*	1,74*	
	0,75	0,88	1,00	1,13	1,25	1,50	1,74*	1,74*	1,74*	1,74*	
	0,88	1,00	1,13	1,25	1,50	1,74*	1,74*	1,74*	1,74*	1,74*	
	1,00	1,13	1,25	1,50	1,74*	1,74*	1,74*	1,74*	1,74*	1,74*	
	1,13	1,25	1,50	1,74*	1,74*	1,74*	1,74*	1,74*	1,74*	1,74*	
	1,25	1,50	1,74*	1,74*	1,74*	1,74*	1,74*	1,74*	1,74*	1,74*	
	1,50	1,74*	1,74*	1,74*	1,74*	1,74*	1,74*	1,74*	1,74*	1,74*	
	1,75	1,74*	1,74*	1,74*	1,74*	1,74*	1,74*	1,74*	1,74*	1,74*	
	2,00	1,74*	1,74*	1,74*	1,74*	1,74*	1,74*	1,74*	1,74*	1,74*	
$N_{R,k} [\text{kN}]$ for $t_{v,i} [\text{mm}]$	0,50	0,55	0,63	0,75	0,88	1,00	1,25	1,50	1,24*	1,73*	*bearing resistance of component II
	0,55	0,63	0,75	0,88	1,00	1,13	1,25	1,50	1,24*	1,73*	
	0,63	0,75	0,88	1,00	1,13	1,25	1,50	1,24*	1,73*	1,73*	
	0,75	0,88	1,00	1,13	1,25	1,50	1,24*	1,73*	1,73*	1,73*	
	0,88	1,00	1,13	1,25	1,50	1,24*	1,73*	1,73*	1,73*	1,73*	
	1,00	1,13	1,25	1,50	1,24*	1,73*	1,73*	1,73*	1,73*	1,73*	
	1,13	1,25	1,50	1,24*	1,73*	1,73*	1,73*	1,73*	1,73*	1,73*	
	1,25	1,50	1,24*	1,73*	1,73*	1,73*	1,73*	1,73*	1,73*	1,73*	
	1,50	1,24*	1,73*	1,73*	1,73*	1,73*	1,73*	1,73*	1,73*	1,73*	
	1,75	1,24*	1,73*	1,73*	1,73*	1,73*	1,73*	1,73*	1,73*	1,73*	
	2,00	1,24*	1,73*	1,73*	1,73*	1,73*	1,73*	1,73*	1,73*	1,73*	

WFD, WFD0C, WFDx, WFD-D, A2-WFD, WDD, WDDx, WDD-D, WSB, WSBx, WSB-D, A2-WSB, WSBP, WSPBx, WSPB-D, A2-WSPB, WS, WSx, WS-D, A2-WS, WF, WFOC, WFx, WF-D, A2-WF, WSS, WSSx, WSS-D, A2-WSS, WSSBP, WSSBPx, WSSBP-D, A2-WSSBP, WB6, WB6x, WB6-D, A2-WB6, WB6P, WB6Px, WB6P-D, A2-WB6P
Fastening screws for metal members and sheeting

WFD-4,8 x L, WFD0C-4,8 x L, WFDx-4,8 x L and WFD-D-4,8 x L
 Self-drilling screws with hexagon head and sealing washer $\varnothing 14 \text{ mm}$
 with metal top made of aluminum (A), coated carbon steel (Z)
 or stainless steel (S)

Annex 1
of European
Technical Assessment
ETA-16/0443

<p>Materials</p> <p>Fastener: carbon steel – SAE1022 or 19MnB4 quenched, tempered and galvanized</p> <p>Washer: EPDM sealing ring with metal top made of aluminum, coated carbon steel or stainless steel</p> <p>Component I: S280GD, S320GD or S350GD – EN 10346</p> <p>Component II: structural timber – EN 14081</p>	
<p>Drilling capacity: $\Sigma t_i \leq 2,5 \text{ mm}$</p>	
<p>Timber substructures</p> <p>For timber substructures performance assessed with:</p> <p>$M_{y,Rk} = 4,390 \text{ Nm}$</p> <p>$f_{ex,k} = 12,867 \text{ N/mm}^2$ for $l_{ef} \geq 20 \text{ mm}$</p> <p>$f_{ex,k} = 12,015 \text{ N/mm}^2$ for $l_{ef} \geq 30 \text{ mm}$</p>	<p>$d_w = 5,5 \text{ mm}$</p> <p>$L_w = 25-100 \text{ mm}$</p> <p>$s = 8 \text{ mm}$</p> <p>$k = 4,5 \text{ mm}$</p>

$t_{N,II}$ [mm]	0,50	0,55	0,63	0,75	0,88	1,00	1,25	1,50	Wood class \geq C24		
$M_{t,nom}$	3 Nm								20 mm	30 mm	
$V_{R,k}$ [kN] for $t_{N,I}$ [mm]	0,50	0,55	0,63	0,75	0,88	1,00	1,25	1,50	1,10*	1,10*	*bearing resistance of component I
	0,55	0,63	0,75	0,88	1,00	1,13	1,25	1,50	1,10*	1,10*	
	0,63	0,75	0,88	1,00	1,13	1,25	1,50	1,74*	1,74*		
	0,75	0,88	1,00	1,13	1,25	1,50	1,74*	1,74*	1,74*		
	0,88	1,00	1,13	1,25	1,50	1,74*	1,74*	1,74*	1,74*		
	1,00	1,13	1,25	1,50	1,74*	1,74*	1,74*	1,74*	1,74*		
	1,13	1,25	1,50	1,74*	1,74*	1,74*	1,74*	1,74*	1,74*		
	1,25	1,50	1,74*	1,74*	1,74*	1,74*	1,74*	1,74*	1,74*		
	1,50	1,74*	1,74*	1,74*	1,74*	1,74*	1,74*	1,74*	1,74*		
	1,75	1,74*	1,74*	1,74*	1,74*	1,74*	1,74*	1,74*	1,74*		
	2,00	1,74*	1,74*	1,74*	1,74*	1,74*	1,74*	1,74*	1,74*		
$N_{R,k}$ [kN] for $t_{N,I}$ [mm]	0,50	0,55	0,63	0,75	0,88	1,00	1,25	1,50	1,24*	1,73*	*bearing resistance of component II
	0,55	0,63	0,75	0,88	1,00	1,13	1,25	1,50	1,24*	1,73*	
	0,63	0,75	0,88	1,00	1,13	1,25	1,50	1,73*	1,73*		
	0,75	0,88	1,00	1,13	1,25	1,50	1,73*	1,73*	1,73*		
	0,88	1,00	1,13	1,25	1,50	1,73*	1,73*	1,73*	1,73*		
	1,00	1,13	1,25	1,50	1,73*	1,73*	1,73*	1,73*	1,73*		
	1,13	1,25	1,50	1,73*	1,73*	1,73*	1,73*	1,73*	1,73*		
	1,25	1,50	1,73*	1,73*	1,73*	1,73*	1,73*	1,73*	1,73*		
	1,50	1,73*	1,73*	1,73*	1,73*	1,73*	1,73*	1,73*	1,73*		
	1,75	1,73*	1,73*	1,73*	1,73*	1,73*	1,73*	1,73*	1,73*		
	2,00	1,73*	1,73*	1,73*	1,73*	1,73*	1,73*	1,73*	1,73*		

WFD, WFD0C, WFDx, WFD-D, A2-WFD, WDD, WDDx, WDD-D, WSB, WSBx, WSB-D, A2-WSB, WSBP, WSPBx, WSPB-D, A2-WSPB, WS, WSx, WS-D, A2-WS, WF, WFOC, WFx, WF-D, A2-WF, WSS, WSSx, WSS-D, A2-WSS, WSSBP, WSSBPx, WSSBP-D, A2-WSSBP, WB6, WB6x, WB6-D, A2-WB6, WB6P, WB6Px, WB6P-D, A2-WB6P
Fastening screws for metal members and sheeting

WFD-5,5 x L, WFD0C-5,5 x L, WFDx-5,5 x L and WFD-D-5,5 x L
 Self-drilling screws with hexagon head and sealing washer $\varnothing 16 \text{ mm}$
 with metal top made of aluminum (A), coated carbon steel (Z)
 or stainless steel (S)

Annex 2
 of European
 Technical Assessment
 ETA-16/0443

<p>Materials Fastener: stainless steel – SAE 304 bi-metal</p> <p>Washer: EPDM sealing ring with metal top made of aluminum or stainless steel</p> <p>Component I: S280GD, S320GD or S350GD – EN 10346</p> <p>Component II: structural timber – EN 14081</p>	
Drilling capacity: $\Sigma t_i \leq 2,5$ mm	
<p>Timber substructures For timber substructures performance assessed with: $M_{y,Rk} = 4,390$ Nm $f_{ax,k} = 12,867$ N/mm² for $l_{ef} \geq 20$ mm $f_{ax,k} = 12,015$ N/mm² for $l_{ef} \geq 30$ mm</p>	<p>$d_w = 4,8$ mm $L_w = 25-100$ mm $s = 8$ mm $k = 4,5$ mm</p>

$t_{v,II}$ [mm]	0,50	0,55	0,63	0,75	0,88	1,00	1,25	1,50	Wood class \geq C24		
$M_{t,nom}$	3 Nm								20 mm	30 mm	
$V_{a,k}$ [kN] for $t_{v,I}$ [mm]	0,50	0,55	0,63	0,75	0,88	1,00	1,25	1,50	1,10*	1,10*	*bearing resistance of component I
	0,55	0,63	0,75	0,88	1,00	1,13	1,25	1,50	1,10*	1,10*	
	0,63	0,75	0,88	1,00	1,13	1,25	1,50	1,74*	1,50*	1,50*	
	0,75	0,88	1,00	1,13	1,25	1,50	1,75	1,74*	1,74*	1,74*	
	0,88	1,00	1,13	1,25	1,50	1,75	2,00	1,74*	1,74*	1,74*	
	1,00	1,13	1,25	1,50	1,75	2,00		1,74*	1,74*	1,74*	
	1,13	1,25	1,50	1,75	2,00			—	—	—	
	1,25	1,50	1,75	2,00				—	—	—	
	1,50	1,75	2,00					—	—	—	
	1,75	2,00						—	—	—	
$N_{R,k}$ [kN] for $t_{v,I}$ [mm]	0,50	0,55	0,63	0,75	0,88	1,00	1,25	1,50	1,24*	1,73*	*bearing resistance of component II
	0,55	0,63	0,75	0,88	1,00	1,13	1,25	1,50	1,24*	1,73*	
	0,63	0,75	0,88	1,00	1,13	1,25	1,50	1,73*	1,73*	1,73*	
	0,75	0,88	1,00	1,13	1,25	1,50	1,75	1,24*	1,73*	1,73*	
	0,88	1,00	1,13	1,25	1,50	1,75	2,00	1,24*	1,73*	1,73*	
	1,00	1,13	1,25	1,50	1,75	2,00		1,24*	1,73*	1,73*	
	1,13	1,25	1,50	1,75	2,00			1,24*	1,73*	1,73*	
	1,25	1,50	1,75	2,00				1,24*	1,73*	1,73*	
	1,50	1,75	2,00					—	—	—	
	1,75	2,00						—	—	—	

WFD, WFD0C, WFDx, WFD-D, A2-WFD, WDD, WDDx, WDD-D, WSB, WSBx, WSB-D, A2-WSB, WSBP, WSPBx, WSPB-D, A2-WSPB, WS, WSx, WS-D, A2-WS, WF, WFOC, WFx, WF-D, A2-WF, WSS, WSSx, WSS-D, A2-WSS, WSSBP, WSSBPx, WSSBP-D, A2-WSSBP, WB6, WB6x, WB6-D, A2-WB6, WB6P, WB6Px, WB6P-D, A2-WB6P

Fastening screws for metal members and sheeting

A2-WFD-4,8 x L
Self-drilling screws with hexagon head and sealing washer $\varnothing 14$ mm with metal top made of aluminum (A) or stainless steel (S)

Annex 3
of European
Technical Assessment
ETA-16/0443

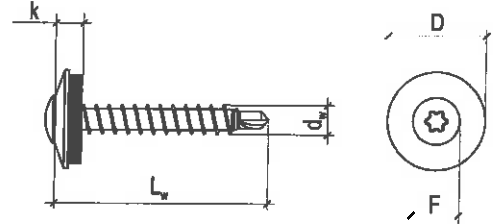
<p>Materials Fastener: stainless steel – SAE 304 bi-metal</p> <p>Washer: EPDM sealing ring with metal top made of aluminum or stainless steel</p> <p>Component I: S280GD, S320GD or S350GD – EN 10346</p> <p>Component II: structural timber – EN 14081</p>	
<p>Drilling capacity: $\Sigma t_i \leq 2,5$ mm</p>	
<p>Timber substructures For timber substructures performance assessed with: $M_{y,Rk} = 4,390$ Nm $f_{ax,k} = 12,867$ N/mm² for $l_{ef} \geq 20$ mm $f_{ax,k} = 12,015$ N/mm² for $l_{ef} \geq 30$ mm</p>	<p>$d_w = 5,5$ mm $L_w = 25-100$ mm $s = 8$ mm $k = 4,5$ mm</p>

$t_{N,II}$ [mm]	0,50	0,55	0,63	0,75	0,88	1,00	1,25	1,50	Wood class \geq C24		
$M_{t,nom}$	3 Nm								20 mm	30 mm	
$V_{R,k}$ [kN] for $t_{N,I}$ [mm]	0,50	—	—	—	—	—	—	—	1,10*	1,10*	*bearing resistance of component I
	0,55	—	—	—	—	—	—	—	1,10*	1,10*	
	0,63	—	—	—	—	—	—	—	1,50*	1,50*	
	0,75	—	—	—	—	—	—	—	1,74*	1,74*	
	0,88	—	—	—	—	—	—	—	1,74*	1,74*	
	1,00	—	—	—	—	—	—	—	1,74*	1,74*	
	1,13	—	—	—	—	—	—	—	1,74*	1,74*	
	1,25	—	—	—	—	—	—	—	1,74*	1,74*	
	1,50	—	—	—	—	—	—	—	—	—	
	1,75	—	—	—	—	—	—	—	—	—	
2,00	—	—	—	—	—	—	—	—	—		
$N_{R,k}$ [kN] for $t_{N,I}$ [mm]	0,50	—	—	—	—	—	—	—	1,24*	1,73*	*bearing resistance of component II
	0,55	—	—	—	—	—	—	—	1,24*	1,73*	
	0,63	—	—	—	—	—	—	—	1,24*	1,73*	
	0,75	—	—	—	—	—	—	—	1,24*	1,73*	
	0,88	—	—	—	—	—	—	—	1,24*	1,73*	
	1,00	—	—	—	—	—	—	—	1,24*	1,73*	
	1,13	—	—	—	—	—	—	—	1,24*	1,73*	
	1,25	—	—	—	—	—	—	—	1,24*	1,73*	
	1,50	—	—	—	—	—	—	—	—	—	
	1,75	—	—	—	—	—	—	—	—	—	
2,00	—	—	—	—	—	—	—	—	—		

WFD, WFD0C, WFDx, WFD-D, A2-WFD, WDD, WDDx, WDD-D, WSB, WSBx, WSB-D, A2-WSB, WSBP, WSPBx, WSPB-D, A2-WSPB, WS, WSx, WS-D, A2-WS, WF, WFOC, WFx, WF-D, A2-WF, WSS, WSSx, WSS-D, A2-WSS, WSSBP, WSSBPx, WSSBP-D, A2-WSSBP, WB6, WB6x, WB6-D, A2-WB6, WB6P, WB6Px, WB6P-D, A2-WB6P
Fastening screws for metal members and sheeting

A2-WFD-5,5 x L
 Self-drilling screws with hexagon head and sealing washer $\varnothing 14$ mm with metal top made of aluminum (A) or stainless steel (S)

Annex 4
 of European
 Technical Assessment
 ETA-16/0443

<p>Materials</p> <p>Fastener: carbon steel – SAE1022 or 19MnB4 quenched, tempered and galvanized</p> <p>Washer: EPDM sealing ring with metal top made of aluminum, coated carbon steel or stainless steel</p> <p>Component I: S280GD, S320GD or S350GD – EN 10346</p> <p>Component II: structural timber – EN 14081</p>	
<p>Drilling capacity: $\Sigma t_i \leq 2,5 \text{ mm}$</p>	
<p>Timber substructures</p> <p>For timber substructures performance assessed with:</p> <p>$M_{y,Rk} = 4,390 \text{ Nm}$</p> <p>$f_{ax,k} = 12,867 \text{ N/mm}^2$ for $l_{ef} \geq 20 \text{ mm}$</p> <p>$f_{ax,k} = 12,015 \text{ N/mm}^2$ for $l_{ef} \geq 30 \text{ mm}$</p>	<p>$d_w = 4,8 \text{ mm}$</p> <p>$L_w = 25-100 \text{ mm}$</p> <p>$D = 14 \text{ mm}$</p> <p>$F = 9 \text{ mm}$</p> <p>$k = 5 \text{ mm}$</p>

$t_{N,I} [\text{mm}]$	0,50	0,55	0,63	0,75	0,88	1,00	1,25	1,50	Wood class $\geq \text{C24}$		
$M_{t,nom}$	3 Nm								20 mm	30 mm	
$V_{R,k} [\text{kN}]$ for $t_{N,I} [\text{mm}]$	0,50	—	—	—	—	—	—	—	1,10*	1,10*	*bearing resistance of component I
	0,55	—	—	—	—	—	—	—	1,10*	1,10*	
	0,63	—	—	—	—	—	—	—	1,50*	1,50*	
	0,75	—	—	—	—	—	—	—	1,74*	1,74*	
	0,88	—	—	—	—	—	—	—	1,74*	1,74*	
	1,00	—	—	—	—	—	—	—	1,74*	1,74*	
	1,13	—	—	—	—	—	—	—	1,74*	1,74*	
	1,25	—	—	—	—	—	—	—	1,74*	1,74*	
	1,50	—	—	—	—	—	—	—	—	—	
	1,75	—	—	—	—	—	—	—	—	—	
	2,00	—	—	—	—	—	—	—	—	—	
$N_{R,k} [\text{kN}]$ for $t_{N,I} [\text{mm}]$	0,50	—	—	—	—	—	—	—	1,24*	1,73*	*bearing resistance of component II
	0,55	—	—	—	—	—	—	—	1,24*	1,73*	
	0,63	—	—	—	—	—	—	—	1,24*	1,73*	
	0,75	—	—	—	—	—	—	—	1,24*	1,73*	
	0,88	—	—	—	—	—	—	—	1,24*	1,73*	
	1,00	—	—	—	—	—	—	—	1,24*	1,73*	
	1,13	—	—	—	—	—	—	—	1,24*	1,73*	
	1,25	—	—	—	—	—	—	—	1,24*	1,73*	
	1,50	—	—	—	—	—	—	—	—	—	
	1,75	—	—	—	—	—	—	—	—	—	
	2,00	—	—	—	—	—	—	—	—	—	

WFD, WFD0C, WFDx, WFD-D, A2-WFD, WDD, WDDx, WDD-D, WSB, WSBx, WSB-D, A2-WSB, WSBP, WSPBx, WSPB-D, A2-WSPB, WS, WSx, WS-D, A2-WS, WF, WFOC, WFx, WF-D, A2-WF, WSS, WSSx, WSS-D, A2-WSS, WSSBP, WSSBPx, WSSBP-D, A2-WSSBP, WB6, WB6x, WB6-D, A2-WB6, WB6P, WB6Px, WB6P-D, A2-WB6P
Fastening screws for metal members and sheeting

WDD-4,8 x L, WDDx-4,8 x L and WDD-D-4,8 x L
 Self-drilling screws with circular head and sealing washer $\varnothing 14 \text{ mm}$
 with metal top made of aluminum (A), coated carbon steel (Z)
 or stainless steel (S)

Annex 5
 of European
 Technical Assessment
 ETA-16/0443

<p>Materials</p> <p>Fastener: carbon steel – SAE1022 or 19MnB4 quenched, tempered and galvanized</p> <p>Washer: EPDM sealing ring with metal top made of aluminum, coated carbon steel or stainless steel</p> <p>Component I: S280GD, S320GD or S350GD – EN 10346</p> <p>Component II: structural timber – EN 14081</p>	
<p>Drilling capacity: $\Sigma t_i \leq 2,5 \text{ mm}$</p>	
<p>Timber substructures</p> <p>For timber substructures performance assessed with:</p> <p>$M_{y,Rk} = 4,390 \text{ Nm}$</p> <p>$f_{ex,k} = 12,867 \text{ N/mm}^2$ for $l_{ef} \geq 20 \text{ mm}$</p> <p>$f_{ex,k} = 12,015 \text{ N/mm}^2$ for $l_{ef} \geq 30 \text{ mm}$</p>	<p>$d_w = 5,5 \text{ mm}$</p> <p>$L_w = 25-100 \text{ mm}$</p> <p>$D = 14 \text{ mm}$</p> <p>$F = 9 \text{ mm}$</p> <p>$k = 5 \text{ mm}$</p>

$t_{N,II}$ [mm]	0,50	0,55	0,63	0,75	0,88	1,00	1,25	1,50	Wood class \geq C24		
$M_{t,nom}$	3 Nm								20 mm	30 mm	
$V_{R,k}$ [kN] for $t_{N,I}$ [mm]	0,50	0,55	0,63	0,75	0,88	1,00	1,25	1,50	1,10*	1,10*	*bearing resistance of component I
	0,55	0,63	0,75	0,88	1,00	1,13	1,25	1,50	1,10*	1,10*	
	0,63	0,75	0,88	1,00	1,13	1,25	1,50	1,74*	1,74*		
	0,75	0,88	1,00	1,13	1,25	1,50	1,74*	1,74*	1,74*		
	0,88	1,00	1,13	1,25	1,50	1,74*	1,74*	1,74*	1,74*		
	1,00	1,13	1,25	1,50	1,74*	1,74*	1,74*	1,74*	1,74*		
	1,13	1,25	1,50	1,74*	1,74*	1,74*	1,74*	1,74*	1,74*		
	1,25	1,50	1,74*	1,74*	1,74*	1,74*	1,74*	1,74*	1,74*		
	1,50	1,74*	1,74*	1,74*	1,74*	1,74*	1,74*	1,74*	1,74*		
	1,75	1,74*	1,74*	1,74*	1,74*	1,74*	1,74*	1,74*	1,74*		
	2,00	1,74*	1,74*	1,74*	1,74*	1,74*	1,74*	1,74*	1,74*		
$N_{R,k}$ [kN] for $t_{N,II}$ [mm]	0,50	0,55	0,63	0,75	0,88	1,00	1,25	1,50	1,24*	1,73*	*bearing resistance of component II
	0,55	0,63	0,75	0,88	1,00	1,13	1,25	1,50	1,24*	1,73*	
	0,63	0,75	0,88	1,00	1,13	1,25	1,50	1,24*	1,73*		
	0,75	0,88	1,00	1,13	1,25	1,50	1,24*	1,73*	1,73*		
	0,88	1,00	1,13	1,25	1,50	1,24*	1,73*	1,73*	1,73*		
	1,00	1,13	1,25	1,50	1,24*	1,73*	1,73*	1,73*	1,73*		
	1,13	1,25	1,50	1,24*	1,73*	1,73*	1,73*	1,73*	1,73*		
	1,25	1,50	1,24*	1,73*	1,73*	1,73*	1,73*	1,73*	1,73*		
	1,50	1,24*	1,73*	1,73*	1,73*	1,73*	1,73*	1,73*	1,73*		
	1,75	1,24*	1,73*	1,73*	1,73*	1,73*	1,73*	1,73*	1,73*		
	2,00	1,24*	1,73*	1,73*	1,73*	1,73*	1,73*	1,73*	1,73*		

WFD, WFDOC, WFDx, WFD-D, A2-WFD, WDD, WDDx, WDD-D, WSB, WSBx, WSB-D, A2-WSB, WSBP, WSPBx, WSPB-D, A2-WSPB, WS, WSx, WS-D, A2-WS, WF, WFOC, WFx, WF-D, A2-WF, WSS, WSSx, WSS-D, A2-WSS, WSSBP, WSSBPx, WSSBP-D, A2-WSSBP, WB6, WB6x, WB6-D, A2-WB6, WB6P, WB6Px, WB6P-D, A2-WB6P

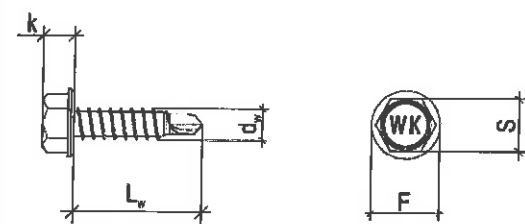
Fastening screws for metal members and sheeting

WDD-5,5 x L, WDDx-5,5 x L and WDD-D-5,5 x L

Self-drilling screws with circular head and sealing washer $\varnothing 16 \text{ mm}$ with metal top made of aluminum (A), coated carbon steel (Z) or stainless steel (S)

Annex 6

of European Technical Assessment
ETA-16/0443

Materials Fastener: carbon steel – SAE1022 or 19MnB4 quenched, tempered and galvanized Washer: - Component I: S280GD, S320GD or S350GD – EN 10346 Component II: S280GD, S320GD or S350GD – EN 10346		
Drilling capacity: $\Sigma t_i \leq 2,5 \text{ mm}$		
Timber substructures no performance assessed		$d_w = 4,8 \text{ mm}$ $L_w = 16-35 \text{ mm}$ $s = 8 \text{ mm}$ $k = 4,5 \text{ mm}$

$t_{N,II}$ [mm]	0,50	0,55	0,63	0,75	0,88	1,00	1,25	1,50	Wood class \geq C24		
$M_{t,norm}$	3 Nm								20 mm	30 mm	
$V_{R,k}$ [kN] for k_{N1} [mm]	0,50	1,10	1,10	1,10	1,10	1,10	1,10	1,10	—	—	—
	0,55	1,10	1,10	1,10	1,10	1,10	1,10	1,10	—	—	—
	0,63	1,10	1,10	1,50	1,50	1,50	1,50	1,50	—	—	—
	0,75	1,10	1,10	1,50	1,74	1,74	1,74	1,74	—	—	—
	0,88	1,10	1,10	1,50	1,74	1,74	1,74	1,74	—	—	—
	1,00	1,10	1,10	1,50	1,74	1,74	1,74	1,74	—	—	—
	1,13	1,10	1,10	1,50	1,74	1,74	1,74	1,74	—	—	—
	1,25	1,10	1,10	1,50	1,74	1,74	1,74	1,74	—	—	—
	1,50	—	—	—	—	—	—	—	—	—	—
	1,75	—	—	—	—	—	—	—	—	—	—
	2,00	—	—	—	—	—	—	—	—	—	—
$N_{R,k}$ [kN] for k_{N1} [mm]	0,50	0,55	0,55	0,55	0,55	0,55	0,55	0,55	—	—	—
	0,55	0,55	0,55	0,55	0,55	0,55	0,55	0,55	—	—	—
	0,63	0,55	0,55	0,82	0,82	0,82	0,82	0,82	—	—	—
	0,75	0,55	0,55	0,82	0,96	0,96	0,96	0,96	—	—	—
	0,88	0,55	0,55	0,82	0,96	0,98	0,98	0,98	—	—	—
	1,00	0,55	0,55	0,82	0,96	0,98	0,98	0,98	—	—	—
	1,13	0,55	0,55	0,82	0,96	0,98	0,98	0,98	—	—	—
	1,25	0,55	0,55	0,82	0,96	0,98	0,98	0,98	—	—	—
	1,50	—	—	—	—	—	—	—	—	—	—
	1,75	—	—	—	—	—	—	—	—	—	—
	2,00	—	—	—	—	—	—	—	—	—	—

If both components I and II are made of S320GD the values $V_{R,k}$ may be increased by 8,3%
 If both components I and II are made of S350GD the values $V_{R,k}$ may be increased by 16,6%

WFD, WFD0C, WFDx, WFD-D, A2-WFD, WDD, WDDx, WDD-D, WSB, WSBx, WSB-D, A2-WSB, WSBP, WSPBx, WSPB-D, A2-WSPB, WS, WSx, WS-D, A2-WS, WF, WFOC, WFx, WF-D, A2-WF, WSS, WSSx, WSS-D, A2-WSS, WSSBP, WSSBPx, WSSBP-D, A2-WSSBP, WB6, WB6x, WB6-D, A2-WB6, WB6P, WB6Px, WB6P-D, A2-WB6P
Fastening screws for metal members and sheeting

WSB-4,8 x L, WSBx-4,8 x L and WSB-D-4,8 x L
 Self-drilling screws with hexagon head

Annex 7
 of European
 Technical Assessment
 ETA-16/0443

<p>Materials Fastener: stainless steel – SAE 304 bi-metal</p> <p>Washer: -</p> <p>Component I: S280GD, S320GD or S350GD – EN 10346</p> <p>Component II: S280GD, S320GD or S350GD – EN 10346</p>	
Drilling capacity: $\Sigma t_i \leq 2,5$ mm	
Timber substructures no performance assessed	$d_w = 4,8$ mm $L_w = 16-35$ mm $s = 8$ mm $k = 4,5$ mm

$t_{N,II}$ [mm]	0,50	0,55	0,63	0,75	0,88	1,00	1,25	1,50	Wood class \geq C24		
$M_{t,nom}$	3 Nm								20 mm	0 mm	
$V_{R,k}$ [kN] for $t_{N,II}$ [mm]	0,50	1,10	1,10	1,10	1,10	1,10	1,10	1,10	—	—	—
	0,55	1,10	1,10	1,10	1,10	1,10	1,10	1,10	—	—	—
	0,63	1,10	1,10	1,50	1,50	1,50	1,50	1,50	—	—	—
	0,75	1,10	1,10	1,50	1,74	1,74	1,74	1,74	—	—	—
	0,88	1,10	1,10	1,50	1,74	1,74	1,74	1,74	—	—	—
	1,00	1,10	1,10	1,50	1,74	1,74	1,74	1,74	—	—	—
	1,13	1,10	1,10	1,50	1,74	1,74	1,74	1,74	—	—	—
	1,25	1,10	1,10	1,50	1,74	1,74	1,74	1,74	—	—	—
	1,50	—	—	—	—	—	—	—	—	—	—
	1,75	—	—	—	—	—	—	—	—	—	—
	2,00	—	—	—	—	—	—	—	—	—	—
$N_{R,k}$ [kN] for $t_{N,II}$ [mm]	0,50	0,55	0,55	0,55	0,55	0,55	0,55	0,55	—	—	—
	0,55	0,55	0,55	0,55	0,55	0,55	0,55	0,55	—	—	—
	0,63	0,55	0,55	0,82	0,82	0,82	0,82	0,82	—	—	—
	0,75	0,55	0,55	0,82	0,96	0,96	0,96	0,96	—	—	—
	0,88	0,55	0,55	0,82	0,96	0,98	0,98	0,98	—	—	—
	1,00	0,55	0,55	0,82	0,96	0,98	0,98	0,98	—	—	—
	1,13	0,55	0,55	0,82	0,96	0,98	0,98	0,98	—	—	—
	1,25	0,55	0,55	0,82	0,96	0,98	0,98	0,98	—	—	—
	1,50	—	—	—	—	—	—	—	—	—	—
	1,75	—	—	—	—	—	—	—	—	—	—
	2,00	—	—	—	—	—	—	—	—	—	—

If both components I and II are made of S320GD the values $V_{R,k}$ may be increased by 8,3%
 If both components I and II are made of S350GD the values $V_{R,k}$ may be increased by 16,6%

WFD, WFD0C, WFDx, WFD-D, A2-WFD, WDD, WDDx, WDD-D, WSB, WSBx, WSB-D, A2-WSB, WSBP, WSPBx, WSPB-D, A2-WSPB, WS, WSx, WS-D, A2-WS, WF, WFOC, WFx, WF-D, A2-WF, WSS, WSSx, WSS-D, A2-WSS, WSSBP, WSSBPx, WSSBP-D, A2-WSSBP, WB6, WB6x, WB6-D, A2-WB6, WB6P, WB6Px, WB6P-D, A2-WB6P
Fastening screws for metal members and sheeting

A2-WSB-4,8 x L
 Self-drilling screws with hexagon head

Annex 8
 of European
 Technical Assessment
 ETA-16/0443

<p>Materials</p> <p>Fastener: carbon steel – SAE1022 or 19MnB4 quenched, tempered and galvanized</p> <p>Washer: EPDM sealing ring with metal top made of aluminum, coated carbon steel or stainless steel</p> <p>Component I: S280GD, S320GD or S350GD – EN 10346</p> <p>Component II: S280GD, S320GD or S350GD – EN 10346</p>	
<p>Drilling capacity: $\Sigma t_i \leq 2,5 \text{ mm}$</p>	<p>$d_w = 4,8 \text{ mm}$ $L_w = 16-35 \text{ mm}$ $s = 8 \text{ mm}$ $k = 4,5 \text{ mm}$</p>
<p>Timber substructures</p> <p>no performance assessed</p>	

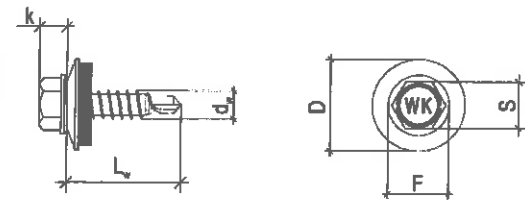
$t_{N,II}$ [mm]	0,50	0,55	0,63	0,75	0,88	1,00	1,25	1,50	Wood class \geq C24		
$M_{t,nom}$	3 Nm								20 mm	30 mm	
$V_{R,k}$ [kN] for $t_{N,II}$ [mm]	0,50	1,10	1,10	1,10	1,10	1,10	1,10	1,10	—	—	—
	0,55	1,10	1,10	1,10	1,10	1,10	1,10	1,10	—	—	—
	0,63	1,10	1,10	1,50	1,50	1,50	1,50	1,50	—	—	—
	0,75	1,10	1,10	1,50	1,74	1,74	1,74	1,74	—	—	—
	0,88	1,10	1,10	1,50	1,74	1,74	1,74	1,74	—	—	—
	1,00	1,10	1,10	1,50	1,74	1,74	1,74	1,74	—	—	—
	1,13	1,10	1,10	1,50	1,74	1,74	1,74	1,74	—	—	—
	1,25	1,10	1,10	1,50	1,74	1,74	1,74	1,74	—	—	—
	1,50	—	—	—	—	—	—	—	—	—	—
	1,75	—	—	—	—	—	—	—	—	—	—
	2,00	—	—	—	—	—	—	—	—	—	—
$N_{R,k}$ [kN] for $t_{N,II}$ [mm]	0,50	0,64	0,64	0,64	0,64	0,64	0,64	0,64	—	—	—
	0,55	0,64	0,64	0,64	0,64	0,64	0,64	0,64	—	—	—
	0,63	0,64	0,64	0,82	0,82	0,82	0,82	0,82	—	—	—
	0,75	0,64	0,64	0,82	0,96	0,96	0,96	0,96	—	—	—
	0,88	0,64	0,64	0,82	0,96	1,28	1,28	1,28	—	—	—
	1,00	0,64	0,64	0,82	0,96	1,28	1,55	1,55	—	—	—
	1,13	0,64	0,64	0,82	0,96	1,28	1,55	1,55	—	—	—
	1,25	0,64	0,64	0,82	0,96	1,28	1,55	2,21	—	—	—
	1,50	—	—	—	—	—	—	—	—	—	—
	1,75	—	—	—	—	—	—	—	—	—	—
	2,00	—	—	—	—	—	—	—	—	—	—

If both components I and II are made of S320GD the values $V_{R,k}$ may be increased by 8,3%
 If both components I and II are made of S350GD the values $V_{R,k}$ may be increased by 16,6%

WFD, WFD0C, WFDx, WFD-D, A2-WFD, WDD, WDDx, WDD-D, WSB, WSBx, WSB-D, A2-WSB, WSBP, WSPBx, WSPB-D, A2-WSPB, WS, WSx, WS-D, A2-WS, WF, WFOC, WFx, WF-D, A2-WF, WSS, WSSx, WSS-D, A2-WSS, WSSBP, WSSBPx, WSSBP-D, A2-WSSBP, WB6, WB6x, WB6-D, A2-WB6, WB6P, WB6Px, WB6P-D, A2-WB6P
Fastening screws for metal members and sheeting

WSBP-4,8 x L, WSBPx-4,8 x L and WSBP-D-4,8 x L
 Self-drilling screws with hexagon head and sealing washer $\varnothing 14 \text{ mm}$ with metal top made of aluminum (A), coated carbon steel (Z) or stainless steel (S)

Annex 9
 of European
 Technical Assessment
 ETA-16/0443

Materials Fastener: stainless steel – SAE 304 bi-metal Washer: EPDM sealing ring with metal top made of aluminum or stainless steel Component I: S280GD, S320GD or S350GD – EN 10346 Component II: S280GD, S320GD or S350GD – EN 10346		
Drilling capacity: $\Sigma t_i \leq 2,5$ mm		
Timber substructures no performance assessed		$d_w = 4,8$ mm $L_w = 16-35$ mm $s = 8$ mm $k = 4,5$ mm

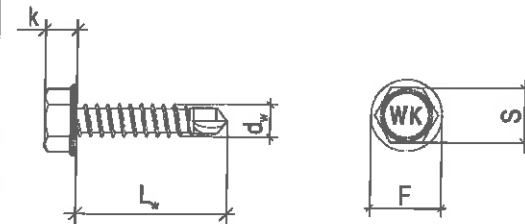
$t_{N,II}$ [mm]	0,50	0,55	0,63	0,75	0,88	1,00	1,25	1,50	Wood class \geq C24		
$M_{t,nom}$	3 Nm								20 mm	30 mm	
$V_{R,k}$ [kN] for $t_{N,II}$ [mm]	0,50	1,10	1,10	1,10	1,10	1,10	1,10	1,10	—	—	—
	0,55	1,10	1,10	1,10	1,10	1,10	1,10	1,10	—	—	—
	0,63	1,10	1,10	1,50	1,50	1,50	1,50	1,50	—	—	—
	0,75	1,10	1,10	1,50	1,74	1,74	1,74	1,74	—	—	—
	0,88	1,10	1,10	1,50	1,74	1,74	1,74	1,74	—	—	—
	1,00	1,10	1,10	1,50	1,74	1,74	1,74	1,74	—	—	—
	1,13	1,10	1,10	1,50	1,74	1,74	1,74	1,74	—	—	—
	1,25	1,10	1,10	1,50	1,74	1,74	1,74	1,74	—	—	—
	1,50	—	—	—	—	—	—	—	—	—	—
	1,75	—	—	—	—	—	—	—	—	—	—
	2,00	—	—	—	—	—	—	—	—	—	—
$N_{R,k}$ [kN] for $t_{N,II}$ [mm]	0,50	0,64	0,64	0,64	0,64	0,64	0,64	0,64	—	—	—
	0,55	0,64	0,64	0,64	0,64	0,64	0,64	0,64	—	—	—
	0,63	0,64	0,64	0,82	0,82	0,82	0,82	0,82	—	—	—
	0,75	0,64	0,64	0,82	0,96	0,96	0,96	0,96	—	—	—
	0,88	0,64	0,64	0,82	0,96	1,28	1,28	1,28	—	—	—
	1,00	0,64	0,64	0,82	0,96	1,28	1,55	1,55	—	—	—
	1,13	0,64	0,64	0,82	0,96	1,28	1,55	1,55	—	—	—
	1,25	0,64	0,64	0,82	0,96	1,28	1,55	2,21	—	—	—
	1,50	—	—	—	—	—	—	—	—	—	—
	1,75	—	—	—	—	—	—	—	—	—	—
	2,00	—	—	—	—	—	—	—	—	—	—

If both components I and II are made of S320GD the values $V_{R,k}$ may be increased by 8,3%
 If both components I and II are made of S350GD the values $V_{R,k}$ may be increased by 16,6%

WFD, WFD0C, WFDx, WFD-D, A2-WFD, WDD, WDDx, WDD-D, WSB, WSBx, WSB-D, A2-WSB, WSBP, WSBPx, WSBP-D, A2-WSBP, WS, WSx, WS-D, A2-WS, WF, WFOC, WFx, WF-D, A2-WF, WSS, WSSx, WSS-D, A2-WSS, WSSBP, WSSBPx, WSSBP-D, A2-WSSBP, WB6, WB6x, WB6-D, A2-WB6, WB6P, WB6Px, WB6P-D, A2-WB6P
Fastening screws for metal members and sheeting

A2-WSBP-4,8 x L
 Self-drilling screws with hexagon head and sealing washer $\varnothing 14$ mm with metal top made of aluminum (A) or stainless steel (S)

Annex 10
 of European
 Technical Assessment
 ETA-16/0443

<p>Materials Fastener: carbon steel – SAE1022 or 19MnB4 quenched, tempered and galvanized Washer: - Component I: S280GD, S320GD or S350GD – EN 10346 Component II: S280GD, S320GD or S350GD – EN 10346</p>	
<p>Drilling capacity: $\Sigma t_i \leq 2,0$ mm</p>	
<p>Timber substructures no performance assessed</p>	<p>$d_w = 4,2$ mm $L_w = 16-75$ mm $s = 7$ mm $k = 4,5$ mm</p>

$t_{N,II}$ [mm]	0,50	0,55	0,63	0,75	0,88	1,00	1,25	1,50	Wood class \geq C24		
$M_{t,nom}$	3 Nm								20 mm	30 mm	
$V_{R,k}$ [kN] for $t_{N,I}$ [mm]	0,50	0,55	0,63	0,75	0,88	1,00	1,25	1,50	—	—	—
	0,55	0,63	0,75	0,88	1,00	1,13	1,25	1,50	—	—	—
	0,63	0,75	0,88	1,00	1,13	1,25	1,50	1,75	—	—	—
	0,75	0,88	1,00	1,13	1,25	1,50	1,75	2,00	—	—	—
	0,88	1,00	1,13	1,25	1,50	1,75	2,00	—	—	—	—
	1,00	1,13	1,25	1,50	1,75	2,00	—	—	—	—	—
	1,13	1,25	1,50	1,75	2,00	—	—	—	—	—	—
	1,25	1,50	1,75	2,00	—	—	—	—	—	—	—
	1,50	1,75	2,00	—	—	—	—	—	—	—	—
	1,75	2,00	—	—	—	—	—	—	—	—	—
	2,00	—	—	—	—	—	—	—	—	—	—
$N_{R,k}$ [kN] for $t_{N,I}$ [mm]	0,50	0,55	0,63	0,75	0,88	1,00	1,25	1,50	—	—	—
	0,55	0,63	0,75	0,88	1,00	1,13	1,25	1,50	—	—	—
	0,63	0,75	0,88	1,00	1,13	1,25	1,50	1,75	—	—	—
	0,75	0,88	1,00	1,13	1,25	1,50	1,75	2,00	—	—	—
	0,88	1,00	1,13	1,25	1,50	1,75	2,00	—	—	—	—
	1,00	1,13	1,25	1,50	1,75	2,00	—	—	—	—	—
	1,13	1,25	1,50	1,75	2,00	—	—	—	—	—	—
	1,25	1,50	1,75	2,00	—	—	—	—	—	—	—
	1,50	1,75	2,00	—	—	—	—	—	—	—	—
	1,75	2,00	—	—	—	—	—	—	—	—	—
	2,00	—	—	—	—	—	—	—	—	—	—

If both components I and II are made of S320GD the values $V_{R,k}$ may be increased by 8,3%
 If both components I and II are made of S350GD the values $V_{R,k}$ may be increased by 16,6%

WFD, WFDOC, WFDx, WFD-D, A2-WFD, WDD, WDDx, WDD-D, WSB, WSBx, WSB-D, A2-WSB, WSBP, WSPBx, WSPB-D, A2-WSPB, WS, WSx, WS-D, A2-WS, WF, WFOC, WFx, WF-D, A2-WF, WSS, WSSx, WSS-D, A2-WSS, WSSBP, WSSBPx, WSSBP-D, A2-WSSBP, WB6, WB6x, WB6-D, A2-WB6, WB6P, WB6Px, WB6P-D, A2-WB6P
Fastening screws for metal members and sheeting

WS-4,2 x L, WSx-4,2 x L and WS-D-4,2 x L
 Self-drilling screws with hexagon head

Annex 11
 of European
 Technical Assessment
 ETA-16/0443

<p>Materials Fastener: carbon steel – SAE1022 or 19MnB4 quenched, tempered and galvanized Washer: Component I: S280GD, S320GD or S350GD – EN 10346 Component II: S280GD, S320GD or S350GD – EN 10346</p>	
<p>Drilling capacity: $\Sigma t_i \leq 3,0$ mm</p>	
<p>Timber substructures no performance assessed</p>	<p>$d_w = 4,8$ mm $L_w = 16-75$ mm $s = 8$ mm $k = 4,5$ mm</p>

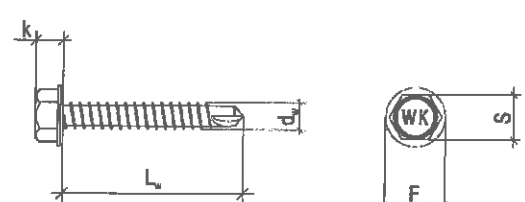
$t_{N,II}$ [mm]	0,50	0,55	0,63	0,75	0,88	1,00	1,25	1,50	Wood class \geq C24		
$M_{t,nom}$	3 Nm								20 mm	30 mm	
$V_{R,k}$ [kN] for $t_{N,I}$ [mm]	0,50	0,55	0,63	0,75	0,88	1,00	1,25	1,50	20 mm	30 mm	
	—	—	—	1,32	1,32	1,32	1,32	1,32	—	—	
	—	—	—	1,32	1,32	1,32	1,32	1,32	—	—	
	—	—	—	1,59	1,59	1,59	1,59	1,59	—	—	
	—	—	—	2,38	2,38	2,38	2,38	2,38	—	—	
	—	—	—	2,38	3,02	3,02	3,02	3,02	—	—	
	—	—	—	2,38	3,02	3,03	3,03	3,03	—	—	—
	—	—	—	2,38	3,02	3,03	3,03	3,03	—	—	
	—	—	—	2,38	3,02	3,03	3,10	3,10	—	—	
	—	—	—	2,38	3,02	3,03	3,10	3,15	—	—	
	—	—	—	—	—	—	—	—	—	—	
	—	—	—	—	—	—	—	—	—	—	
$N_{R,k}$ [kN] for $t_{N,I}$ [mm]	0,50	0,55	0,63	0,75	0,88	1,00	1,25	1,50	20 mm	30 mm	
	—	—	—	0,63	0,63	0,63	0,63	0,63	—	—	
	—	—	—	0,63	0,63	0,63	0,63	0,63	—	—	
	—	—	—	0,78	0,89	0,89	0,89	0,89	—	—	
	—	—	—	0,78	0,97	1,01	1,01	1,01	—	—	
	—	—	—	0,78	0,97	1,07	1,07	1,07	—	—	
	—	—	—	0,78	0,97	1,16	1,16	1,16	—	—	
	—	—	—	0,78	0,97	1,16	1,16	1,16	—	—	
	—	—	—	0,78	0,97	1,16	1,16	1,16	—	—	
	—	—	—	—	—	—	—	—	—	—	
	—	—	—	—	—	—	—	—	—	—	

If both components I and II are made of S320GD the values $V_{R,k}$ may be increased by 8,3%
 If both components I and II are made of S350GD the values $V_{R,k}$ may be increased by 16,6%

WFD, WFD0C, WFDx, WFD-D, A2-WFD, WDD, WDDx, WDD-D, WSB, WSBx, WSB-D, A2-WSB, WSBP, WSPBx, WSPB-D, A2-WSPB, WS, WSx, WS-D, A2-WS, WF, WFOC, WFx, WF-D, A2-WF, WSS, WSSx, WSS-D, A2-WSS, WSSBP, WSSBPx, WSSBP-D, A2-WSSBP, WB6, WB6x, WB6-D, A2-WB6, WB6P, WB6Px, WB6P-D, A2-WB6P
Fastening screws for metal members and sheeting

WS-4,8 x L, WSx-4,8 x L and WS-D-4,8 x L
 Self-drilling screws with hexagon head

Annex 12
 of European
 Technical Assessment
 ETA-16/0443

Materials Fastener: stainless steel – SAE 304 bi-metal Washer: - Component I: S280GD, S320GD or S350GD – EN 10346 Component II: S280GD, S320GD or S350GD – EN 10346	
Drilling capacity: $\Sigma t_i \leq 3,0 \text{ mm}$	
Timber substructures no performance assessed	$d_w = 4,8 \text{ mm}$ $L_w = 16-75 \text{ mm}$ $s = 8 \text{ mm}$ $k = 4,5 \text{ mm}$

$t_{N,II}$ [mm]	0,50	0,55	0,63	0,75	0,88	1,00	1,25	1,50	Wood class \geq C24		
$M_{t, \text{nom}}$	3 Nm								20 mm	30 mm	
$V_{R,k}$ [kN] for $t_{N,I}$ [mm]	—	—	—	1,32	1,32	1,32	1,32	1,32	—	—	—
0,50	—	—	—	1,32	1,32	1,32	1,32	1,32	—	—	—
0,55	—	—	—	1,59	1,59	1,59	1,59	1,59	—	—	—
0,63	—	—	—	2,38	2,38	2,38	2,38	2,38	—	—	—
0,75	—	—	—	2,38	3,02	3,02	3,02	3,02	—	—	—
0,88	—	—	—	2,38	3,02	3,03	3,03	3,03	—	—	—
1,00	—	—	—	2,38	3,02	3,03	3,10	3,10	—	—	—
1,13	—	—	—	2,38	3,02	3,03	3,10	3,15	—	—	—
1,25	—	—	—	—	—	—	—	—	—	—	—
1,50	—	—	—	—	—	—	—	—	—	—	—
1,75	—	—	—	—	—	—	—	—	—	—	—
2,00	—	—	—	—	—	—	—	—	—	—	—
$N_{R,k}$ [kN] for $t_{N,I}$ [mm]	—	—	—	0,63	0,63	0,63	0,63	0,63	—	—	—
0,50	—	—	—	0,63	0,63	0,63	0,63	0,63	—	—	—
0,55	—	—	—	0,78	0,89	0,89	0,89	0,89	—	—	—
0,63	—	—	—	0,78	0,97	1,01	1,01	1,01	—	—	—
0,75	—	—	—	0,78	0,97	1,07	1,07	1,07	—	—	—
0,88	—	—	—	0,78	0,97	1,16	1,16	1,16	—	—	—
1,00	—	—	—	0,78	0,97	1,16	1,16	1,16	—	—	—
1,13	—	—	—	0,78	0,97	1,16	1,16	1,16	—	—	—
1,25	—	—	—	0,78	0,97	1,16	1,16	1,16	—	—	—
1,50	—	—	—	0,78	0,97	1,16	1,16	1,16	—	—	—
1,75	—	—	—	—	—	—	—	—	—	—	—
2,00	—	—	—	—	—	—	—	—	—	—	—

If both components I and II are made of S320GD the values $V_{R,k}$ may be increased by 8,3%
 If both components I and II are made of S350GD the values $V_{R,k}$ may be increased by 16,6%

WFD, WFD0C, WFDx, WFD-D, A2-WFD, WDD, WDDx, WDD-D, WSB, WSBx, WSB-D, A2-WSB, WSBP, WSPBx, WSPB-D, A2-WSPB, WS, WSx, WS-D, A2-WS, WF, WFOC, WFx, WF-D, A2-WF, WSS, WSSx, WSS-D, A2-WSS, WSSBP, WSSBPx, WSSBP-D, A2-WSSBP, WB6, WB6x, WB6-D, A2-WB6, WB6P, WB6Px, WB6P-D, A2-WB6P
 Fastening screws for metal members and sheeting

A2-WS-4,8 x L
 Self-drilling screws with hexagon head

Annex 13
 of European
 Technical Assessment
 ETA-16/0443

<p>Materials Fastener: carbon steel – SAE1022 or 19MnB4 quenched, tempered and galvanized Washer: - Component I: S280GD, S320GD or S350GD – EN 10346 Component II: S280GD, S320GD or S350GD – EN 10346</p>	
<p>Drilling capacity: $\Sigma t \leq 5,0$ mm</p>	
<p>Timber substructures no performance assessed</p>	<p>$d_w = 5,5$ mm $L_w = 16-140$ mm $s = 8$ mm $k = 4,9$ mm</p>

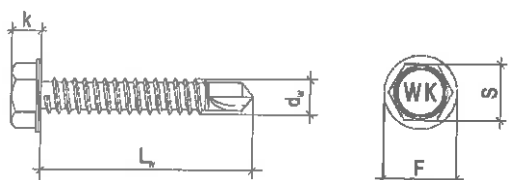
$t_{N,II}$ [mm]	1,00	1,25	1,50	2,00	2,50	3,00	4,00	5,00	6,00	Wood class \geq C24		
$M_{t,nom}$	5 Nm									20 mm	30 mm	
$V_{R,k}$ [kN] for $t_{N,I}$ [mm]	0,50	1,53	1,53	1,53	1,53	1,53	1,53	—	—	—	—	—
	0,55	1,53	1,53	1,53	1,53	1,53	1,53	—	—	—	—	—
	0,63	1,88	1,88	1,88	1,88	1,88	1,88	—	—	—	—	—
	0,75	2,52	2,52	2,52	2,52	2,52	2,52	—	—	—	—	—
	0,88	2,87	2,87	2,87	2,87	2,87	2,87	—	—	—	—	—
	1,00	2,90	2,90	2,90	2,90	2,90	2,90	—	—	—	—	—
	1,13	4,09	4,09	4,09	4,09	4,09	4,09	—	—	—	—	—
	1,25	4,09	4,09	4,09	4,09	4,09	4,09	—	—	—	—	—
	1,50	4,09	4,09	4,09	4,09	4,09	4,09	—	—	—	—	—
	1,75	4,09	4,09	4,09	4,09	4,09	4,09	—	—	—	—	—
	2,00	4,09	4,09	4,09	4,09	4,09	4,09	—	—	—	—	—
$N_{R,k}$ [kN] for $t_{N,I}$ [mm]	0,50	0,63	0,63	0,63	0,63	0,63	0,63	—	—	—	—	—
	0,55	0,63	0,63	0,63	0,63	0,63	0,63	—	—	—	—	—
	0,63	0,89	0,89	0,89	0,89	0,89	0,89	—	—	—	—	—
	0,75	1,01	1,01	1,01	1,01	1,01	1,01	—	—	—	—	—
	0,88	1,07	1,07	1,07	1,07	1,07	1,07	—	—	—	—	—
	1,00	1,10	1,16	1,16	1,16	1,16	1,16	—	—	—	—	—
	1,13	1,10	1,16	1,16	1,16	1,16	1,16	—	—	—	—	—
	1,25	1,10	1,16	1,16	1,16	1,16	1,16	—	—	—	—	—
	1,50	1,10	1,16	1,16	1,16	1,16	1,16	—	—	—	—	—
	1,75	1,10	1,16	1,16	1,16	1,16	1,16	—	—	—	—	—
	2,00	1,10	1,16	1,16	1,16	1,16	1,16	—	—	—	—	—

If both components I and II are made of S320GD the values $V_{R,k}$ may be increased by 8,3%
 If both components I and II are made of S350GD the values $V_{R,k}$ may be increased by 16,6%

WFD, WFD0C, WFDx, WFD-D, A2-WFD, WDD, WDDx, WDD-D, WSB, WSBx, WSB-D, A2-WSB, WSBP, WSPBx, WSPB-D, A2-WSPB, WS, WSx, WS-D, A2-WS, WF, WFOC, WFx, WF-D, A2-WF, WSS, WSSx, WSS-D, A2-WSS, WSSBP, WSSBPx, WSSBP-D, A2-WSSBP, WB6, WB6x, WB6-D, A2-WB6, WB6P, WB6Px, WB6P-D, A2-WB6P
Fastening screws for metal members and sheeting

WS-5,5 x L, WSx-5,5 x L and WS-D-5,5 x L
 Self-drilling screws with hexagon head

Annex 14
 of European
 Technical Assessment
 ETA-16/0443

Materials Fastener: stainless steel – SAE 304 bi-metal Washer: - Component I: S280GD, S320GD or S350GD – EN 10346 Component II: S280GD, S320GD or S350GD – EN 10346	
Drilling capacity: $\Sigma t_i \leq 5,0$ mm	
Timber substructures no performance assessed	

$d_w = 5,5$ mm
 $L_w = 16-140$ mm
 $s = 8$ mm
 $k = 4,9$ mm

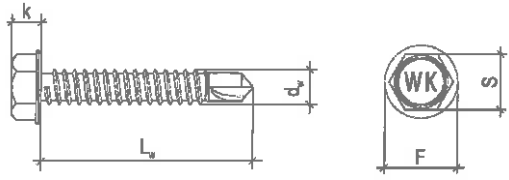
$t_{N,II}$ [mm]	1,00	1,25	1,50	2,00	2,50	3,00	4,00	5,00	6,00	Wood class \geq C24		
$M_{t,nom}$	5 Nm									20 mm	30 mm	
$V_{R,k}$ [kN] for $t_{N,II}$ [mm]	0,50	1,53	1,53	1,53	1,53	1,53	1,53	—	—	—	—	—
	0,55	1,53	1,53	1,53	1,53	1,53	1,53	—	—	—	—	—
	0,63	1,88	1,88	1,88	1,88	1,88	1,88	—	—	—	—	—
	0,75	2,52	2,52	2,52	2,52	2,52	2,52	—	—	—	—	—
	0,88	2,87	2,87	2,87	2,87	2,87	2,87	—	—	—	—	—
	1,00	2,90	2,90	2,90	2,90	2,90	2,90	—	—	—	—	—
	1,13	4,09	4,09	4,09	4,09	4,09	4,09	—	—	—	—	—
	1,25	4,09	4,09	4,09	4,09	4,09	4,09	—	—	—	—	—
	1,50	4,09	4,09	4,09	4,09	4,09	4,09	—	—	—	—	—
	1,75	4,09	4,09	4,09	4,09	4,09	4,09	—	—	—	—	—
	2,00	4,09	4,09	4,09	4,09	4,09	4,09	—	—	—	—	—
$N_{R,k}$ [kN] for $t_{N,II}$ [mm]	0,50	0,63	0,63	0,63	0,63	0,63	0,63	—	—	—	—	—
	0,55	0,63	0,63	0,63	0,63	0,63	0,63	—	—	—	—	—
	0,63	0,89	0,89	0,89	0,89	0,89	0,89	—	—	—	—	—
	0,75	1,01	1,01	1,01	1,01	1,01	1,01	—	—	—	—	—
	0,88	1,07	1,07	1,07	1,07	1,07	1,07	—	—	—	—	—
	1,00	1,10	1,16	1,16	1,16	1,16	1,16	—	—	—	—	—
	1,13	1,10	1,16	1,16	1,16	1,16	1,16	—	—	—	—	—
	1,25	1,10	1,16	1,16	1,16	1,16	1,16	—	—	—	—	—
	1,50	1,10	1,16	1,16	1,16	1,16	1,16	—	—	—	—	—
	1,75	1,10	1,16	1,16	1,16	1,16	1,16	—	—	—	—	—
	2,00	1,10	1,16	1,16	1,16	1,16	1,16	—	—	—	—	—

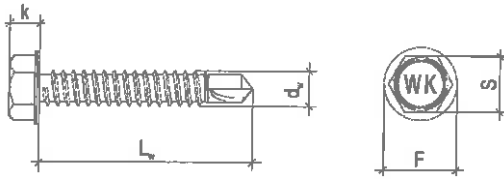
If both components I and II are made of S320GD the values $V_{R,k}$ may be increased by 8,3%
 If both components I and II are made of S350GD the values $V_{R,k}$ may be increased by 16,6%

WFD, WFDx, WFD-D, A2-WFD, WDD, WDDx, WDD-D, WSB, WSBx, WSB-D, A2-WSB, WSBP, WSBPx, WSBP-D, A2-WSBP, WS, WSx, WS-D, A2-WS, WF, WFOC, WFx, WF-D, A2-WF, WSS, WSSx, WSS-D, A2-WSS, WSSBP, WSSBPx, WSSBP-D, A2-WSSBP, WB6, WB6x, WB6-D, A2-WB6, WB6P, WB6Px, WB6P-D, A2-WB6P
Fastening screws for metal members and sheeting

A2-WS-5,5 x L
 Self-drilling screws with hexagon head

Annex 15
 of European
 Technical Assessment
 ETA-16/0443

Materials Fastener: carbon steel – SAE1022 or 19MnB4 quenched, tempered and galvanized Washer: - Component I: S280GD, S320GD or S350GD – EN 10346 Component II: S280GD, S320GD or S350GD – EN 10346												
Drilling capacity: $\Sigma t_i \leq 7,0$ mm		$d_w = 6,3$ mm $L_w = 16-140$ mm $s = 10$ mm $k = 5,4$ mm										
Timber substructures no performance assessed												
$t_{N,II}$ [mm]	1,00	1,25	1,50	2,00	2,50	3,00	4,00	5,00	6,00	Wood class \geq C24		
$M_{L,nom}$	7 Nm									20 mm	30 mm	
$V_{R,k}$ [kN] for $t_{N,I}$ [mm]	0,50	—	—	—	—	—	1,75	1,75	1,75	—	—	—
	0,55	—	—	—	—	—	1,75	1,75	1,75	—	—	—
	0,63	—	—	—	—	—	2,48	2,48	2,48	—	—	—
	0,75	—	—	—	—	—	3,04	3,04	3,04	—	—	—
	0,88	—	—	—	—	—	3,59	3,59	3,59	—	—	—
	1,00	—	—	—	—	—	3,62	3,62	3,62	—	—	—
	1,13	—	—	—	—	—	3,62	3,62	3,62	—	—	—
	1,25	—	—	—	—	—	4,57	4,57	4,57	—	—	—
	1,50	—	—	—	—	—	4,57	4,57	4,57	—	—	—
	1,75	—	—	—	—	—	4,57	4,57	4,57	—	—	—
2,00	—	—	—	—	—	4,57	4,57	4,57	—	—	—	
$N_{R,k}$ [kN] for $t_{N,I}$ [mm]	0,50	—	—	—	—	—	0,63	0,63	0,63	—	—	—
	0,55	—	—	—	—	—	0,63	0,63	0,63	—	—	—
	0,63	—	—	—	—	—	0,89	0,89	0,89	—	—	—
	0,75	—	—	—	—	—	1,01	1,01	1,01	—	—	—
	0,88	—	—	—	—	—	1,07	1,07	1,07	—	—	—
	1,00	—	—	—	—	—	1,16	1,16	1,16	—	—	—
	1,13	—	—	—	—	—	1,16	1,16	1,16	—	—	—
	1,25	—	—	—	—	—	1,16	1,16	1,16	—	—	—
	1,50	—	—	—	—	—	1,16	1,16	1,16	—	—	—
	1,75	—	—	—	—	—	1,16	1,16	1,16	—	—	—
2,00	—	—	—	—	—	1,16	1,16	1,16	—	—	—	
If both components I and II are made of S320GD the values $V_{R,k}$ may be increased by 8,3% if both components I and II are made of S350GD the values $V_{R,k}$ may be increased by 16,6%												
WFD, WFDOC, WFDx, WFD-D, A2-WFD, WDD, WDDx, WDD-D, WSB, WSBx, WSB-D, A2-WSB, WSBP, WSPBx, WSPB-D, A2-WSPB, WS, WSx, WS-D, A2-WS, WF, WFOC, WFx, WF-D, A2-WF, WSS, WSSx, WSS-D, A2-WSS, WSSBP, WSSBPx, WSSBP-D, A2-WSSBP, WB6, WB6x, WB6-D, A2-WB6, WB6P, WB6Px, WB6P-D, A2-WB6P Fastening screws for metal members and sheeting										Annex 16 of European Technical Assessment ETA-16/0443		
WS-6,3 x L, WSx-6,3 x L and WS-D-6,3 x L Self-drilling screws with hexagon head												

Materials Fastener: stainless steel – SAE 304 bi-metal Washer: - Component I: S280GD, S320GD or S350GD – EN 10346 Component II: S280GD, S320GD or S350GD – EN 10346	
Drilling capacity: $\Sigma t_i \leq 7,0$ mm	
Timber substructures no performance assessed	$d_w = 6,3$ mm $L_w = 16-140$ mm $s = 10$ mm $k = 5,4$ mm

$t_{N,II}$ [mm]	1,00	1,25	1,50	2,00	2,50	3,00	4,00	5,00	6,00	Wood class \geq C24		
$M_{t,nom}$	7 Nm									20 mm	30 mm	
$V_{R,k}$ [kN] for $t_{N,I}$ [mm]	0,50	—	—	—	—	—	1,75	1,75	1,75	—	—	—
	0,55	—	—	—	—	—	1,75	1,75	1,75	—	—	—
	0,63	—	—	—	—	—	2,48	2,48	2,48	—	—	—
	0,75	—	—	—	—	—	3,04	3,04	3,04	—	—	—
	0,88	—	—	—	—	—	3,59	3,59	3,59	—	—	—
	1,00	—	—	—	—	—	3,62	3,62	3,62	—	—	—
	1,13	—	—	—	—	—	3,62	3,62	3,62	—	—	—
	1,25	—	—	—	—	—	4,57	4,57	4,57	—	—	—
	1,50	—	—	—	—	—	4,57	4,57	4,57	—	—	—
	1,75	—	—	—	—	—	4,57	4,57	4,57	—	—	—
	2,00	—	—	—	—	—	4,57	4,57	4,57	—	—	—
$N_{R,k}$ [kN] for $t_{N,I}$ [mm]	0,50	—	—	—	—	—	0,63	0,63	0,63	—	—	—
	0,55	—	—	—	—	—	0,63	0,63	0,63	—	—	—
	0,63	—	—	—	—	—	0,89	0,89	0,89	—	—	—
	0,75	—	—	—	—	—	1,01	1,01	1,01	—	—	—
	0,88	—	—	—	—	—	1,07	1,07	1,07	—	—	—
	1,00	—	—	—	—	—	1,16	1,16	1,16	—	—	—
	1,13	—	—	—	—	—	1,16	1,16	1,16	—	—	—
	1,25	—	—	—	—	—	1,16	1,16	1,16	—	—	—
	1,50	—	—	—	—	—	1,16	1,16	1,16	—	—	—
	1,75	—	—	—	—	—	1,16	1,16	1,16	—	—	—
	2,00	—	—	—	—	—	1,16	1,16	1,16	—	—	—

If both components I and II are made of S320GD the values $V_{R,k}$ may be increased by 8,3%
 If both components I and II are made of S350GD the values $V_{R,k}$ may be increased by 16,6%

WFD, WFDOC, WFDx, WFD-D, A2-WFD, WDD, WDDx, WDD-D, WSB, WSBx, WSB-D, A2-WSB, WSBP, WSPBx, WSPB-D, A2-WSBP, WS, WSx, WS-D, A2-WS, WF, WFOC, WFx, WF-D, A2-WF, WSS, WSSx, WSS-D, A2-WSS, WSSBP, WSSBPx, WSSBP-D, A2-WSSBP, WB6, WB6x, WB6-D, A2-WB6, WB6P, WB6Px, WB6P-D, A2-WB6P
Fastening screws for metal members and sheeting

A2-WS-6,3 x L
 Self-drilling screws with hexagon head

Annex 17
 of European
 Technical Assessment
 ETA-16/0443

<p>Materials</p> <p>Fastener: carbon steel – SAE1022 or 19MnB4 quenched, tempered and galvanized</p> <p>Washer: EPDM sealing ring with metal top made of aluminum, coated carbon steel or stainless steel</p> <p>Component I: S280GD, S320GD or S350GD – EN 10346</p> <p>Component II: S280GD, S320GD or S350GD – EN 10346</p>	
Drilling capacity: $\Sigma t_i \leq 2,0$ mm	
Timber substructures no performance assessed	$d_w = 4,2$ mm $L_w = 16-75$ mm $s = 7$ mm $k = 4,5$ mm

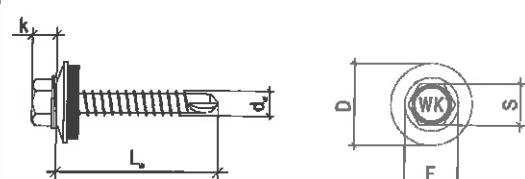
$t_{N,II}$ [mm]	0,50	0,55	0,63	0,75	0,88	1,00	1,25	1,50	Wood class \geq C24		
$M_{t,nom}$	3 Nm								20 mm	30 mm	
$V_{R,k}$ [kN] for $t_{N,I}$ [mm]	0,50	0,55	0,63	0,75	0,88	1,00	1,25	1,50	—	—	—
	0,55	0,63	0,75	0,88	1,00	1,13	1,25	1,50	—	—	—
	0,63	0,75	0,88	1,00	1,13	1,25	1,50	1,75	—	—	—
	0,75	0,88	1,00	1,13	1,25	1,50	1,75	2,00	—	—	—
	0,88	1,00	1,13	1,25	1,50	1,75	2,00	—	—	—	—
	1,00	1,13	1,25	1,50	1,75	2,00	—	—	—	—	—
	1,13	—	—	—	—	—	—	—	—	—	—
	1,25	—	—	—	—	—	—	—	—	—	—
	1,50	—	—	—	—	—	—	—	—	—	—
	1,75	—	—	—	—	—	—	—	—	—	—
	2,00	—	—	—	—	—	—	—	—	—	—
$N_{R,k}$ [kN] for $t_{N,I}$ [mm]	0,50	0,55	0,63	0,75	0,88	1,00	1,25	1,50	—	—	—
	0,55	0,63	0,75	0,88	1,00	1,13	1,25	1,50	—	—	—
	0,63	0,75	0,88	1,00	1,13	1,25	1,50	1,75	—	—	—
	0,75	0,88	1,00	1,13	1,25	1,50	1,75	2,00	—	—	—
	0,88	1,00	1,13	1,25	1,50	1,75	2,00	—	—	—	—
	1,00	1,13	1,25	1,50	1,75	2,00	—	—	—	—	—
	1,13	—	—	—	—	—	—	—	—	—	—
	1,25	—	—	—	—	—	—	—	—	—	—
	1,50	—	—	—	—	—	—	—	—	—	—
	1,75	—	—	—	—	—	—	—	—	—	—
	2,00	—	—	—	—	—	—	—	—	—	—

If both components I and II are made of S320GD the values $V_{R,k}$ may be increased by 8,3%
 If both components I and II are made of S350GD the values $V_{R,k}$ may be increased by 16,6%

WFD, WFDOC, WFDx, WFD-D, A2-WFD, WDD, WDDx, WDD-D, WSB, WSBx, WSB-D, A2-WSB, WSBP, WSPBx, WSPB-D, A2-WSPB, WS, WSx, WS-D, A2-WS, WF, WFOC, WFx, WF-D, A2-WF, WSS, WSSx, WSS-D, A2-WSS, WSSBP, WSSBPx, WSSBP-D, A2-WSSBP, WB6, WB6x, WB6-D, A2-WB6, WB6P, WB6Px, WB6P-D, A2-WB6P
Fastening screws for metal members and sheeting

WF-4,2 x L, WFx-4,2 x L and WF-D-4,2 x L
 Self-drilling screws with hexagon head and sealing washer $\varnothing 14$ mm with metal top made of aluminum (A), coated carbon steel (Z) or stainless steel (S)

Annex 18
 of European
 Technical Assessment
 ETA-16/0443

<p>Materials</p> <p>Fastener: carbon steel – SAE1022 or 19MnB4 quenched, tempered and galvanized</p> <p>Washer: EPDM sealing ring with metal top made of aluminum, coated carbon steel or stainless steel</p> <p>Component I: S280GD, S320GD or S350GD – EN 10346</p> <p>Component II: S280GD, S320GD or S350GD – EN 10346</p>	 <p style="text-align: right;"> $d_w = 4,8 \text{ mm}$ $L_w = 16-75 \text{ mm}$ $s = 8 \text{ mm}$ $k = 4,5 \text{ mm}$ </p>
Drilling capacity: $\Sigma t_i \leq 3,0 \text{ mm}$	
Timber substructures no performance assessed	

$t_{N,II}$ [mm]	0,50	0,55	0,63	0,75	0,88	1,00	1,25	1,50	Wood class \geq C24			
$M_{t,nom}$	3 Nm								20 mm	30 mm		
$V_{R,k}$ [kN] for $t_{N,II}$ [mm]	0,50	—	—	—	1,32	1,32	1,32	1,32	1,32	—	—	
	0,55	—	—	—	1,32	1,32	1,32	1,32	1,32	—	—	
	0,63	—	—	—	1,59	1,59	1,59	1,59	1,59	—	—	
	0,75	—	—	—	2,38	2,38	2,38	2,38	2,38	—	—	
	0,88	—	—	—	2,38	3,02	3,02	3,02	3,02	—	—	
	1,00	—	—	—	2,38	3,02	3,03	3,03	3,03	—	—	—
	1,13	—	—	—	2,38	3,02	3,03	3,03	3,03	—	—	
	1,25	—	—	—	2,38	3,02	3,03	3,10	3,10	—	—	
	1,50	—	—	—	2,38	3,02	3,03	3,10	3,15	—	—	
	1,75	—	—	—	—	—	—	—	—	—	—	
	2,00	—	—	—	—	—	—	—	—	—	—	
$N_{R,k}$ [kN] for $t_{N,II}$ [mm]	0,50	—	—	—	0,78	0,97	1,18	1,69	2,04	—	—	
	0,55	—	—	—	0,78	0,97	1,18	1,69	2,04	—	—	
	0,63	—	—	—	0,78	0,97	1,18	1,69	2,04	—	—	
	0,75	—	—	—	0,78	0,97	1,18	1,69	2,04	—	—	
	0,88	—	—	—	0,78	0,97	1,18	1,69	2,04	—	—	
	1,00	—	—	—	0,78	0,97	1,18	1,69	2,04	—	—	—
	1,13	—	—	—	0,78	0,97	1,18	1,69	2,04	—	—	
	1,25	—	—	—	0,78	0,97	1,18	1,69	2,04	—	—	
	1,50	—	—	—	0,78	0,97	1,18	1,69	2,04	—	—	
	1,75	—	—	—	—	—	—	—	—	—	—	
	2,00	—	—	—	—	—	—	—	—	—	—	

If both components I and II are made of S320GD the values $V_{R,k}$ may be increased by 8,3%
 If both components I and II are made of S350GD the values $V_{R,k}$ may be increased by 16,6%

WFD, WFD0C, WFDx, WFD-D, A2-WFD, WDD, WDDx, WDD-D, WSB, WSBx, WSB-D, A2-WSB, WSBP, WSPBx, WSPB-D, A2-WSPB, WS, WSx, WS-D, A2-WS, WF, WFOC, WFx, WF-D, A2-WF, WSS, WSSx, WSS-D, A2-WSS, WSSBP, WSSBPx, WSSBP-D, A2-WSSBP, WB6, WB6x, WB6-D, A2-WB6, WB6P, WB6Px, WB6P-D, A2-WB6P
Fastening screws for metal members and sheeting

WF-4,8 x L, WFOC-4,8 x L, WFx-4,8 x L and WF-D-4,8 x L
 Self-drilling screws with hexagon head and sealing washer $\varnothing 14 \text{ mm}$
 with metal top made of aluminum (A), coated carbon steel (Z)
 or stainless steel (S)

Annex 19
 of European
 Technical Assessment
 ETA-16/0443

<p>Materials Fastener: stainless steel – SAE 304 bi-metal Washer: EPDM sealing ring with metal top made of aluminum or stainless steel Component I: S280GD, S320GD or S350GD – EN 10346 Component II: S280GD, S320GD or S350GD – EN 10346</p>	
<p>Drilling capacity: $\Sigma t_i \leq 3,0$ mm</p>	
<p>Timber substructures no performance assessed</p>	<p>$d_w = 4,8$ mm $L_w = 16-75$ mm $s = 8$ mm $k = 4,5$ mm</p>

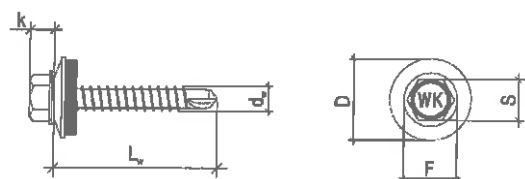
$t_{w,II}$ [mm]	0,50	0,55	0,63	0,75	0,88	1,00	1,25	1,50	Wood class \geq C24		
$M_{t,nom}$	3 Nm								20 mm	30 mm	
$V_{R,k}$ [kN] for $t_{w,I}$ [mm]	0,50	0,55	0,63	0,75	0,88	1,00	1,25	1,50	20 mm	30 mm	
	—	—	—	1,32	1,32	1,32	1,32	1,32	—	—	
	—	—	—	1,32	1,32	1,32	1,32	1,32	—	—	
	—	—	—	1,59	1,59	1,59	1,59	1,59	—	—	
	—	—	—	2,38	2,38	2,38	2,38	2,38	—	—	
	—	—	—	2,38	3,02	3,02	3,02	3,02	—	—	
	—	—	—	2,38	3,02	3,03	3,03	3,03	—	—	—
	—	—	—	2,38	3,02	3,03	3,03	3,03	—	—	
	—	—	—	2,38	3,02	3,03	3,10	3,10	—	—	
	—	—	—	2,38	3,02	3,03	3,10	3,15	—	—	
	—	—	—	—	—	—	—	—	—	—	
	—	—	—	—	—	—	—	—	—	—	
$N_{R,k}$ [kN] for $t_{w,I}$ [mm]	0,50	0,55	0,63	0,75	0,88	1,00	1,25	1,50	20 mm	30 mm	
	—	—	—	0,78	0,97	1,18	1,69	2,04	—	—	
	—	—	—	0,78	0,97	1,18	1,69	2,04	—	—	
	—	—	—	0,78	0,97	1,18	1,69	2,04	—	—	
	—	—	—	0,78	0,97	1,18	1,69	2,04	—	—	
	—	—	—	0,78	0,97	1,18	1,69	2,04	—	—	
	—	—	—	0,78	0,97	1,18	1,69	2,04	—	—	
	—	—	—	0,78	0,97	1,18	1,69	2,04	—	—	
	—	—	—	—	—	—	—	—	—	—	
	—	—	—	—	—	—	—	—	—	—	
	—	—	—	—	—	—	—	—	—	—	
	—	—	—	—	—	—	—	—	—	—	

If both components I and II are made of S320GD the values $V_{R,k}$ may be increased by 8,3%
 If both components I and II are made of S350GD the values $V_{R,k}$ may be increased by 16,6%

WFD, WFDOC, WFDx, WFD-D, A2-WFD, WDD, WDDx, WDD-D, WSB, WSBx, WSB-D, A2-WSB, WSBP, WSPBx, WSPB-D, A2-WSPB, WS, WSx, WS-D, A2-WS, WF, WFOC, WFx, WF-D, A2-WF, WSS, WSSx, WSS-D, A2-WSS, WSSBP, WSSBPx, WSSBP-D, A2-WSSBP, WB6, WB6x, WB6-D, A2-WB6, WB6P, WB6Px, WB6P-D, A2-WB6P
Fastening screws for metal members and sheeting

A2-WF-4,8 x L
 Self-drilling screws with hexagon head and sealing washer $\varnothing 14$ mm with metal top made of aluminum (A) or stainless steel (S)

Annex 20
 of European
 Technical Assessment
 ETA-16/0443

<p>Materials</p> <p>Fastener: carbon steel – SAE1022 or 19MnB4 quenched, tempered and galvanized</p> <p>Washer: EPDM sealing ring with metal top made of aluminum, coated carbon steel or stainless steel</p> <p>Component I: S280GD, S320GD or S350GD – EN 10346</p> <p>Component II: S280GD, S320GD or S350GD – EN 10346</p>	
<p>Drilling capacity: $\Sigma t_i \leq 5,0 \text{ mm}$</p>	<p>$d_w = 5,5 \text{ mm}$ $L_w = 16-140 \text{ mm}$ $s = 8 \text{ mm}$ $k = 4,9 \text{ mm}$</p>
<p>Timber substructures</p> <p>no performance assessed</p>	

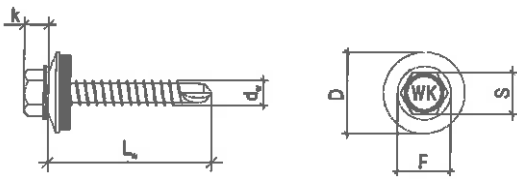
$t_{N,II}$ [mm]	1,00	1,25	1,50	2,00	2,50	3,00	4,00	5,00	6,00	Wood class \geq C24		
$M_{t,nom}$	5 Nm									20 mm	30 mm	
$V_{R,k}$ [kN] for $t_{N,II}$ [mm]	0,50	1,53	1,53	1,53	1,53	1,53	1,53	—	—	—	—	—
	0,55	1,53	1,53	1,53	1,53	1,53	1,53	—	—	—	—	—
	0,63	1,88	1,88	1,88	1,88	1,88	1,88	—	—	—	—	—
	0,75	2,52	2,52	2,52	2,52	2,52	2,52	—	—	—	—	—
	0,88	2,87	2,87	2,87	2,87	2,87	2,87	—	—	—	—	—
	1,00	2,90	2,90	2,90	2,90	2,90	2,90	—	—	—	—	—
	1,13	4,09	4,09	4,09	4,09	4,09	4,09	—	—	—	—	—
	1,25	4,09	4,09	4,09	4,09	4,09	4,09	—	—	—	—	—
	1,50	4,09	4,09	4,09	4,09	4,09	4,09	—	—	—	—	—
	1,75	4,09	4,09	4,09	4,09	4,09	4,09	—	—	—	—	—
	2,00	4,09	4,09	4,09	4,09	4,09	4,09	—	—	—	—	—
$N_{R,k}$ [kN] for $t_{N,II}$ [mm]	0,50	1,10	1,86	1,97	2,99	2,99	2,99	—	—	—	—	—
	0,55	1,10	1,86	1,97	2,99	2,99	2,99	—	—	—	—	—
	0,63	1,10	1,86	1,97	2,99	2,99	2,99	—	—	—	—	—
	0,75	1,10	1,86	1,97	2,99	2,99	2,99	—	—	—	—	—
	0,88	1,10	1,86	1,97	2,99	2,99	2,99	—	—	—	—	—
	1,00	1,10	1,86	1,97	2,99	2,99	2,99	—	—	—	—	—
	1,13	1,10	1,86	1,97	2,99	2,99	2,99	—	—	—	—	—
	1,25	1,10	1,86	1,97	2,99	2,99	2,99	—	—	—	—	—
	1,50	1,10	1,86	1,97	2,99	2,99	2,99	—	—	—	—	—
	1,75	1,10	1,86	1,97	2,99	2,99	2,99	—	—	—	—	—
	2,00	1,10	1,86	1,97	2,99	2,99	2,99	—	—	—	—	—

If both components I and II are made of S320GD the values $V_{R,k}$ may be increased by 8,3%
 If both components I and II are made of S350GD the values $V_{R,k}$ may be increased by 16,6%

WFD, WFD0C, WFDx, WFD-D, A2-WFD, WDD, WDDx, WDD-D, WSB, WSBx, WSB-D, A2-WSB, WSBP, WSPBx, WSPB-D, A2-WSPB, WS, WSx, WS-D, A2-WS, WF, WFOC, WFx, WF-D, A2-WF, WSS, WSSx, WSS-D, A2-WSS, WSSBP, WSSBPx, WSSBP-D, A2-WSSBP, WB6, WB6x, WB6-D, A2-WB6, WB6P, WB6Px, WB6P-D, A2-WB6P
Fastening screws for metal members and sheeting

WF-5,5 x L, WFOC-5,5 x L, WFx-5,5 x L and WF-D-5,5 x L
 Self-drilling screws with hexagon head and sealing washer $\varnothing 16 \text{ mm}$ with metal top made of aluminum (A), coated carbon steel (Z) or stainless steel (S)

Annex 21
 of European
 Technical Assessment
 ETA-16/0443

Materials Fastener: stainless steel – SAE 304 bi-metal Washer: EPDM sealing ring with metal top made of aluminum or stainless steel Component I: S280GD, S320GD or S350GD – EN 10346 Component II: S280GD, S320GD or S350GD – EN 10346	
Drilling capacity: $\Sigma t \leq 5,0 \text{ mm}$	
Timber substructures no performance assessed	$d_w = 5,5 \text{ mm}$ $L_w = 16-140 \text{ mm}$ $s = 8 \text{ mm}$ $k = 4,9 \text{ mm}$

$t_{N,II}$ [mm]	1,00	1,25	1,50	2,00	2,50	3,00	4,00	5,00	6,00	Wood class \geq C24			
$M_{t,nom}$	5 Nm									20 mm	30 mm		
$V_{R,k}$ [kN] for $t_{N,II}$ [mm]	0,50	1,53	1,53	1,53	1,53	1,53	1,53	—	—	—	—	—	—
	0,55	1,53	1,53	1,53	1,53	1,53	1,53	—	—	—	—	—	—
	0,63	1,88	1,88	1,88	1,88	1,88	1,88	—	—	—	—	—	—
	0,75	2,52	2,52	2,52	2,52	2,52	2,52	—	—	—	—	—	—
	0,88	2,87	2,87	2,87	2,87	2,87	2,87	—	—	—	—	—	—
	1,00	2,90	2,90	2,90	2,90	2,90	2,90	—	—	—	—	—	—
	1,13	4,09	4,09	4,09	4,09	4,09	4,09	—	—	—	—	—	—
	1,25	4,09	4,09	4,09	4,09	4,09	4,09	—	—	—	—	—	—
	1,50	4,09	4,09	4,09	4,09	4,09	4,09	—	—	—	—	—	—
	1,75	4,09	4,09	4,09	4,09	4,09	4,09	—	—	—	—	—	—
	2,00	4,09	4,09	4,09	4,09	4,09	4,09	—	—	—	—	—	—
$N_{R,k}$ [kN] for $t_{N,II}$ [mm]	0,50	1,10	1,86	1,97	2,99	2,99	2,99	—	—	—	—	—	—
	0,55	1,10	1,86	1,97	2,99	2,99	2,99	—	—	—	—	—	—
	0,63	1,10	1,86	1,97	2,99	2,99	2,99	—	—	—	—	—	—
	0,75	1,10	1,86	1,97	2,99	2,99	2,99	—	—	—	—	—	—
	0,88	1,10	1,86	1,97	2,99	2,99	2,99	—	—	—	—	—	—
	1,00	1,10	1,86	1,97	2,99	2,99	2,99	—	—	—	—	—	—
	1,13	1,10	1,86	1,97	2,99	2,99	2,99	—	—	—	—	—	—
	1,25	1,10	1,86	1,97	2,99	2,99	2,99	—	—	—	—	—	—
	1,50	1,10	1,86	1,97	2,99	2,99	2,99	—	—	—	—	—	—
	1,75	1,10	1,86	1,97	2,99	2,99	2,99	—	—	—	—	—	—
	2,00	1,10	1,86	1,97	2,99	2,99	2,99	—	—	—	—	—	—

If both components I and II are made of S320GD the values $V_{R,k}$ may be increased by 8,3%
 If both components I and II are made of S350GD the values $V_{R,k}$ may be increased by 16,6%

WFD, WFDOC, WFDx, WFD-D, A2-WFD, WDD, WDDx, WDD-D, WSB, WSBx, WSB-D, A2-WSB, WSBP, WSPBx, WSPB-D, A2-WSPB, WS, WSx, WS-D, A2-WS, WF, WFOC, WFx, WF-D, A2-WF, WSS, WSSx, WSS-D, A2-WSS, WSSBP, WSSBPx, WSSBP-D, A2-WSSBP, WB6, WB6x, WB6-D, A2-WB6, WB6P, WB6Px, WB6P-D, A2-WB6P
Fastening screws for metal members and sheeting

Annex 22
 of European
 Technical Assessment
 ETA-16/0443

A2-WF-5,5 x L
 Self-drilling screws with hexagon head and sealing washer $\varnothing 16 \text{ mm}$
 with metal top made of aluminum (A) or stainless steel (S)

<p>Materials</p> <p>Fastener: carbon steel – SAE1022 or 19MnB4 quenched, tempered and galvanized</p> <p>Washer: EPDM sealing ring with metal top made of aluminum, coated carbon steel or stainless steel</p> <p>Component I: S280GD, S320GD or S350GD – EN 10346</p> <p>Component II: S280GD, S320GD or S350GD – EN 10346</p>	
Drilling capacity: $\Sigma t_i \leq 7,0$ mm	<p>$d_w = 6,3$ mm</p> <p>$L_w = 16-140$ mm</p> <p>$s = 10$ mm</p> <p>$k = 5,4$ mm</p>
Timber substructures no performance assessed	

$t_{N,II}$ [mm]	1,00	1,25	1,50	2,00	2,50	3,00	4,00	5,00	6,00	Wood class \geq C24		
$M_{t,nom}$	7 Nm									20 mm	30 mm	
$V_{R,k}$ [kN] for $t_{N,I}$ [mm]	0,50	—	—	—	—	—	1,75	1,75	1,75	—	—	—
	0,55	—	—	—	—	—	1,75	1,75	1,75	—	—	—
	0,63	—	—	—	—	—	2,48	2,48	2,48	—	—	—
	0,75	—	—	—	—	—	3,04	3,04	3,04	—	—	—
	0,88	—	—	—	—	—	3,59	3,59	3,59	—	—	—
	1,00	—	—	—	—	—	3,62	3,62	3,62	—	—	—
	1,13	—	—	—	—	—	3,62	3,62	3,62	—	—	—
	1,25	—	—	—	—	—	4,57	4,57	4,57	—	—	—
	1,50	—	—	—	—	—	4,57	4,57	4,57	—	—	—
	1,75	—	—	—	—	—	4,57	4,57	4,57	—	—	—
	2,00	—	—	—	—	—	4,57	4,57	4,57	—	—	—
$N_{R,k}$ [kN] for $t_{N,I}$ [mm]	0,50	—	—	—	—	—	3,93	3,93	3,93	—	—	—
	0,55	—	—	—	—	—	3,93	3,93	3,93	—	—	—
	0,63	—	—	—	—	—	4,69	4,69	4,69	—	—	—
	0,75	—	—	—	—	—	6,87	6,87	6,87	—	—	—
	0,88	—	—	—	—	—	7,23	7,23	7,23	—	—	—
	1,00	—	—	—	—	—	7,23	7,23	7,23	—	—	—
	1,13	—	—	—	—	—	7,23	7,23	7,23	—	—	—
	1,25	—	—	—	—	—	7,23	7,23	7,23	—	—	—
	1,50	—	—	—	—	—	7,23	7,23	7,23	—	—	—
	1,75	—	—	—	—	—	7,23	7,23	7,23	—	—	—
	2,00	—	—	—	—	—	7,23	7,23	7,23	—	—	—

If both components I and II are made of S320GD the values $V_{R,k}$ may be increased by 8,3%
 If both components I and II are made of S350GD the values $V_{R,k}$ may be increased by 16,6%

WFD, WFDOC, WFDx, WFD-D, A2-WFD, WDD, WDDx, WDD-D, WSB, WSBx, WSB-D, A2-WSB, WSBP, WSPBx, WSPB-D, A2-WSPB, WS, WSx, WS-D, A2-WS, WF, WFOC, WFx, WF-D, A2-WF, WSS, WSSx, WSS-D, A2-WSS, WSSBP, WSSBPx, WSSBP-D, A2-WSSBP, WB6, WB6x, WB6-D, A2-WB6, WB6P, WB6Px, WB6P-D, A2-WB6P
Fastening screws for metal members and sheeting

WF-6,3 x L, WFOC-6,3 x L, WFx-6,3 x L and WF-D-6,3 x L
 Self-drilling screws with hexagon head and sealing washer $\varnothing 19$ mm with metal top made of aluminum (A), coated carbon steel (Z) or stainless steel (S)

Annex 23
 of European
 Technical Assessment
 ETA-16/0443

<p>Materials Fastener: stainless steel – SAE 304 bi-metal Washer: EPDM sealing ring with metal top made of aluminum or stainless steel Component I: S280GD, S320GD or S350GD – EN 10346 Component II: S280GD, S320GD or S350GD – EN 10346</p>	
<p>Drilling capacity: $\Sigma t_i \leq 7,0$ mm</p>	<p>$d_w = 6,3$ mm $L_w = 16-140$ mm $s = 10$ mm $k = 5,4$ mm</p>
<p>Timber substructures no performance assessed</p>	

$t_{N,II}$ [mm]	1,00	1,25	1,50	2,00	2,50	3,00	4,00	5,00	6,00	Wood class \geq C24		
$M_{t,nom}$	7 Nm									20 mm	30 mm	
$V_{R,k}$ [kN] for $t_{N,II}$ [mm]	0,50	—	—	—	—	—	1,75	1,75	1,75	—	—	—
	0,55	—	—	—	—	—	1,75	1,75	1,75	—	—	—
	0,63	—	—	—	—	—	2,48	2,48	2,48	—	—	—
	0,75	—	—	—	—	—	3,04	3,04	3,04	—	—	—
	0,88	—	—	—	—	—	3,59	3,59	3,59	—	—	—
	1,00	—	—	—	—	—	3,62	3,62	3,62	—	—	—
	1,13	—	—	—	—	—	3,62	3,62	3,62	—	—	—
	1,25	—	—	—	—	—	4,57	4,57	4,57	—	—	—
	1,50	—	—	—	—	—	4,57	4,57	4,57	—	—	—
	1,75	—	—	—	—	—	4,57	4,57	4,57	—	—	—
	2,00	—	—	—	—	—	4,57	4,57	4,57	—	—	—
$N_{R,k}$ [kN] for $t_{N,II}$ [mm]	0,50	—	—	—	—	—	3,93	3,93	3,93	—	—	—
	0,55	—	—	—	—	—	3,93	3,93	3,93	—	—	—
	0,63	—	—	—	—	—	4,69	4,69	4,69	—	—	—
	0,75	—	—	—	—	—	6,87	6,87	6,87	—	—	—
	0,88	—	—	—	—	—	7,23	7,23	7,23	—	—	—
	1,00	—	—	—	—	—	7,23	7,23	7,23	—	—	—
	1,13	—	—	—	—	—	7,23	7,23	7,23	—	—	—
	1,25	—	—	—	—	—	7,23	7,23	7,23	—	—	—
	1,50	—	—	—	—	—	7,23	7,23	7,23	—	—	—
	1,75	—	—	—	—	—	7,23	7,23	7,23	—	—	—
	2,00	—	—	—	—	—	7,23	7,23	7,23	—	—	—

If both components I and II are made of S320GD the values $V_{R,k}$ may be increased by 8,3%
 If both components I and II are made of S350GD the values $V_{R,k}$ may be increased by 16,6%

WFD, WFD0C, WFDx, WFD-D, A2-WFD, WDD, WDDx, WDD-D, WSB, WSBx, WSB-D, A2-WSB, WSBP, WSPBx, WSPB-D, A2-WSPB, WS, WSx, WS-D, A2-WS, WF, WFOC, WFx, WF-D, A2-WF, WSS, WSSx, WSS-D, A2-WSS, WSSBP, WSSBPx, WSSBP-D, A2-WSSBP, WB6, WB6x, WB6-D, A2-WB6, WB6P, WB6Px, WB6P-D, A2-WB6P
Fastening screws for metal members and sheeting

A2-WF-6,3 x L
 Self-drilling screws with hexagon head and sealing washer $\varnothing 19$ mm with metal top made of aluminum (A) or stainless steel (S)

Annex 24
 of European
 Technical Assessment
 ETA-16/0443

<p>Materials</p> <p>Fastener: carbon steel – SAE1022 or 19MnB4 quenched, tempered and galvanized</p> <p>Washer: EPDM sealing ring with metal top made of aluminum, coated carbon steel or stainless steel</p> <p>Component I: S280GD, S320GD or S350GD – EN 10346</p> <p>Component II: S280GD, S320GD or S350GD – EN 10346</p>	
<p>Drilling capacity: $\Sigma t_i \leq 12,0$ mm</p>	<p>$d_w = 5,5$ mm $L_w = 19-90$ mm $s = 8$ mm $k = 4,9$ mm</p>
<p>Timber substructures</p> <p>no performance assessed</p>	

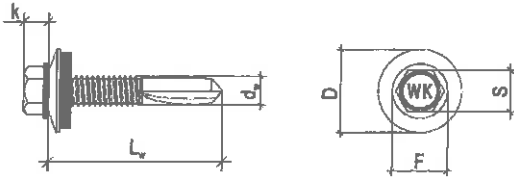
$t_{N,II}$ [mm]	1,50	2,00	2,50	3,00	4,00	5,00	6,00	8,00	10,00	Wood class \geq C24			
$M_{t,nom}$	7 Nm									20 mm	30 mm		
$V_{R,k}$ [kN] for $t_{N,I}$ [mm]	0,50	—	—	—	—	1,53	1,53	1,53	1,53	1,53	—	—	—
	0,55	—	—	—	—	1,53	1,53	1,53	1,53	1,53	—	—	—
	0,63	—	—	—	—	1,88	1,88	1,88	1,88	1,88	—	—	—
	0,75	—	—	—	—	2,50	2,50	2,50	2,50	2,50	—	—	—
	0,88	—	—	—	—	2,87	2,87	2,87	2,87	2,87	—	—	—
	1,00	—	—	—	—	2,89	2,89	2,89	2,89	2,89	—	—	—
	1,13	—	—	—	—	2,89	2,89	2,89	2,89	2,89	—	—	—
	1,25	—	—	—	—	2,89	2,89	2,89	2,89	2,89	—	—	—
	1,50	—	—	—	—	2,89	2,89	2,89	2,89	2,89	—	—	—
	1,75	—	—	—	—	2,89	2,89	2,89	2,89	2,89	—	—	—
	2,00	—	—	—	—	2,89	2,89	2,89	2,89	2,89	—	—	—
$N_{R,k}$ [kN] for $t_{N,I}$ [mm]	0,50	—	—	—	—	3,81	3,81	3,81	3,81	3,81	—	—	—
	0,55	—	—	—	—	3,81	3,81	3,81	3,81	3,81	—	—	—
	0,63	—	—	—	—	3,81	3,81	3,81	3,81	3,81	—	—	—
	0,75	—	—	—	—	3,81	3,81	3,81	3,81	3,81	—	—	—
	0,88	—	—	—	—	3,81	3,81	3,81	3,81	3,81	—	—	—
	1,00	—	—	—	—	3,81	3,81	3,81	3,81	3,81	—	—	—
	1,13	—	—	—	—	3,81	3,81	3,81	3,81	3,81	—	—	—
	1,25	—	—	—	—	3,81	3,81	3,81	3,81	3,81	—	—	—
	1,50	—	—	—	—	3,81	3,81	3,81	3,81	3,81	—	—	—
	1,75	—	—	—	—	3,81	3,81	3,81	3,81	3,81	—	—	—
	2,00	—	—	—	—	3,81	3,81	3,81	3,81	3,81	—	—	—

If both components I and II are made of S320GD the values $V_{R,k}$ may be increased by 8,3%
 If both components I and II are made of S350GD the values $V_{R,k}$ may be increased by 16,6%

WFD, WFD0C, WFDx, WFD-D, A2-WFD, WDD, WDDx, WDD-D, WSB, WSBx, WSB-D, A2-WSB, WSBP, WSPBx, WSPB-D, A2-WSPB, WS, WSx, WS-D, A2-WS, WF, WFOC, WFx, WF-D, A2-WF, WSS, WSSx, WSS-D, A2-WSS, WSSBP, WSSBPx, WSSBP-D, A2-WSSBP, WB6, WB6x, WB6-D, A2-WB6, WB6P, WB6Px, WB6P-D, A2-WB6P
Fastening screws for metal members and sheeting

WSS-5,5 x L, WSSx-5,5 x L, WSS-D-5,5 x L,
 WF-5,5/12 x L, WFx-5,5/12 x L and WF-D-5,5/12 x L
 Self-drilling screws with hexagon head and sealing washer $\varnothing 16$ mm with metal top made of aluminum (A), coated carbon steel (Z) or stainless steel (S)

Annex 25
 of European
 Technical Assessment
 ETA-16/0443

<p>Materials Fastener: stainless steel – SAE 304 bi-metal Washer: EPDM sealing ring with metal top made of aluminum or stainless steel Component I: S280GD, S320GD or S350GD – EN 10346 Component II: S280GD, S320GD or S350GD – EN 10346</p>	
<p>Drilling capacity: $\Sigma t_i \leq 12,0$ mm</p>	
<p>Timber substructures no performance assessed</p>	<p>$d_w = 5,5$ mm $L_w = 19-90$ mm $s = 8$ mm $k = 4,9$ mm</p>

$t_{N,II}$ [mm]	1,50	2,00	2,50	3,00	4,00	5,00	6,00	8,00	10,00	Wood class \geq C24			
$M_{t,nom}$	7 Nm									20 mm	30 mm		
$V_{R,k}$ [kN] for $t_{N,I}$ [mm]	0,50	—	—	—	—	1,53	1,53	1,53	1,53	1,53	—	—	
	0,55	—	—	—	—	1,53	1,53	1,53	1,53	1,53	—	—	
	0,63	—	—	—	—	1,88	1,88	1,88	1,88	1,88	—	—	
	0,75	—	—	—	—	2,50	2,50	2,50	2,50	2,50	—	—	
	0,88	—	—	—	—	2,87	2,87	2,87	2,87	2,87	—	—	
	1,00	—	—	—	—	2,89	2,89	2,89	2,89	2,89	—	—	—
	1,13	—	—	—	—	2,89	2,89	2,89	2,89	2,89	—	—	
	1,25	—	—	—	—	2,89	2,89	2,89	2,89	2,89	—	—	
	1,50	—	—	—	—	2,89	2,89	2,89	2,89	2,89	—	—	
	1,75	—	—	—	—	2,89	2,89	2,89	2,89	2,89	—	—	
2,00	—	—	—	—	2,89	2,89	2,89	2,89	2,89	—	—		
$N_{R,k}$ [kN] for $t_{N,I}$ [mm]	0,50	—	—	—	—	3,81	3,81	3,81	3,81	3,81	—	—	
	0,55	—	—	—	—	3,81	3,81	3,81	3,81	3,81	—	—	
	0,63	—	—	—	—	3,81	3,81	3,81	3,81	3,81	—	—	
	0,75	—	—	—	—	3,81	3,81	3,81	3,81	3,81	—	—	
	0,88	—	—	—	—	3,81	3,81	3,81	3,81	3,81	—	—	
	1,00	—	—	—	—	3,81	3,81	3,81	3,81	3,81	—	—	—
	1,13	—	—	—	—	3,81	3,81	3,81	3,81	3,81	—	—	
	1,25	—	—	—	—	3,81	3,81	3,81	3,81	3,81	—	—	
	1,50	—	—	—	—	3,81	3,81	3,81	3,81	3,81	—	—	
	1,75	—	—	—	—	3,81	3,81	3,81	3,81	3,81	—	—	
2,00	—	—	—	—	3,81	3,81	3,81	3,81	3,81	—	—		

If both components I and II are made of S320GD the values $V_{R,k}$ may be increased by 8,3%
 If both components I and II are made of S350GD the values $V_{R,k}$ may be increased by 16,6%

<p>WFD, WFD0C, WFDx, WFD-D, A2-WFD, WDD, WDDx, WDD-D, WSB, WSBx, WSB-D, A2-WSB, WSBP, WSPBx, WSPB-D, A2-WSPB, WS, WSx, WS-D, A2-WS, WF, WFOC, WFx, WF-D, A2-WF, WSS, WSSx, WSS-D, A2-WSS, WSSBP, WSSBPx, WSSBP-D, A2-WSSBP, WB6, WB6x, WB6-D, A2-WB6, WB6P, WB6Px, WB6P-D, A2-WB6P Fastening screws for metal members and sheeting</p>	<p>Annex 26 of European Technical Assessment ETA-16/0443</p>
<p>A2-WSS-5,5 x L and A2-WF-5,5/12 x L Self-drilling screws with hexagon head and sealing washer $\varnothing 16$ mm with metal top made of aluminum (A) or stainless steel (S)</p>	

<p>Materials Fastener: carbon steel – SAE1022 or 19MnB4 quenched, tempered and galvanized Washer: - Component I: S280GD, S320GD or S350GD – EN 10346 Component II: S280GD, S320GD or S350GD – EN 10346</p>	
<p>Drilling capacity: $\Sigma t_i \leq 12,0$ mm</p>	
<p>Timber substructures no performance assessed</p>	<p>$d_w = 5,5$ mm $L_w = 19-90$ mm $s = 8$ mm $k = 4,9$ mm</p>

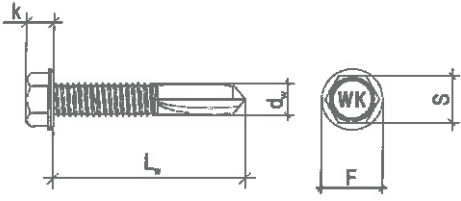
$t_{N,II}$ [mm]	1,50	2,00	2,50	3,00	4,00	5,00	6,00	8,00	10,00	Wood class \geq C24			
$M_{t,nom}$	7 Nm									20 mm	30 mm		
$V_{R,k}$ [kN] for $t_{N,II}$ [mm]	0,50	—	—	—	—	1,53	1,53	1,53	1,53	1,53	—	—	—
	0,55	—	—	—	—	1,53	1,53	1,53	1,53	1,53	—	—	—
	0,63	—	—	—	—	1,88	1,88	1,88	1,88	1,88	—	—	—
	0,75	—	—	—	—	2,50	2,50	2,50	2,50	2,50	—	—	—
	0,88	—	—	—	—	2,87	2,87	2,87	2,87	2,87	—	—	—
	1,00	—	—	—	—	2,89	2,89	2,89	2,89	2,89	—	—	—
	1,13	—	—	—	—	2,89	2,89	2,89	2,89	2,89	—	—	—
	1,25	—	—	—	—	2,89	2,89	2,89	2,89	2,89	—	—	—
	1,50	—	—	—	—	2,89	2,89	2,89	2,89	2,89	—	—	—
	1,75	—	—	—	—	2,89	2,89	2,89	2,89	2,89	—	—	—
	2,00	—	—	—	—	2,89	2,89	2,89	2,89	2,89	—	—	—
$N_{R,k}$ [kN] for $t_{N,II}$ [mm]	0,50	—	—	—	—	0,63	0,63	0,63	0,63	0,63	—	—	—
	0,55	—	—	—	—	0,63	0,63	0,63	0,63	0,63	—	—	—
	0,63	—	—	—	—	0,89	0,89	0,89	0,89	0,89	—	—	—
	0,75	—	—	—	—	1,01	1,01	1,01	1,01	1,01	—	—	—
	0,88	—	—	—	—	1,07	1,07	1,07	1,07	1,07	—	—	—
	1,00	—	—	—	—	1,16	1,16	1,16	1,16	1,16	—	—	—
	1,13	—	—	—	—	1,16	1,16	1,16	1,16	1,16	—	—	—
	1,25	—	—	—	—	1,16	1,16	1,16	1,16	1,16	—	—	—
	1,50	—	—	—	—	1,16	1,16	1,16	1,16	1,16	—	—	—
	1,75	—	—	—	—	1,16	1,16	1,16	1,16	1,16	—	—	—
	2,00	—	—	—	—	1,16	1,16	1,16	1,16	1,16	—	—	—

If both components I and II are made of S320GD the values $V_{R,k}$ may be increased by 8,3%
 If both components I and II are made of S350GD the values $V_{R,k}$ may be increased by 16,6%

WFD, WFD0C, WFDx, WFD-D, A2-WFD, WDD, WDDx, WDD-D, WSB, WSBx, WSB-D, A2-WSB, WSBP, WSPBx, WSPB-D, A2-WSPB, WS, WSx, WS-D, A2-WS, WF, WFOC, WFx, WF-D, A2-WF, WSS, WSSx, WSS-D, A2-WSS, WSSBP, WSSBPx, WSSBP-D, A2-WSSBP, WB6, WB6x, WB6-D, A2-WB6, WB6P, WB6Px, WB6P-D, A2-WB6P
Fastening screws for metal members and sheeting

WSSBP-5,5 x L, WSSBPx-5,5 x L and WSSBP-D-5,5 x L
 Self-drilling screws with hexagon head

Annex 27
 of European
 Technical Assessment
 ETA-16/0443

<p>Materials</p> <p>Fastener: stainless steel – SAE 304 bi-metal</p> <p>Washer: -</p> <p>Component I: S280GD, S320GD or S350GD – EN 10346</p> <p>Component II: S280GD, S320GD or S350GD – EN 10346</p>	 <p style="text-align: right;"> $d_w = 5,5 \text{ mm}$ $L_w = 19-90 \text{ mm}$ $s = 8 \text{ mm}$ $k = 4,9 \text{ mm}$ </p>
<p>Drilling capacity: $\Sigma t \leq 12,0 \text{ mm}$</p>	
<p>Timber substructures</p> <p>no performance assessed</p>	

$t_{N,II}$ [mm]	1,50	2,00	2,50	3,00	4,00	5,00	6,00	8,00	10,00	Wood class \geq C24				
$M_{t,nom}$	7 Nm									20 mm	30 mm			
$V_{R,k}$ [kN] for $t_{N,II}$ [mm]	0,50	0,55	0,63	0,75	0,88	1,00	1,13	1,25	1,50	1,75	2,00	—	—	—
$N_{R,k}$ [kN] for $t_{N,II}$ [mm]	0,50	0,55	0,63	0,75	0,88	1,00	1,13	1,25	1,50	1,75	2,00	—	—	—

If both components I and II are made of S320GD the values $V_{R,k}$ may be increased by 8,3%
 If both components I and II are made of S350GD the values $V_{R,k}$ may be increased by 16,6%

<p>WFD, WFD0C, WFDx, WFD-D, A2-WFD, WDD, WDDx, WDD-D, WSB, WSBx, WSB-D, A2-WSB, WSBP, WSBPx, WSBP-D, A2-WSBP, WS, WSx, WS-D, A2-WS, WF, WFOC, WFx, WF-D, A2-WF, WSS, WSSx, WSS-D, A2-WSS, WSSBP, WSSBPx, WSSBP-D, A2-WSSBP, WB6, WB6x, WB6-D, A2-WB6, WB6P, WB6Px, WB6P-D, A2-WB6P</p> <p>Fastening screws for metal members and sheeting</p>	<p>Annex 28</p> <p>of European Technical Assessment ETA-16/0443</p>
<p>A2-WSSBP-5,5 x L</p> <p>Self-drilling screws with hexagon head</p>	

<p>Materials Fastener: carbon steel – SAE1022 or 19MnB4 quenched, tempered and galvanized Washer: – Component I: S280GD, S320GD or S350GD – EN 10346 Component II: structural timber – EN 14081</p>	
<p>Drilling capacity: -</p>	
<p>Timber substructures For timber substructures performance assessed with: $M_{y,Rk} = 8,91 \text{ Nm}$ $f_{ax,k} = 16,586 \text{ N/mm}^2$ for $l_{ef} \geq 30 \text{ mm}$</p>	<p>$d_w = 6,3 \text{ mm}$ $L_w = 19-90 \text{ mm}$ $s = 10 \text{ mm}$ $k = 5,3 \text{ mm}$</p>

$t_{N,II}$ [mm]	0,50	0,55	0,63	0,75	0,88	1,00	1,25	1,50	Wood class \geq C24		
$M_{t,nom}$	3 Nm								20 mm	30 mm	
V_{Rk} [kN] for $t_{N,II}$ [mm]	0,50	—	—	—	—	—	—	—	—	1,35*	*bearing resistance of component I
	0,55	—	—	—	—	—	—	—	—	1,35*	
	0,63	—	—	—	—	—	—	—	—	1,70*	
	0,75	—	—	—	—	—	—	—	—	2,10*	
	0,88	—	—	—	—	—	—	—	—	2,10*	
	1,00	—	—	—	—	—	—	—	—	2,10*	
	1,13	—	—	—	—	—	—	—	—	2,10*	
	1,25	—	—	—	—	—	—	—	—	2,10*	
	1,50	—	—	—	—	—	—	—	—	2,10*	
	1,75	—	—	—	—	—	—	—	—	2,10*	
	2,00	—	—	—	—	—	—	—	—	2,10*	
N_{Rk} [kN] for $t_{N,II}$ [mm]	0,50	—	—	—	—	—	—	—	—	3,13*	*bearing resistance of component II
	0,55	—	—	—	—	—	—	—	—	3,13*	
	0,63	—	—	—	—	—	—	—	—	3,13*	
	0,75	—	—	—	—	—	—	—	—	3,13*	
	0,88	—	—	—	—	—	—	—	—	3,13*	
	1,00	—	—	—	—	—	—	—	—	3,13*	
	1,13	—	—	—	—	—	—	—	—	3,13*	
	1,25	—	—	—	—	—	—	—	—	3,13*	
	1,50	—	—	—	—	—	—	—	—	3,13*	
	1,75	—	—	—	—	—	—	—	—	3,13*	
	2,00	—	—	—	—	—	—	—	—	3,13*	

WFD, WFD0C, WFDx, WFD-D, A2-WFD, WDD, WDDx, WDD-D, WSB, WSBx, WSB-D, A2-WSB, WSBP, WSPBx, WSPB-D, A2-WSPB, WS, WSx, WS-D, A2-WS, WF, WFOC, WFx, WF-D, A2-WF, WSS, WSSx, WSS-D, A2-WSS, WSSBP, WSSBPx, WSSBP-D, A2-WSSBP, WB6, WB6x, WB6-D, A2-WB6, WB6P, WB6Px, WB6P-D, A2-WB6P
Fastening screws for metal members and sheeting

Annex 29
of European
Technical Assessment
ETA-16/0443

WB6-6,3 x L, WB6x-6,3 x L and WB6-D-6,3 x L
Self-tapping screws with hexagon head

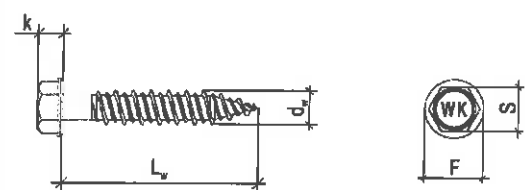
<p>Materials</p> <p>Fastener: carbon steel – SAE1022 or 19MnB4 quenched, tempered and galvanized</p> <p>Washer: EPDM sealing ring with metal top made of aluminum, coated carbon steel or stainless steel</p> <p>Component I: S280GD, S320GD or S350GD – EN 10346</p> <p>Component II: structural timber – EN 14081</p>	
<p>Drilling capacity: -</p>	
<p>Timber substructures</p> <p>For timber substructures performance assessed with:</p> <p>$M_{y,Rk} = 8,91 \text{ Nm}$</p> <p>$f_{ax,k} = 16,586 \text{ N/mm}^2$ for $l_{ef} \geq 30 \text{ mm}$</p>	<p>$d_w = 6,3 \text{ mm}$</p> <p>$L_w = 19-90 \text{ mm}$</p> <p>$s = 10 \text{ mm}$</p> <p>$k = 5,3 \text{ mm}$</p>

$t_{N,II}$ [mm]	0,50	0,55	0,63	0,75	0,88	1,00	1,25	1,50	Wood class \geq C24		
$M_{t,nom}$	3 Nm								20 mm	30 mm	
$V_{R,k}$ [kN] for $t_{N,II}$ [mm]	0,50	0,55	0,63	0,75	0,88	1,00	1,25	1,50	20 mm	30 mm	*bearing resistance of component I
	—	—	—	—	—	—	—	—	—	1,35*	
	—	—	—	—	—	—	—	—	—	1,35*	
	—	—	—	—	—	—	—	—	—	1,70*	
	—	—	—	—	—	—	—	—	—	2,10*	
	—	—	—	—	—	—	—	—	—	2,10*	
	—	—	—	—	—	—	—	—	—	2,10*	
	—	—	—	—	—	—	—	—	—	2,10*	
	—	—	—	—	—	—	—	—	—	2,10*	
	—	—	—	—	—	—	—	—	—	2,10*	
$N_{R,k}$ [kN] for $t_{N,II}$ [mm]	0,50	0,55	0,63	0,75	0,88	1,00	1,25	1,50	20 mm	30 mm	*bearing resistance of component II
	—	—	—	—	—	—	—	—	—	3,13*	
	—	—	—	—	—	—	—	—	—	3,13*	
	—	—	—	—	—	—	—	—	—	3,13*	
	—	—	—	—	—	—	—	—	—	3,13*	
	—	—	—	—	—	—	—	—	—	3,13*	
	—	—	—	—	—	—	—	—	—	3,13*	
	—	—	—	—	—	—	—	—	—	3,13*	
	—	—	—	—	—	—	—	—	—	3,13*	
	—	—	—	—	—	—	—	—	—	3,13*	

WFD, WFD0C, WFDx, WFD-D, A2-WFD, WDD, WDDx, WDD-D, WSB, WSBx, WSB-D, A2-WSB, WSBP, WSPBx, WSPB-D, A2-WSPB, WS, WSx, WS-D, A2-WS, WF, WFOC, WFx, WF-D, A2-WF, WSS, WSSx, WSS-D, A2-WSS, WSSBP, WSSBPx, WSSBP-D, A2-WSSBP, WB6, WB6x, WB6-D, A2-WB6, WB6P, WB6Px, WB6P-D, A2-WB6P
Fastening screws for metal members and sheeting

WB6P-6,3 x L, WB6Px-6,3 x L and WB6P-D-6,3 x L,
 Self-tapping screws with hexagon head and sealing washer $\varnothing 19 \text{ mm}$
 with metal top made of aluminum (A), coated carbon steel (Z)
 or stainless steel (S)

Annex 30
 of European
 Technical Assessment
 ETA-16/0443

<p>Materials</p> <p>Fastener: stainless steel – SAE 304 bi-metal Washer: -</p> <p>Component I: S280GD, S320GD or S350GD – EN 10346</p> <p>Component II: structural timber – EN 14081</p>	
<p>Drilling capacity: -</p>	
<p>Timber substructures</p> <p>For timber substructures performance assessed with:</p> <p>$M_{y,Rk} = 6,83 \text{ Nm}$</p> <p>$f_{ax,k} = 16,586 \text{ N/mm}^2$ for $l_{ef} \geq 30 \text{ mm}$</p>	<p>$d_w = 6,3 \text{ mm}$</p> <p>$L_w = 19-90 \text{ mm}$</p> <p>$s = 10 \text{ mm}$</p> <p>$k = 5,3 \text{ mm}$</p>

$t_{N,II}$ [mm]	0,50	0,55	0,63	0,75	0,88	1,00	1,25	1,50	Wood class \geq C24		
$M_{t,nom}$	3 Nm								20 mm	30 mm	
$V_{R,k}$ [kN] for $t_{N,II}$ [mm]	0,50	0,55	0,63	0,75	0,88	1,00	1,25	1,50	20 mm	30 mm	*bearing resistance of component I
	—	—	—	—	—	—	—	—	—	1,35*	
	—	—	—	—	—	—	—	—	—	1,35*	
	—	—	—	—	—	—	—	—	—	1,70*	
	—	—	—	—	—	—	—	—	—	2,10*	
	—	—	—	—	—	—	—	—	—	2,10*	
	—	—	—	—	—	—	—	—	—	2,10*	
	—	—	—	—	—	—	—	—	—	2,10*	
	—	—	—	—	—	—	—	—	—	2,10*	
	—	—	—	—	—	—	—	—	—	2,10*	
$N_{R,k}$ [kN] for $t_{N,II}$ [mm]	0,50	0,55	0,63	0,75	0,88	1,00	1,25	1,50	20 mm	30 mm	*bearing resistance of component II
	—	—	—	—	—	—	—	—	—	3,13*	
	—	—	—	—	—	—	—	—	—	3,13*	
	—	—	—	—	—	—	—	—	—	3,13*	
	—	—	—	—	—	—	—	—	—	3,13*	
	—	—	—	—	—	—	—	—	—	3,13*	
	—	—	—	—	—	—	—	—	—	3,13*	
	—	—	—	—	—	—	—	—	—	3,13*	
	—	—	—	—	—	—	—	—	—	3,13*	
	—	—	—	—	—	—	—	—	—	3,13*	

WFD, WFD0C, WFDx, WFD-D, A2-WFD, WDD, WDDx, WDD-D, WSB, WSBx, WSB-D, A2-WSB, WSBP, WSPBx, WSPB-D, A2-WSPB, WS, WSx, WS-D, A2-WS, WF, WFOC, WFx, WF-D, A2-WF, WSS, WSSx, WSS-D, A2-WSS, WSSBP, WSSBPx, WSSBP-D, A2-WSSBP, WB6, WB6x, WB6-D, A2-WB6, WB6P, WB6Px, WB6P-D, A2-WB6P
Fastening screws for metal members and sheeting

A2-WB6-6,3 x L
Self-tapping screws with hexagon head

Annex 31
of European
Technical Assessment
ETA-16/0443

<p>Materials Fastener: stainless steel – SAE 304 bi-metal Washer: EPDM sealing ring with metal top made of aluminum or stainless steel Component I: S280GD, S320GD or S350GD – EN 10346 Component II: structural timber – EN 14081</p>	
<p>Drilling capacity: -</p>	
<p>Timber substructures For timber substructures performance assessed with: $M_{y,Rk} = 6,83 \text{ Nm}$ $f_{ex,k} = 16,586 \text{ N/mm}^2$ for $l_{ef} \geq 30 \text{ mm}$</p>	<p>$d_w = 6,3 \text{ mm}$ $L_w = 19-90 \text{ mm}$ $s = 10 \text{ mm}$ $k = 5,3 \text{ mm}$</p>

$t_{N,II}$ [mm]	0,50	0,55	0,63	0,75	0,88	1,00	1,25	1,50	Wood class \geq C24		
$M_{t,nom}$	3 Nm								20 mm	30 mm	
$V_{R,k}$ [kN] for $t_{N,II}$ [mm]	0,50	0,55	0,63	0,75	0,88	1,00	1,25	1,50	20 mm	30 mm	*bearing resistance of component I
	—	—	—	—	—	—	—	—	—	1,35*	
	—	—	—	—	—	—	—	—	—	1,35*	
	—	—	—	—	—	—	—	—	—	1,70*	
	—	—	—	—	—	—	—	—	—	2,10*	
	—	—	—	—	—	—	—	—	—	2,10*	
	—	—	—	—	—	—	—	—	—	2,10*	
	—	—	—	—	—	—	—	—	—	2,10*	
	—	—	—	—	—	—	—	—	—	2,10*	
	—	—	—	—	—	—	—	—	—	2,10*	
$N_{R,k}$ [kN] for $t_{N,II}$ [mm]	0,50	0,55	0,63	0,75	0,88	1,00	1,25	1,50	20 mm	30 mm	*bearing resistance of component II
	—	—	—	—	—	—	—	—	—	3,13*	
	—	—	—	—	—	—	—	—	—	3,13*	
	—	—	—	—	—	—	—	—	—	3,13*	
	—	—	—	—	—	—	—	—	—	3,13*	
	—	—	—	—	—	—	—	—	—	3,13*	
	—	—	—	—	—	—	—	—	—	3,13*	
	—	—	—	—	—	—	—	—	—	3,13*	
	—	—	—	—	—	—	—	—	—	3,13*	
	—	—	—	—	—	—	—	—	—	3,13*	

WFD, WFD0C, WFDx, WFD-D, A2-WFD, WDD, WDDx, WDD-D, WSB, WSBx, WSB-D, A2-WSB, WSBP, WSPBx, WSPB-D, A2-WSPB, WS, WSx, WS-D, A2-WS, WF, WFOC, WFx, WF-D, A2-WF, WSS, WSSx, WSS-D, A2-WSS, WSSBP, WSSBPx, WSSBP-D, A2-WSSBP, WB6, WB6x, WB6-D, A2-WB6, WB6P, WB6Px, WB6P-D, A2-WB6P
Fastening screws for metal members and sheeting

Annex 32
of European
Technical Assessment
ETA-16/0443

A2-WB6P-6,3 x L
Self-tapping screws with hexagon head and sealing washer $\varnothing 19 \text{ mm}$ with metal top made of aluminum (A) or stainless steel (S)

Determination of Design Values

1. Determination of Design Shear Resistance

The determination of the design values of the shear resistance depends on the type of supporting substructure.

For Metal Substructures the following applies:

The design values $V_{R,d}$ of the shear resistance are the characteristic values of the shear resistance divided by the recommended partial safety factor $\gamma_M = 1,33$. The recommended partial safety factor γ_M should be used in cases where no value is given in national regulations of the Member State where the fastening screws are used.

For Timber Substructures the following applies:

The design values $V_{R,d}$ of the shear resistance are the characteristic values of the shear resistance multiplied by k_{mod} according to EN 1995-1-1, Table 3.1, and divided by the recommended partial safety factor $\gamma_M = 1,33$. If failure of the metal component with the thickness t_1 and not failure of the timber substructure is the relevant failure mode then $k_{mod} = 1.0$.

The recommended partial safety factor γ_M should be used in cases where no value is given in national regulations of the Member State where the fastening screws are used.

2. Determination of Design Pull-through, Pull-out and Tension Resistance

The design values of the pull-through resistance are the characteristic values of the pull-through resistance divided by the recommended partial safety factor $\gamma_M = 1,33$. The recommended partial safety factor γ_M should be used in cases where no value is given in national regulations of the Member State where the fastening screws are used.

The determination of the design values of the pull-out resistance depends on the type of substructure.

For Metal Substructures the following applies:

The design values of the pull-out resistance are the characteristic values of the pull-out resistance divided by the recommended partial safety factor $\gamma_M = 1,33$. The recommended partial safety factor γ_M should be used in cases where no value is given in national regulations of the Member State where the fastening screws are used.

For Timber Substructures the following applies:

The design values of the pull-out resistance are the characteristic values of the pull-out resistance multiplied by k_{mod} according to EN 1995-1-1, Table 3.1, and divided by the recommended partial safety factor $\gamma_M = 1,33$. The recommended partial safety factor γ_M should be used in cases where no value is given in national regulations of the Member State where the fastening screws are used.

The design tension resistance $N_{R,d}$ is the minimum value of the design values of either pull-through resistance or relevant pull-out resistance for the corresponding connection.

3. Design Resistance in case of combined Tension and Shear Forces (interaction)

In case of combined tension and shear forces the linear interaction formula according to EN 1993-1-3, section 8.3 (8) or EN 1999-1-4, section 8.1 (7) should be taken into account.

WFD, WFD0C, WFDx, WFD-D, A2-WFD, WDD, WDDx, WDD-D, WSB, WSBx, WSB-D, A2-WSB, WSBP, WSPBx, WSPB-D, A2-WSBP, WS, WSx, WS-D, A2-WS, WF, WFOC, WFx, WF-D, A2-WF, WSS, WSSx, WSS-D, A2-WSS, WSSBP, WSSBPx, WSSBP-D, A2-WSSBP, WB6, WB6x, WB6-D, A2-WB6, WB6P, WB6Px, WB6P-D, A2-WB6P
Fastening screws for metal members and sheeting

Determination of Design Values

Annex 33
of European
Technical Assessment
ETA-16/0443

