

DECLARATION

We **IDEAL MAKİNA ENDÜSTRİ ÜRÜNLERİ SAN. VE TİC. A.Ş.**, who are official manufacturers of Oxygen Generator System & accessories, IDEAL MAKİNA Company having factories at Emek, Ordu Cd. No:16, 34785 Dudullu Osb/Sancaktepe/İstanbul do hereby confirm that the parameters of the **Ramp with spare cylinders** as the below listed specifications :

Ramp with spare cylinders	yes model	Yes ,Model MOS-4M
The ramp with the spare cylinders to be mounted installed in a box / annex with secured doors with a lock.	yes, outside the oxygen station container	Yes, the annex with secure doors included, intended for installation outside the container
Oxygen distribution system from 40 l cylinders	Yes	Yes, distribution system for 40 l cylinders
Total flow	≥ 30 m3h	Yes, flow in range of 30 - 60 m3/h
Bottle location: 2x2	Yes	Yes, 2 x 2
Automatic collector change panel	Yes	Yes
The ramp with spare cylinders, which in the event of a pressure drop in the hospital's oxygen system, will automatically open the supply of oxygen from the cylinders	Yes	Yes, function is included
High pressure connection ramp with return valve (4 cylinders)	yes, 4 cylinder	Yes, for 4 cylinders
Connecting the ramps to the reduction system-2 units	Yes	Yes, 2 reduction system units
Connecting the cylinders to the ramps	4 cylinder	Yes
Protective fixing system for 4 cylinders	Yes	Yes included
Standard: HTM 02-01 / ISO 7396-1	Yes	Yes all medical gas products are manufactured according to EN ISO 7396-1 and HTM 02-01 standards.
Standard for flexible high pressure connections through which oxygen cylinders are connected to the ramp	ISO 21969 / DIN EN 477-1 or similar	Yes, flexible high pressure connections according to ISO 21969 / DIN EN 477-1 standards.
Oxygen cylinders included, filled with oxygen	yes, 4 cylinder	Yes, 4 filled cylinders with oxygen
Presentation of the CE Certificate/Declaration of Conformity	Yes	Yes

Alpaslan Tekin
General Manager
Dated on 17.02.2023



İDEAL MAKİNA END. ÜRÜN. SAN. VE TİC. A.Ş.
Esenkent Mh. Nato Yolu Cd. No:277 34776 Ümraniye-İST.
Sarıgazi V.D. 470 097 1528 Tic. Sic. No: 530388
www.idealmakina.com

MEDICAL DEVICES CHANGE CONFIRMATION FORM

The validity of the Change Confirmation Form expires when the validity period of related EC Certificate/s expires. The Change Confirmation Form alone has no function.

Company Name : Üzümcü Tıbbi Cihaz ve Medikal Gaz Sistemleri San. ve Tic. A.Ş.

Company Address : Oğulbey Mahallesi 3058. Cad. No:2 Gölbaşı ANKARA / TURKEY

Related Directive : 93/42/EEC Medical Devices Directive

Definition of Change : Surgical Aspirator Device Portable Series, 10217 GMDN number has been changed to 47367.
Surgical Aspirator Device Novela Series, 10217 GMDN number has been changed to 63642.

Number of Related Certificate : M.2019.106.12408

Report Number : MD.3754

Issue Date : 05.10.2021

Revision Date : 04.07.2022

Revision Number : 01



UDEM International Certification
Auditing Training Centre Industry
and Trade Inc. Co.

UDEM declares that the mentioned changes have been confirmed as non-significant changes according to MDR Article 120(3) and MDCG 2020-3 with this Change Confirmation Form. This form has been prepared to be shared with authorities or third parties upon request.



Address: Mutlukent Mahallesi 2073 Sokak (Eski 93 Sokak) No:10 Çankaya – Ankara – TURKEY
Phone: +90 0312 443 03 90 **Fax:** +90 0312 443 03 76
E-mail: info@udem.com.tr www.udem.com.tr

REVISION REVIEW APPROVAL FORM

When the validity period of the EC/ Design (if exists) Certificate to which it is attached expires, the validity period of the Revision Review Approval Form will also expire. Revision Review Approval Form has no function if used alone.

Company Name : Üzümcü Tıbbi Cihaz ve Medikal Gaz Sistemleri San. ve Tic. A.Ş.

Company Address : Oğulbey Mahallesi 3058. Cad. No:2 Gölbaşı ANKARA / TURKEY

Related Directive : 93/42/EEC Medical Devices Directive

Definition of Change : Company Adress Change.

Certificate Number Which It is Attached : M.2019.106.12408

Report Number : MD.3754

Issue Date : 05.10.2021

Revision Date : -

Revision Number : 00


UDEM International Certification
Auditing Training Centre Industry
and Trade Inc. Co.

Revision Review Approval Form has been prepared for the products mentioned above. UDEM declares that the listed products are non-significant changes according to MDR Article 120-3 and MDCG 2020-3. This form has been prepared to be shared with authorized authorities and 3rd parties upon request.



Address: Mutlukent Mahallesi 2073 Sokak (Eski 93 Sokak) No:10 Çankaya – Ankara – TURKEY
Phone: +90 0312 443 03 90 **Fax:** +90 0312 443 03 76
E-mail: info@udem.com.tr www.udem.com.tr



EC CERTIFICATE

Full Quality Assurance System Medical Devices Directive 93/42/EEC Annex II (Excluding Section 4)

Company Name : Üzümcü Tıbbi Cihaz Ve Medikal Gaz Sistemleri San. ve Tic. A.Ş.

Company Address : Oğulbey Mah. Kumludere Cad. No:1/1A Gölbaşı ANKARA / TURKEY

Related Directives and Annex : 93/42/EEC Medical Devices Directive - Annex II (Excluding Section 4)

Product : Medical Gas System and Electrosurgical Products - Class IIb, IIa

GMDN : 10217, 42549, 36271, 35630, 36810, 37512, 34849, 47860, 47860, 43438, 44809, 15615, 36778, 35030, 11067

Product Types are attached.

Certificate Number : M.2019.106.12408
Report Number : MD.3754.IB
Initial Assessment Date : 28.05.2019
Registration Date : 09.08.2019
Revision Date /No : 26.08.2020/02
Expiry Date : 27.05.2024



UDEM International Certification
Auditing Training Centre Industry
and Trade Inc. Co.

UDEM hereby declares that the requirements of Annex II, excluding section 4 of the 93/42/EEC Directive have been met for the listed products. The above named manufacturer has established and applies a quality assurance system, which is subject to periodic surveillance audits, defined by Annex II, section 5 of the forementioned directive. According to Annex II, section 4 an EC design- examination certificate is required for placing the Class III devices on the market. UDEM's responsibility for class I devices covered by the EC certificate is limited to manufacturing issues related to safeguarding and maintaining sterile conditions, if the device is sterile; and manufacturing issues related to product's conformity with metrological requirements, if it has measurement function. This certificate remains as the property of UDEM International Certification Auditing Training Centre Industry and Trade Inc. Co. to whom it must be returned upon request. The above named company and UDEM must keep a copy of this certificate for 5 years from the registration of the certificate. Usage of the CE mark is under the responsibility of the manufacturer with the completion of EC Declaration of Conformity. The above mentioned company must notify all changes related with the approved product to UDEM. If UDEM will not renew the expiry date of this certificate in question, the mentioned



Address: Mutlukent Mahallesi 2073 Sokak (Eski 93 Sokak) No:10 Çankaya – Ankara – TURKEY
Phone: +90 0312 443 03 90 **Fax:** +90 0312 443 03 76
E-mail: info@udemtld.com.tr www.udem.com.tr

Medical Gas Systems					
Flowmeter - Class IIb GMDN: 42549					
Models					
1200.05	1200.10	1200.15	1200.25	1200.30	1200.00B
1200.00N	1200.00E	1200.05U	1200.10U	1200.15U	1274.00
1200.20U	1220.05	1220.10	1220.15	1220.20	1222.05
1230.05	1230.10	1230.15	1270.00	1273.00	
Bed Head Units and Pendants					
Bed Head Units – Class IIb GMDN: 36271					
1000.10	1000.60	1030.10	1035.20	1035.75	1040.30
1000.20	1000.70	1030.20	1035.30	1040.09	1045.10
1000.30	1000.85	1030.30	1035.55	1040.10	1045.20
1000.50	1000.95	1035.10	1035.65	1040.20	1065.10
1065.11	1065.13	1065.15	1065.30	1070.30	
1065.12	1065.14	1065.20	1068.10	1070.50	
Bed Head Units and Pendants					
Pendants - Sınıf IIb GMDN: 35630,36810					
5070.30	5070.50	5070.65	5070.75L	5070.81	1085.80
5070.40	5070.60	5070.75	5070.80	5075.45	1085.90
5070.45	5070.61	5070.76	5070.80L	5075.50	
Medical Gas Terminal Units / Medical Gas Outlets and Probes / Medical Gas Outlets - Class IIb GMDN: 36271					
Models					
1001.05	1001.59	1003.59	1004.58	1005.52	1001.05
1001.50	1003.50	1004.05	1004.59	1005.58	1001.50
1001.51	1003.51	1004.50	1005.05	1005.59	1001.51
1001.52	1003.52	1004.51	1005.50	1008.51	1001.52
1001.58	1003.58	1004.52	1005.51		1001.58
Medical Gas Terminal Units / Medical Gas Outlets and Probes / Vacuum Outlets - Class IIb GMDN: 37512					
Models					
1002.05	1002.51	1002.58	1002.50	1002.52	1002.59
Medical Gas Terminal Units / Medical Gas Outlets and Probes / AGSS - Anaesthetic Gas Scavenging Outlets and Probes					
- Class IIb GMDN: 34849					
Models					
1007.05	1007.10	1017.10	1607.05	1607.10	2027.10
Medical Gas Terminal Units / Medical Gas Outlets and Probes / Probes for Compressed Medical Gases					
- Class IIb GMDN: 36271					
Models					
1601.05	1603.10	1604.15	1241.05	1243.10	1245.15
1601.10	1603.15	1605.05	1241.10	1243.15	1246.05
1601.15	1604.05	1605.10	1241.15	1245.05	1246.10
1603.05	1604.10	1605.15	1243.05	1245.10	1246.15
Medical Gas Terminal Units / Medical Gas Outlets and Probes / Probes for Vacuum					
- Class IIb GMDN: 37512					
Models					
1602.05	1602.15	1242.10	1244.05	1244.15	
1602.10	1242.05	1242.15	1244.10		

Regulators for Use with Medical Gases / Pressure Regulators for Terminal Units (OTC included) - Class IIb GMDN: 47860					
Models					
1401.05	1403.05	1404.05	1405.05	OTC-50	
1401.10	1403.10	1404.10	1405.10	OTC-51	
1401.15	1403.15	1404.15	1405.15	OTC-52	
1401.05	1403.05	1404.05	1405.05	OTC-50	
Regulators for Use with Medical Gases / High Pressure Reducers - Class IIb GMDN: 47860					
Models					
4000.10	4000.15	4000.30	4000.80		
4000.10A	4000.15A	4000.30A	4000.80A		
Regulators for Use with Medical Gases / Regulators for Use with Cylinders - Class IIb GMDN: 43438					
Models					
OBR-50	OBR-51	OBR-80			
Regulators for Use with Medical Gases / Regulators for Use with Terminal Units - Class IIb GMDN: 44809					
Models					
1402.05	1402.10R	1422.10	1520.00D		
1402.10	1402.15R	1422.15	1420.20D		
1402.15	1420.20N	1422.20	1420.20B		
1402.05R	1422.05	1520.00B	1520.00N		
Pipelines and Stations for Medical Gases / Area Gas Control Boxes- Class IIb GMDN: 36271					
Models					
956280601	956280603	956280901	956280903	956281201	956281203
956281501	956281503	956280302	956280304	956280602	956280604
956280902	956280904	956281202	956281204	956281502	956281504
956280301	956280303				
Pipelines and Stations for Medical Gases / Oxygen Station- Class IIb GMDN: 36271					
Models					
MOS-4M	MOS-10	MOS-16	MOS-30	MTO-2	
MOS-6	MOS-11	MOS-20	MOS-40		
Pipelines and Stations for Medical Gases / Nitrous Oxide Station- Class IIb GMDN: 36271					
Models					
MAS-4M	MAS-10	MAS-16	MAS-30	MTA-2	
MAS-6	MAS-11	MAS-20	MAS-40		
Pipelines and Stations for Vacuum / Vacuum Station (Vertical)- Class IIb GMDN: 15615					
Models					
VRD-42		VRD-102	VRD-202		
VRT-43		VRT-103	VRT-203		
Pipelines and Stations for Vacuum / Vacuum Station (Horizontal)- Class IIb GMDN: 15615					
Models					
VYD-42		VYD-102	VYD-202		
VYT-43		VYT-103	VYT-203		
Pipelines and Stations for Vacuum / Vacuum Station (Mini)- Class IIb GMDN: 15615					
Models					
VPY-70					
Central Vacuum Trolley- Class IIa GMDN: 36778					
Models					

This document containing 3 (three) pages is the Annex of the Certificate with the revision number 02, with the number M.2019.106.12408 and with the registration date of 09.08.2019 and with the revision date of 26.08.2020 issued for "Üzümçü Tıbbi Cihaz Ve Medikal Gaz Sistemleri San. ve Tic. A.Ş." by UDEM Uluslararası Belgelendirme Denetim Eğitim Merkezi San. ve Tic. A.Ş. that is giving service as Notified Body with the ID No: 2292 according to 93/42/EEC Medical Devices Directive.

30400	30402	30403	30405
Electrosurgical Units			
Electrosurgical Cautery- Class IIb GMDN: 35030			
Models			
EK-160	EK-250	EK-410	
Cryotherapy Device - Class IIa GMDN: 11067			
Models			
KRY-10	KRY-10S		
Surgical Suctions Mobile Series – Class IIa GMDN: 10217			
Models			
Amb	PA-1R	PA-2	PA-2S
Surgical Suctions Novela Series – Class IIa GMDN: 10217			
Models			
Novela	Novela Extractor	Vela	



UZTECH

MEDICAL GAS SYSTEMS

**Uztech.
Reliable Solutions in
Critical Areas.**

Uztech is a leading medical gas equipment manufacturer with its high quality and solution oriented products.

Uztech offers full range of modern gas network equipment starting from medical gas plants to medical gas outlets.

Uztech medical gas products are manufactured according to EN ISO 7396-1 and HTM 02-01 standards. As a clear sign of sense of responsibility in healthcare sector, Uztech production facility has ISO 9001, ISO 13485 and ISO 45001 quality management system certifications.

Uztech has been manufacturing medical gas equipment since 1969 and reached more than 90 countries worldwide with its products and services.



01

Patient Bed Head Units 04-05




02

Pendants 06-09



03

Medical Gas Outlets and
Accessories 10 - 23



05

Copper Tubes 24-25




04

Medical Gas Plants 26-43





06

Nurse Call Systems 44-48



Copper Pipe Label

Model No	Explanation
2004.01	Oxygen 250 pcs
2004.02	Vacuum 250 pcs
2004.03	Air 250 pcs
2004.04	Nitrogen 250 pcs
2004.05	Agss 250 pcs



Copper Tubes

Pipeline solutions for medical installations

- Medical copper tubes are degreased and marked according to EN 13348 System in accordance with requirement of the medical gas market.
- Straight copper tube is available in 4m lengths and individually red capped.
- Wooden case packing for export deliveries

Specific Benefits Include:

- Specially cleaned copper tubes for medical gas and vacuum systems. Superseding earlier 'hybridised' copper tube standards such as BS EN1057 & BS 2871 Part 1 quoted in HTM 2022 & NHS engineering spec.
- Tighter limits on cleanliness determination.

Model No	Explanation	Thickness	Working Pressure	Length
1006.08	8 mm	1,0 mm	84 bar	4 m
1066.10	10 mm	0,6 mm	84 bar	4 m
1006.10	10 mm	1,0 mm	84 bar	4 m
1066.12	12 mm	0,6 mm	77 bar	4 m
1006.12	12 mm	1,0 mm	77 bar	4 m
1076.15	15 mm	0,7 mm	63 bar	4 m
1006.15	15 mm	1,0 mm	63 bar	4 m
1006.22	22 mm	1,0 mm	58 bar	4 m
1006.28	28 mm	1,0 mm	51 bar	4 m
1156.28	28 mm	1,5 mm	51 bar	4 m
1006.35	35 mm	1,0 mm	40 bar	4 m
1156.35	35 mm	1,5 mm	40 bar	4 m
1006.42	42 mm	1,0 mm	42 bar	4 m
1156.42	42 mm	1,5 mm	42 bar	4 m
1156.54	54 mm	1,5 mm	27 bar	4 m
1206.54	54 mm	2,0 mm	27 bar	4 m
1156.76	76 mm	1,5 mm	29 bar	4 m
1206.76	76 mm	2,0 mm	29 bar	4 m
1206.108	108 mm	2,0 mm	16 bar	4 m
1256.108	108 mm	2.5 mm	16 bar	4 m

Fittings & Accessories

- UZTECH's end feed fittings, manufactured according to BS EN 1254-1; 1998 are seamless, monoblock fittings, which makes them stronger and easier to use.
- Biostatic composition of the copper material inhibits bacterial growth on its surface
- End connections: Copper x Copper
- Lightweight, strong and corrosion resistant
- Unaffected by sunlight, has no special storage requirements and does not produce toxic fumes in a fire.
- All fittings supplied contain less than 100mg/m² (0.01mg cm²) of hydrocarbons on the degreased surface.



				
	Elbow 90	Equal T	Coupling	Reducer
<i>Diameter</i>	<i>Model No</i>	<i>Model No</i>	<i>Model No</i>	<i>Model No</i>
10 mm	1506.10	1506.20	1506.30	1506.40 / 12x10 mm
12 mm	1506.11	1506.21	1506.31	1506.41 / 15x12 mm
15 mm	1506.12	1506.22	1506.32	1506.42 / 22x12 mm
22 mm	1506.13	1506.23	1506.33	1506.43 / 15x22 mm
28 mm	1506.14	1506.24	1506.34	1506.44 / 15x28 mm
35 mm	1506.15	1506.25	1506.35	1506.45 / 22x28 mm
42 mm	1506.16	1506.26	1506.36	1506.46 / 22x35 mm
54 mm	1506.17	1506.27	1506.37	1506.51 / 54x22 mm
76 mm	1506.18	1506.28	1506.38	1506.52 / 54x28 mm
				1506.50 / 54x35 mm
				1506.53 / 76x54 mm
				1506.47 / 35x28 mm
				1506.48 / 35x42 mm
				1506.49 / 54x42 mm

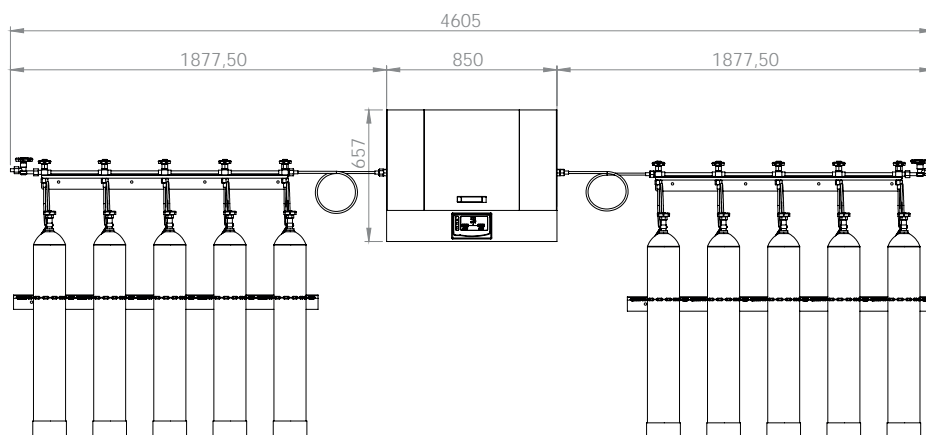
Copper Pipe Clips

- UZTECH designed clips used as copper tube supports on ceilings and walls.
- Can be mounted directly on the wall or mounted by rail.
- Single and jointed usage
- Color coded clips compatible with gas standard
- Halogen free, non-flammable material



<i>Explanation</i>	<i>Blue</i>	<i>White</i>	<i>Gray</i>	<i>Yellow</i>
Hook 10 - 12 mm	1606.00	1606.10	1606.20	1606.30
Hook 15 mm	1606.01	1606.11	1606.21	1606.31
Hook 22 mm	1606.02	1606.12	1606.22	1606.32
Hook 28 mm	1606.03	1606.13	1606.23	1606.33
Hook 35 mm	1606.04	1606.14	1606.24	1606.34
Hook 42 mm	1606.05	1606.15	1606.25	1606.35
Hook 54 mm	1606.06	1606.16	1606.26	1606.36

<i>Model No</i>	<i>Explanation</i>
1606.40	Hook Rail
1606.41	Stopper
1606.42	Distance



Central Gas Station for O₂, N₂O and CO₂

- Designed to provide continuous gas supply to the hospital
- System enables to change cylinders without any interruption on gas supply
- Alternative capacities for different gas types and hospital consumption amount

Oxygen Station	Model No	MOS-4M	MOS-6	MOS-10	MOS-11	MOS-16	MOS-20	MOS-30	MOS-40	MTO-2
	Article Code	66.1063	66.1064	66.1065	66.1338	66.1066	66.1067	66.1068	66.1069	66.1062
Nitrous oxide Station	Model No	MAS-4M	MAS-6	MAS-10	MAS-11	MAS-16	MAS-20	MAS-30	MAS-40	MTA-2
	Article Code	66.1070	66.1071	66.1072	66.1073	66.1341	66.1074	66.1342	66.1075	66.1578
Pressure Reducer 100 m ³ /h		-	-	-	1 pc	1 pc	1 pc	1 pc	1 pc	-
Pressure Reducer 35 m ³ /h		1 pc	1 pc	1 pc	-	-	-	-	-	1 pc
Cylinder Qty		2x2 pcs	2x3 pcs	2x5 pcs	2x5 pcs	2x8 pcs	4x5 pcs	6x5 pcs	8x5 pcs	2 pcs
Bed Qty (for O ₂ station)		30	30	50	30-50	40-70	70-100	100-150	150-200	5-10



4000.10A

Manifold System with Double Regulator: 4000.10/4000.10A

- Fully automatic manifold control system
- Designed to provide a control on standby and in use cylinders
- Maintains a constant delivery pressure

- **Working Mode** : 2 stage, 2 regulators
- **Capacity** : 100 – 150 m³/h
- **Inlet dia** : 1/2"
- **Outlet dia** : 22 mm
- **Inlet pressure (max)** : 220 bar
- **Outlet pressure** : 4-6 bar
- **Automation** : Fully Automatic
- **Dimensions (WxLxH)** : 230x657x850 mm

Model No	Article Code
4000.10	66.1085
4000.10A	66.1087



^ 4000.15


Manifold System with Double Regulator: 4000.15/4000.15A

- Fully automatic manifold control system
- Designed to provide a control on standby and in use cylinders
- Maintains a constant delivery pressure

- **Working Mode** : 2 stage, 2 regulators
- **Capacity** : 35-40 m³/h
- **Inlet dia** : 1/2"
- **Outlet dia** : 22 mm
- **Inlet pressure (max)** : 220 bar
- **Outlet pressure** : 4-6 bar
- **Automation** : Fully Automatic
- **Dimensions (WxLxH)** : 190x620x590 mm

Model No	Article Code
4000.15	66.1086
4000.15A	66.1088





High Pressure Reducer, Single Regulator:

- Working Mode : 1 stage, 1 regulator
- Capacity : 100 m³/h
- Inlet dia : 1/2"
- Outlet dia : 22 mm
- Inlet pressure (max) : 220 bar
- Outlet pressure : 4-6 bar

Model No	Article Code
4000.30	66.1089
4000.30A	90.1560

High Pressure Reducer, Single Regulator:

- Working Mode : 1 stage, 1 regulator
- Capacity : 35 m³/h
- Inlet dia : 1/2"
- Outlet dia : 12 mm
- Inlet pressure (max) : 220 bar
- Outlet pressure : 4-6 bar

Model No	Article Code
4000.80	66.1091
4000.80A	66.1092



Cylinder Ramp:

- Alternative models for connection of 1, 2, 3, 4 or 5 cylinders
- Made of galvanized steel, brass headers and copper pipe

Model No	Length mm	Article Code
2200.10, Single	180 mm	90.1555
2200.20, Double	330 mm	90.1556
2200.30, Triple	630 mm	90.1557
2200.40, Quadruple	930 mm	90.1558
2200.50, Quintuple	1230 mm	90.1559

Cylinder Fixing Chain:

- Designed to fix the cylinders safely
- Alternative models for connection of 1, 2, 3, 4 or 5 cylinders

Model No	Length mm	Article Code
2200.81, Single	180 mm	66.1093
2200.82, Double	330 mm	66.1094
2200.83, Triple	630 mm	90.1561
2200.84, Quadruple	930 mm	90.1562
2200.85, Quintuple	1230 mm	66.1097



Tail Pipe:

- Used for connecting the cylinders to cylinder ramp
- Length 140 cm, made of copper pipe
- Gas specific thread for O₂, N₂O, CO₂ and medical gas cylinders
- Nut diameter: 1/2"

Model No	Gas Type	Cylinder nut dia	Article Code
• 2001.01	Oxygen (bull-nose)	5/8 (Male)	61.1167
• 2006.00	Carbondioxide	Ø 21.8 mm, 1/14	67.1340
• 2001.00	Oxygen	3/4"	90.1553
• 2003.00	Nitrousoxide	3/8"	90.1554



Flexible Connection
66.1079



Discharge Valve
66.1076

Pressure Sensor:

- Pressure sensors are used in digital alarm panels to detect the high and low pressure

Positive Pressure Transmitter Specs:

- Measurement range : 0 - 250bar
- Signal output : 4 - 20mA
- Mechanical connection : G 1/4 "
- Electrical connection : 2m
- Feeding voltage : 8 - 32V



Model No	Description	Article Code
4400.PB	Positive Pressure Sensor; max. 10 bar	67.1065
4400.VB	Vacuum Sensor; -1/0 bar	67.1108
4400.YB	High Pressure Reducer Sensor; Max. 250 bar	67.1250

Medical Gas Ball Valve:

- Designed and specially cleaned to use in medical gas system
- 16 bar pressure resistance



Model	Pipe Dia.	Article Code
2800.10	10 mm	66.1317
2800.12	12 mm	66.1399
2800.15	15 mm	66.1357
2800.22	22 mm	66.1318
2800.28	28 mm	66.1358
2800.35	35 mm	66.1319
2800.42	42 mm	66.1320
2800.54	54 mm	66.1409



Area Gas Control Panels:

- Suitable for O₂, N₂O, AIR₄, AIR₇ and VAC
- On plaster and under plaster models
- Lockable covers with emergency access lock system
- Manometer window enables to follow gauge values externally

Explanation	Under Plaster Version Article Code	On Plaster Version Article Code
1 gas w/o alarm	66.1098	66.1108
1 gas with alarm	66.1103	66.1113
2 gas w/o alarm	66.1508	66.1109
2 gas with alarm	66.1104	66.1114
3 gas w/o alarm	66.1509	66.1110
3 gas with alarm	66.1105	66.1115
4 gas w/o alarm	66.1510	66.1111
4 gas with alarm	66.1105	66.1116
5 gas w/o alarm	66.1511	66.1112
5 gas with alarm	66.1107	66.1117



Digital Alarm Panels:

- Alternative solutions from 1 gas to 5 gas
- Monitoring of instant gas pressure values on the screen
- Visual and voice alarms for high and low pressure values
- Visual indicators for power, high pressure, low pressure and standard run

Model No	Capacity	Article Code
4401.11	Single Gas (P/V)	67.1102
4402.21	Double Gas (P/V), (P/P)	67.1103
4403.31	Triple Gas (P/P/V), (P/P/P)	67.1104
4405.51	Five Gas	67.1105



Central Alarm Panels: 4430.05

- Designed to be used in manifold systems of O₂ and N₂O
- Controls the values of central gas systems
- Visual and voice alarms for high and low pressure values



AVSU Module

Description

Area Valve Service Unit Module is used to provide independent zone within the medical gas pipeline. Uztech AVSU modules are manufactured according to EN ISO 7396-1 and HTM 02-01 standards.

Classification

- AVSU Modules Unit is manufactured HTM 02-01, HTM 2022, EN ISO 7396-1 and BS EN 15908.

Services

- Oxygen
- Nitrous Oxide
- Medical Air 4 bar
- Surgical Air 7 bar
- Medical Vacuum

Features

- Controls up to 5 gases
- Lock system with emergency access
- Easy monitoring
- On plaster and under plaster versions
- Electrostatic painted main body

Alarm Unit

- Local Area Alarm

Pressure Switches

- Pressure switches can be fitted inside the box to enable local monitoring.

Explanation	Under Plaster Version	On Plaster Version
3 gas w/o alarm	AVSU-30	AVSU-31
3 gas with alarm	AVSU-30A	AVSU-31A
4 gas w/o alarm	AVSU-40	AVSU-41
4 gas with alarm	AVSU-40A	AVSU-41A
5 gas w/o alarm	AVSU-50	AVSU-51
5 gas with alarm	AVSU-50A	AVSU-51A

UZTECH[®]

MEDICAL GAS SYSTEMS

Headquarters & Factory

Oğulbey Mah. 3058 Cad. No:2
06830 Gölbaşı / Ankara, TÜRKİYE

İstanbul Region Headquarters

Oruç Reis Mahallesi Tekstilkent Cad.
Tekstilkent Koza Plaza B Blok - Kat 10
34235 Esenler / İstanbul, TÜRKİYE

t: +90.312.615 53 53

f: +90.312.615.53 90

www.uzumcu.com.tr



© UZTECH is a registered trademark of ÜZÜMCÜ



Central Gas Station for O2, N2O and CO2

It is guaranteed the continuity of medical gas supply in cylinder medical gas systems. The system consists of two parts including one reserve. When the pressure falls below a certain limit, the second system is automatically activated and so continuity can be ensured.

There are two high pressure regulators with 120 m³/h capacity in the automatic control panel of the plant. Plants are equipped with non-return valves, in order to prevent discharge of the gas in the cylinders, during the replacement of the cylinders or in case of leakage from the pipeline. If the pressure of the gas in the operating cylinder group drops below 5 bar, control panel automatically transfers gas flow from working group to standby group by automatic changeover. Automatic Changeover is carried out by solenoid valves. Even if a power failure, The gas flow in the hospital is not interrupted.



OXYGEN STATION	MODEL	MOS-4	MOS-6	MOS-10	MOS-11	MOS-16	MOS-20	MOS-30	MOS-40	MTO-2
	ARTICLE CODE	66.1063	66.1064	66.1065	66.1338	66.1066	66.1067	66.1068	66.1069	-
NITROUS OXIDE STATION	MODEL	MAS-4	MAS-6	MAS-10	MAS-11	MAS-16	MAS-20	MAS-30	MAS-40	-
	ARTICLE CODE	66.1070	66.1071	66.1072	66.1073	66.1341	66.1074	66.1342	66.1075	-
High Pressure Reducer 100m ³ /h		-	-	-	1 pc	1 pc	1 pc	1 pc	1 pc	-
High Pressure Reducer 35m ³ /h		1 pc	1 pc	1 pc	-	-	-	-	-	1 pc
Cylinder Fixing Chain, Double		2 pcs								-
Cylinder Fixing Chain, Triple			2 pcs						-	-
Cylinder Fixing Chain, Four						4 pc			-	-
Cylinder Fixing Chain, Five				2 pcs	2 pcs		4 pcs	6 pcs	8 pcs	-
Flexible Connection Pipe		4 pcs	6 pcs	10 pcs	10 pcs	16 pcs	20 pcs	30 pcs	40 pcs	2 pcs
Flexible Connection		2 pcs	2 pcs	2 pcs	2 pcs	4 pcs	4 pcs	6 pcs	8 pcs	1 pc
Ramp Double		2 pcs								1 pc
Ramp Triple			2 pcs							-
Ramp Four						4 pcs				-
Ramp Five				2 pcs	4 pcs		4 pcs	6 pcs	8 pcs	
Discharge Valve		2 pcs								1 pc
Oxygen / Nitrous Station Alarm panel		Built in High Pressure Reducers (1 pc)								
Cylinder Quantity on Station		2x2 pcs	2x3 pcs	2x5 pcs	2x5 pcs	2x8 pcs	4x5 pcs	6x5 pcs	8x5 pcs	2 pcs
Bed Quantity		30	30	50	30-50	40-70	70-100	100-150	150-200	5-10
Total Operating Theatre No. (N2O Central)		3	3	5	5- 6	6- 7	6- 9	8-12	10-14	---
Total Station Weight(~)		227 kg	325 kg	520 kg	545 kg	840 kg	1040 kg	1350 kg	1995 kg	127 kg

Bed and Operating Room Numbers are given approximately

