

Alcon

Surgical Product Guide

2022



CONTENTS

Introduction.....	4
Comprehensive Portfolio.....	6
CATARACT SURGERY	
Intraocular Lenses (IOLs)	
Monofocal Toric IOLs.....	13
Clareon® AutonoMe®.....	14
Clareon® AutonoMe® Toric.....	15
AcrySof® IQ.....	16
AcrySof® IQ Toric.....	17
AcrySof® Single Piece.....	18
AcrySof® Multi-Piece.....	19
Single-Piece PMMA IOLs.....	20
Single-Piece Posterior Chamber.....	20
MTA4U0 Anterior Chamber IOL.....	21
AcrySof® IQ Presbyopia Correction IOLs.....	22
AcrySof® IQ Vivity®.....	23
AcrySof® IQ Vivity® Toric.....	24
AcrySof® IQ PanOptix®.....	25
IOL Delivery Systems.....	26
Monarch® injector/cartridge and AcrySof® IQ IOL diopter range.....	27
Cataract and Diagnostic Equipment	
LenSx® Laser.....	31
CENTURION® Active Sentry® Vision System.....	32
VERION® Image Guided System.....	34
ORA® System with VerifEye+® Technology.....	36
ARGOS® Biometer with Image Guidance.....	37
Phaco Consumables and Accessories	
CENTURION® Vision System Active Fluid Management System.....	41
INFINITI® INTREPID® PLUS® Fluid Management System.....	43
Phaco Tips.....	44
INTREPID® Hybrid Tip.....	46
INTREPID® Balanced Tip.....	46
Accessories.....	47
Irrigation and Aspiration Accessories.....	48
Reusable Irrigation and Aspiration Metal Tips Handpieces, Irrigation and Aspiration Accessories – Metal I/A Tips.....	50
Ophthalmic Viscosurgical Devices (OVDs), Solutions and Drugs	
Ophthalmic Viscosurgical Devices (OVDs).....	53
Intraocular Solutions.....	54
Ophthalmic Drugs.....	55
VITREORETINAL SURGERY	
CONSTELLATION® Vision System	
CONSTELLATION® Vision System.....	61
CONSTELLATION® Accessories.....	62
CONSTELLATION® Surgical packs – 23G.....	63
CONSTELLATION® Vitrectomy TOTAL PLUS® Pak.....	63
CONSTELLATION® Combined Procedure Pak.....	64
CONSTELLATION® Surgical packs – 25+G.....	65
CONSTELLATION® Vitrectomy TOTAL PLUS® Pak.....	65
CONSTELLATION® Combined Procedure Pak.....	66
CONSTELLATION® Surgical packs – 25+G Short.....	67
CONSTELLATION® Vitrectomy TOTAL PLUS® Pak.....	67
CONSTELLATION® Surgical packs – 27+G.....	68
CONSTELLATION® Vitrectomy TOTAL PLUS® Pak.....	68
CONSTELLATION® Combined Procedure Pak.....	69
Anterior Surgical Packs and Accessories.....	70
GRIESHABER® Instruments and Accessories	
GRIESHABER® Instruments and Accessories.....	73
GRIESHABER® Instruments and Accessories.....	74
ILLUMINATION® Accessories	
ILLUMINATION® Accessories.....	77
ILLUMINATION® Accessories.....	78
PurePoint® Laser	
PurePoint® Laser.....	81
PurePoint® Laser Accessories.....	82
PurePoint® Laser Probes.....	83
ILLUMINATION® Connectors.....	84
Gases and Tamponades	
Gases and Tamponades.....	87

VISUALISATION TECHNOLOGY

REVALIA®	
REVALIA® Ophthalmic Microscopes.....	93
LUXOR®.....	93
QVUE™.....	94
Small Parts Kit.....	95
Upgrade Kits.....	96
Accessories	
REVALIA® and LuxOR® LX3.....	97
LuxOR® LX3.....	99
OCULUS BIOM®.....	101
NGENUITY®	
NGENUITY® 3D Visualisation System.....	107
Accessories and Replacement Parts.....	108

REFRACTIVE TECHNOLOGY

WaveLight®	
Technology.....	111
Accessories.....	112
Diagnostic Devices.....	113
Weights and Dimensions.....	114
– FS200 Femtosecond Laser.....	114
– EX500 Excimer Laser.....	114
– Refractive Suite (30°).....	115
– Refractive Suite (45°).....	115

SURGICAL DISPOSABLES AND CONSUMABLES

Surgical Drapes	
VISEO® Surgical Drapes.....	121
Full Body Drapes.....	122
– Aperture – Full Body.....	122
3/4 Length Drapes.....	123
– Incise – 3/4 Length.....	123
– Aperture – 3/4 Length.....	123
Mid-Size Drapes.....	124
– Incise – Mid-size.....	124
– Aperture – Mid-size.....	124
Back Table Covers.....	125
Eye-Pak® Surgical Drapes – Non-Woven Blue Fabric.....	127
Incise Full Body Drapes.....	128
Aperture Full Body Drapes.....	129
Incise 3/4 Drapes.....	130
Aperture 3/4 Drapes.....	131
Incise Mid-Size Drapes.....	132
Aperture Mid-Size Drapes.....	133
Back Table Covers.....	134
Eye-Pak® Ophthalmic Drapes – Microembossed Plastic.....	135
Incise Mid-size Drapes.....	136
Aperture Mid-size Drapes.....	137
Incise Mini Drapes.....	138
Aperture Mini Drapes.....	139
Other Drapes.....	140
Other.....	141
Cystitomes and Cannulas	
Irrigating Cystitomes.....	145
Irrigating and Hydrodissection Cannulas.....	146
Specialty Items	
Grieshaber® Flexible Iris Retractors.....	149
Alcon® Microsponge®.....	149
Sutures and Needles	
Nylon Needles.....	153
Polyester and Polypropylene Needles.....	155
Knives	
ClearCut® Knives.....	159
A-OK® Knives.....	162

We are dedicated to

Surgical Team

The Alcon surgical team across Australia and New Zealand consists of more than 60 employees. Many of our sales team have a clinical background in orthoptics, optometry or ophthalmic nursing.

Alcon Specialist Teams

Alcon has 5 speciality account teams:

- **Refractive Account Managers**
- **Vitreoretinal Account Managers**
- **Equipment Managers**
- **Clinical Application Specialists**
- **Visualisation Specialists**

Each have specialised knowledge in their respective area so that we may provide our customers with the highest level of service in training, education and account management.

Account Management Team

We have a dedicated Surgical Account Manager for each surgeon and hospital, who is supported by our Refractive Account team and Equipment Managers. Our Refractive Account Managers all have specialised refractive knowledge in order to provide the highest level of service in this area.

In addition to our Cataract and Refractive staff, we also have a team of Vitreoretinal (VR) Equipment Managers who have specialised knowledge in Vitreoretinal surgery.



partnering with you

Business Support

Alcon's head office Marketing team consists of tertiary qualified personnel who are dedicated to supporting our field teams to best meet our customer's needs.

Alcon also has an experienced Corporate Account Management team who work with you to meet your commercial goals, tailoring business solutions to your business' unique position in the market.

Technical Service

With over 20 clinical and technical experts across Australia and New Zealand, Alcon support is always close by.

24-hour support:

Technical Service Representatives are available 24 hours a day, 7 days a week.

48-hour service guarantee:

Alcon service engineers have the skills and spare parts to address most equipment challenges in rapid time. Expertly trained to fix your equipment correctly the first time, certified installation, calibration, and maintenance.

Customer Service

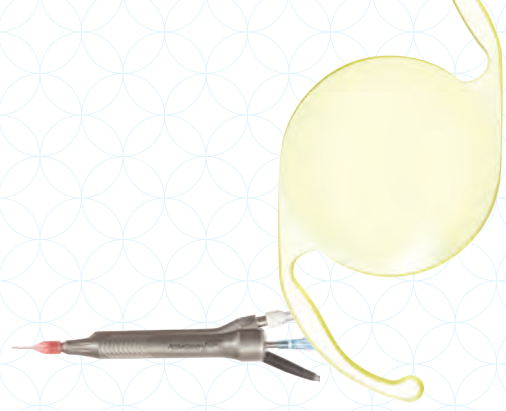
Contact our experienced and dedicated in-house Customer Service staff to liaise with you on all your ordering requirements.

Our team can receive orders via email and fax 24/7 and by phone from 8:00am – 6.00pm, Monday to Friday.*

Phone (Australia): 1800 025 032
surgicalorders.au@alcon.com

Phone (NZ): 0800 809 189
nz.surgical@alcon.com

CATARACT SURGERY



VITREORETINAL SURGERY



VISUALISATION TECHNOLOGY



REFRACTIVE TECHNOLOGY



SURGICAL DISPOSABLES AND CONSUMABLES





Grieshaber®








Cataract Surgery

Intraocular Lenses (IOLs)



Intraocular Lenses (IOLs)

The AcrySof® IOL platform – ranked #1 in surgical implantables¹

- The AcrySof® IOL was the first platform to use hydrophobic acrylic material. This innovative platform led a change in cataract surgeries, as the majority now use hydrophobic acrylic IOLs.²
- AcrySof® IOLs are also available in toric and presbyopia-correcting (PanOptix® and Vivity®) options.

Clareon® AutonoMe® – the first and only automated, disposable, preloaded delivery system

- The Clareon® AutonoMe® offers a system that allows for the delivery of a truly pristine[‡], premium IOL with a hydrophobic acrylic biomaterial. Developed with an advanced manufacturing process, the Clareon® IOL features an advanced precision edge design and exceptional clarity.^{‡3-10}
- The Clareon® IOL is available in monofocal and toric versions.

All Alcon IOL electronic Instructions For Use can be found at <https://ifu.alcon.com/>. Exceptions are MTA4U0 and CZ70BD which will be found within the IOL packaging. Should you need hard copies please contact your Alcon Surgical Account Manager.

¹Based on Alcon's percentage of market size and share Q2 2021.

²Based on aggregate results from *in vitro* evaluations in February 2017 of haze, SSNGs and glistenings compared to TECNIS® ZCB00 (Abbott), Vivinex® XY-1 (HOYA) and enVista® MX60 (B&L; Bausch & Lomb).

[‡]Trademarks are the property of their respective owners.

References: **1.** Alcon Unit market share Q2 2021. Total Market ANZ. Market scope data. Data estimates are by 3rd party enhanced by Alcon, J&J, Zeiss, B+L/Dorc. **2.** Reference to be supplied. **3.** Clareon® AutonoMe® Toric Directions for Use. **4.** Alcon data on file. TDOC-0053487. **5.** Alcon data on file. TDOC-0053516. **6.** Alcon data on file. TOOC-0053488. **7.** Alcon data on file. TDOC-0053511. **8.** UltraSert® CAD_77122679 C nozzle. **9.** Alcon data on file. TDOC-0053803. **10.** Alcon data on file. TDOC-0053579.

Monofocal Toric IOLs

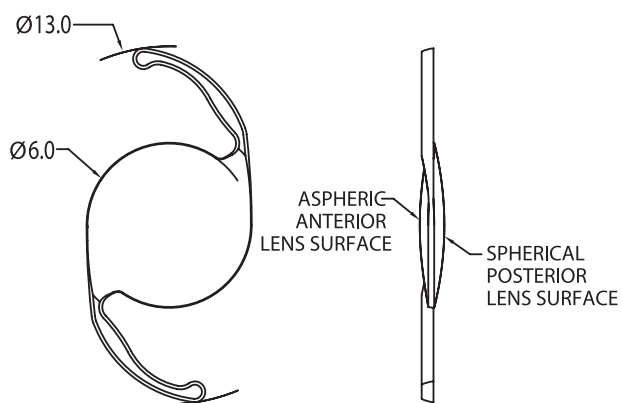
Optic type	Diopters/increments	Other features	Suggested A-constant*	Cylinder area	Australian prosthesis billing list	Global Code	SAP Code
Clareon® AutonoMe®							
Aspheric, biconvex monofocal	+6.0 to +30.0 [+25.5 to +30.0 C nozzle] (in 0.5D increments)	BLF	SRK/T Optical 119.1 SRK/T Ultrasound 118.8	N/A	AL044	CNA0T0	EFPSB01
Clareon® AutonoMe® Toric							
Biconvex, toric, aspheric	+15.0 to +25.0 (in 0.5D increments)	BLF	SRK/T Optical 119.1 SRK/T Ultrasound 118.8	1.00-3.75	AL049	CNA0TT	EFPSG01
AcrySof® IQ							
Aspheric, asymmetric, biconvex	+6.0 to +30.0 (in 0.5D increments)	BLF	SRK/T Optical 119.0 SRK/T Ultrasound 118.7	N/A	AL021	SN60WF	EFPOI01
		UVA		N/A	AL038	SA60WF	EFPRC01
		BLF		N/A	AL039	AU00T0	EFPO801
AcrySof® IQ Toric							
Biconvex, toric, aspheric	+6.0 to +30.0 (in 0.5D increments)	BLF	SRK/T Optical 119.1	SN6AT2-T9 (1.00-6.00) SA6AT2-T9 (1.00-6.00)	AL032	SN6ATT	EFPOU02
	+31.0 to +34.0 (in 1.0D increments)	UVA	SRK/T Ultrasound 118.8		AL023	SA60TT	EFPOA01
AcrySof® Single Piece							
Asymmetric, biconvex	+6.0 to +30.0 (in 0.5D increments)	BLF	SRK/T Optical 118.7 SRK/T Ultrasound 118.3	N/A	AL016	SN60AT	EFPOE01
	+31.0 to +40.0 (in 1.0D increments)				N/A	AL011	SA60AT
AcrySof® Multi-Piece							
Asymmetric, biconvex	+6.0 to +30.0 (in 0.5D increments)	UVA	SRK/T Optical 119.2 SRK/T Ultrasound 118.8	N/A	AL004	MA60AC	EFPOB07
Biconvex		UVA	SRK/T Ultrasound 118.9	N/A	AL004	MA50BM	EFPOB04
Meniscus		UVA		N/A	AL004	MA60MA	EFPOB11

Clareon® AutoNoMe®

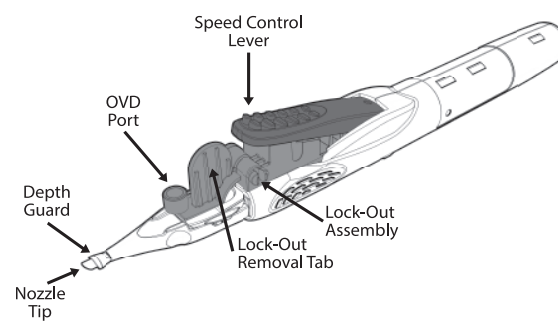
Physical Characteristics	Description
Preloaded IOL Model Number	CNA0T0
SAP Code	EFPSB01
Optic Type	Anterior asymmetric biconvex
Optic Material	Ultraviolet and blue-light filtering hydrophobic acrylate/methacrylate co-polymer
Spectral Transmission	10% transmittance at 403 nm (UV) for +20.0 D
Index of Refraction	1.55 at 35°C
Optic Powers	+6.0 to +30.0 D (in 0.5 D increments)
Haptic Configuration	STABLEFORCE™ modified-L haptics
Haptic Material	Ultraviolet and blue-light filtering hydrophobic acrylate/methacrylate co-polymer
Optic Diameter/ØB (mm)	6.0
Overall Length/ØT (mm)	13.0
Haptic Angle	0°

Design of Clareon® IOL

(All dimensions in millimeters)



Design of AutoNoMe® Delivery System

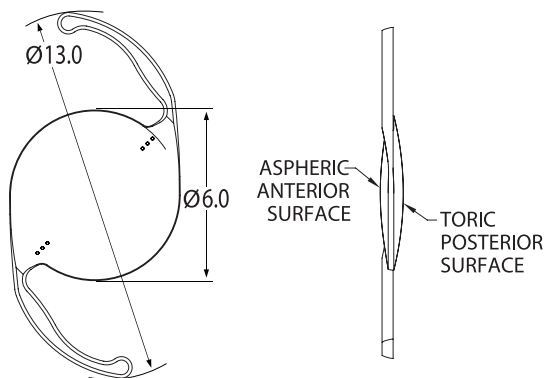


Clareon® AutonoMe® Toric

Physical Characteristics	Description				
Preloaded IOL Model Number	CNA0T2	CNA0T3	CNA0T4	CNA0T5	CNA0T6
SAP Code	EFPSG01	EFPSG02	EFPSG03	EFPSG04	EFPSG05
Optic Type	Biconvex Toric Aspheric Optic				
Optic Material	Ultraviolet and blue-light filtering hydrophobic acrylate/methacrylate co-polymer				
Spectral Transmission	10% transmittance at 403 nm (UV) for +20.0 D IOL				
Index of Refraction	1.55 at 35°C				
Optic Powers	+15.0 to +25.0 D (in 0.5 D increments)				
IOL Cylinder Powers (D)	1.00	1.50	2.25	3.00	3.75
Haptic Configuration	STABLEFORCE™ modified-L haptics				
Haptic Material	Ultraviolet and blue-light filtering hydrophobic acrylate/methacrylate co-polymer				
Optic Diameter/ØB (mm)	6.0				
Overall Length/ØT (mm)	13.0				
Haptic Angle	0°				

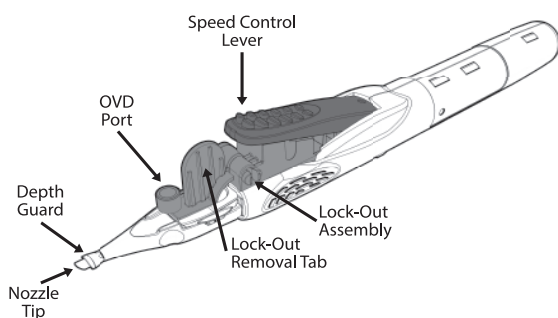
Design of Clareon® Toric IOLs

(All dimensions in millimeters)



IOL Model	Cylinder Power	
	IOL Power (D)	Corneal Plane (D) ^a
CNA0T2	1.00	0.65
CNA0T3	1.50	0.98
CNA0T4	2.25	1.47
CNA0T5	3.00	1.96
CNA0T6	3.75	2.45

Design of AutonoMe® Delivery System



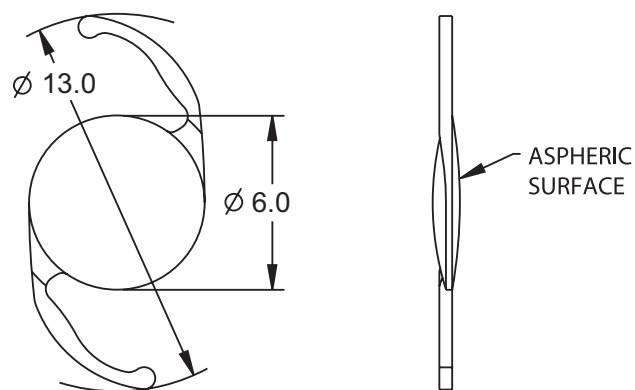
^aBased on an average pseudophakic human eye using an SRK/T optical A-constant of 119.1

AcrySof® IQ

Physical Characteristics	Description
IOL Model Number	SN60WF
SAP Code	EFPOI01
Optic Type	Anterior asymmetric biconvex
Optic Material	Ultraviolet and blue-light filtering hydrophobic acrylate/methacrylate co-polymer
Spectral Transmission (in air)	10% transmittance at 400 nm (UV) for +20.0 D IOL
Index Of Refraction	1.55
Optic Powers	+6.0 to +30.0 D (in 0.5 D increments)
Haptic Configuration	STABLEFORCE™ modified-L haptics
Haptic Material	Ultraviolet and blue-light filtering hydrophobic acrylate/methacrylate co-polymer
Optic Diameter ØB (mm)	6.0
Overall Length ØT (mm)	13.0
Haptic Angle	0°

Design of AcrySof® IQ Aspheric IOL

(All dimensions in millimeters)

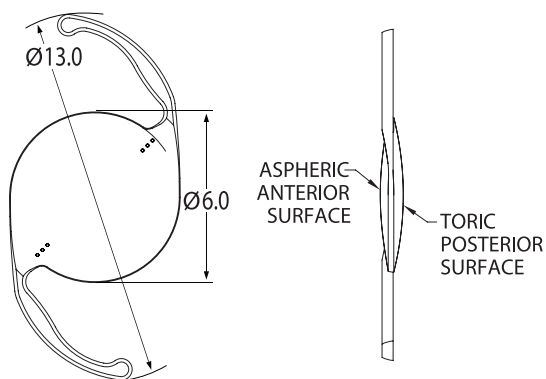


AcrySof® IQ Toric

Physical Characteristics	Description							
IOL Model Number	SN6AT2	SN6AT3	SN6AT4	SN6AT5	SN6AT6	SN6AT7	SN6AT8	SN6AT9
SAP Code	EFPOU02	EFPOU06	EFPOU09	EFPOU12	EFPOU15	EFPOU19	EFPOU23	EFPOU27
Optic Type	Biconvex Toric Aspheric Optic							
Optic Material	Ultraviolet and blue-light filtering hydrophobic acrylate/methacrylate co-polymer							
Spectral Transmission	10% transmittance at 401 nm (UV) for +20.0 D IOL							
Index of Refraction	1.55							
Optic Powers	+6.0 to +30.0 D (in 0.5 D increments) +31.0 to +34.0 D (in 1.0 D increments)							
IOL Cylinder Powers (D)	1.00	1.50	2.25	3.00	3.75	4.50	5.25	6.00
Haptic Configuration	STABLEFORCE™ modified-L haptics							
Haptic Material	Ultraviolet and blue-light filtering hydrophobic acrylate/methacrylate co-polymer							
Optic Diameter/ØB (mm)	6.0							
Overall Length/ØT (mm)	13.0							
Haptic Angle	0°							

Design of AcrySof® IQ Toric IOLs

(All dimensions in millimeters)



IOL Model	Cylinder Power		Recommended correction range for corneal astigmatism†
	IOL Power (D)	Corneal Plane (D) ^a	
SN6AT2	1.00	0.68	≥0.50D to 1.00D
SN6AT3	1.50	1.03	≥1.00D to 1.50D
SN6AT4	2.25	1.55	≥1.50D to 2.00D
SN6AT5	3.00	2.06	≥2.00D to 2.50D
SN6AT6	3.75	2.57	≥2.50D to 3.00D
SN6AT7	4.50	3.08	≥3.00D to 3.50D
SN6AT8	5.25	3.60	≥3.50D to 4.00D
SN6AT9	6.00	4.11	≥4.00D

^aBased on an average pseudophakic human eye using an SRK/T optical A-constant of 119.1

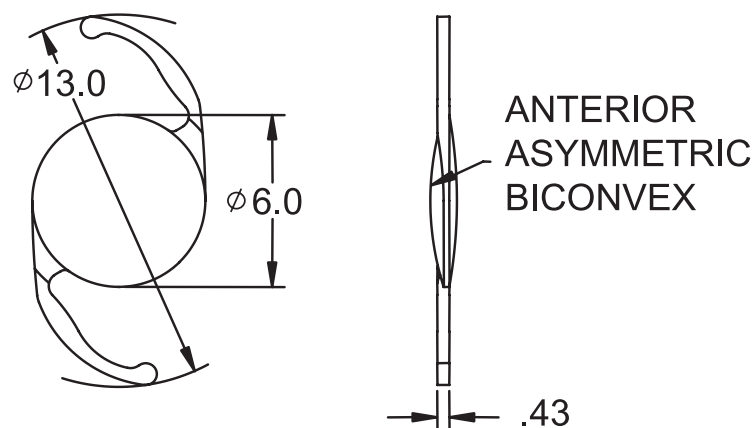
[†]Toric IOL power used should be determined using the online ALCON® toric calculator.

AcrySof® Single Piece

Physical Characteristics	Description
Model	SN60AT
SAP Code	EFPOE01
Optic Type	Anterior asymmetric biconvex
Optic Material	Ultraviolet and blue-light filtering hydrophobic acrylate/methacrylate co-polymer
Spectral Transmission (in air)	10% transmittance at 401 nm (UV) for +20.0 D IOL
Index Of Refraction	1.55
Optic Powers	+6.0 to +30.0 D (in 0.5 D increments) +31.0 to +40.0 D (in 1.0 D increments)
Haptic Configuration	STABLEFORCE™ modified-L haptics
Haptic Material	Ultraviolet and blue-light filtering hydrophobic acrylate/methacrylate co-polymer
Optic Diameter ØB (mm)	6.0
Overall Length ØT (mm)	13.0
Haptic Angle	0°

Design of the AcrySof® Natural Single-Piece IOL

(All dimensions in millimeters)



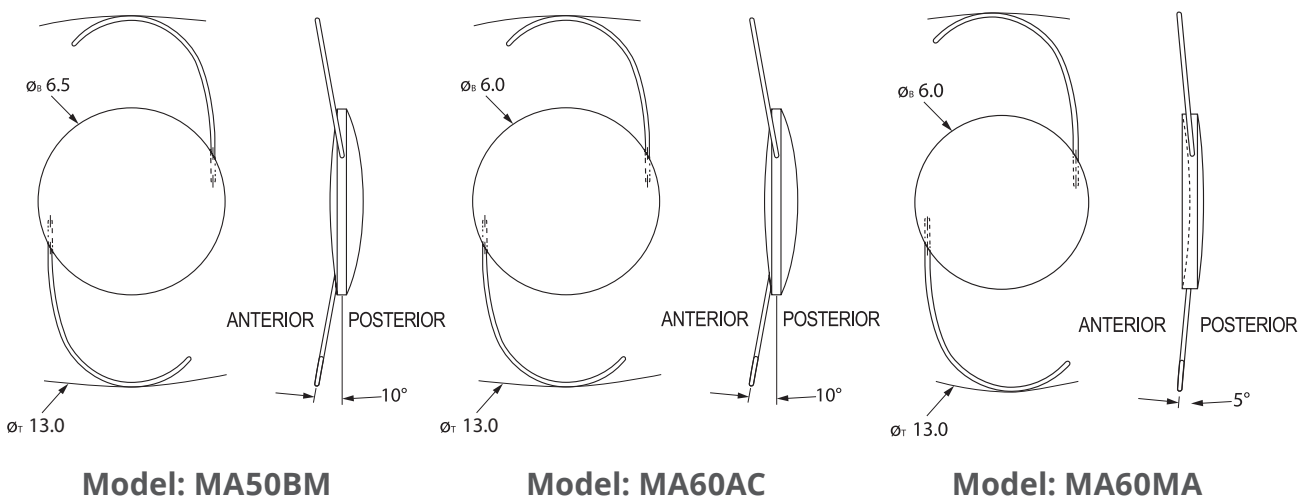
AcrySof® Multi-Piece

Physical Characteristics	Description		
Model	MA50BM	MA60AC	MA60MA
SAP Code	EFPOB04	EFPOB07	EFPOB11
Optic Material	Ultraviolet-absorbing hydrophobic acrylate/methacrylate co-polymer		
Spectral Transmission	10% transmittance at 400 nm (UV) for +30.0 D IOL		
Index of Refraction	1.55		
Haptic Configuration	Modified-C haptics		
Haptic Material	PMMA (MONOFLEX™)		
Lens Color	Clear optic with blue haptics		

Model	Optic Powers (D)	Optic Type	Optic Diameter/ ØB (mm)	Overall Length/ ØT (mm)	Haptic Angle
MA50BM	6.0 to 30.0 D (in 0.5 D increments)	Biconvex	6.5	13.0	10°
MA60AC	6.0 to 30.0 D (in 0.5 D increments)	Anterior Asymmetric Biconvex	6.0	13.0	10°
MA60MA	-5.0 to +5.0 D (in 1.0 D increments)	Meniscus	6.0	13.0	5°

Design of AcrySof® IOLs

(All dimensions in millimeters)



Single-Piece PMMA IOLs

Optic type	Diopters/increments	Other features	Suggested A-constant*	Australian prosthesis billing list	Global Code	SAP Code
Single-Piece Posterior Chamber						
Biconvex	+10.0 to +30.0 (in 0.5D increments)	Modified-C SLANT™ Haptics, with suture eyelets UVA	SRK/T Ultrasound 118.8	AL002	CZ70BD	EFPA01
Anterior Chamber IOL						
Convexoplano	+5.0 to +27.5 (in 0.5D increments) +28.0 to +30.0 (in 1.0D increments)	PMMA single-piece anterior chamber lens UVA	SRK/T Ultrasound 115.3	AL003	MTA4U0	EFDA03

Single-Piece PMMA IOLs

Single-Piece Posterior Chamber

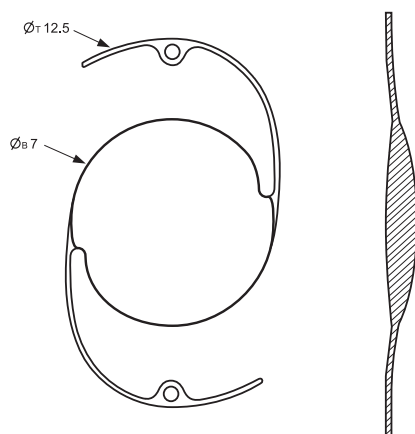
Physical Characteristics	Description
Model	CZ70BD†
SAP Code	EFPA01
Optic Type	Biconvex
Optic Material	Ultraviolet Absorbing Polymethylmethacrylate (PMMA)
Spectral Transmission	10% transmittance at 386 nm (UV) for +20.0 D IOL
Index Of Refraction	1.49
Specific Gravity	1.19
Optic Powers	+10.0 to +30.0 D (in 0.5 D increments)
Haptic Configuration	Modified-C SLANT™ Haptics (see Figure 2)
Haptic Material	Ultraviolet Absorbing Polymethylmethacrylate (PMMA)
Optic Diameter ØB (mm)	7.0
Overall Length ØT (mm)	12.5
Haptic Angle	5°

†This lens will be discontinued from July 2022.

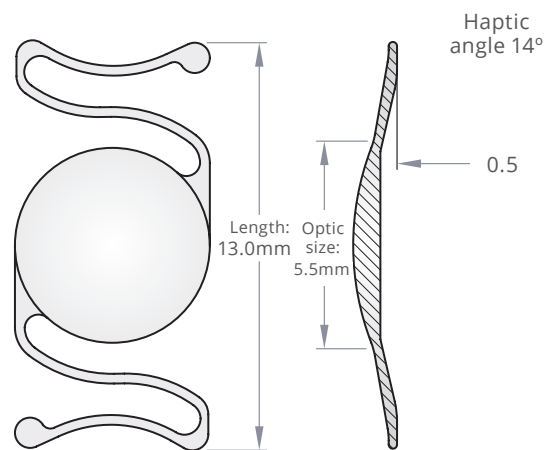
MTA4U0 Anterior Chamber IOL

Physical Characteristics	Description
Model	MTA4U0
SAP Code	EFPDA03
Optic Type	Convexoplano
Optic Material	Ultraviolet Absorbing Polymethylmethacrylate (PMMA)
Spectral Transmission	10% transmittance at 386 nm (UV) for +20.0 diopter IOL
Index Of Refraction	1.49
Specific Gravity	1.19
Optic Powers	+5.0 through +30.0 diopter in 0.5 diopter increments
Haptic Configuration	MULTIFLEX™ III Modified-C Haptics
Haptic Material	Ultraviolet Absorbing Polymethylmethacrylate (PMMA)
Optic Diameter ØB (mm)	5.5mm
Overall Length ØT (mm)	13.5
Haptic Angle	14°


Design of PMMA Single-Piece Posterior Chamber IOL (All dimensions in millimeters)



Design of PMMA Single-Piece IOL (All dimensions in millimeters)



Comparison of SLANT™ Haptics with Angulated Haptics (All dimensions in millimeters)



AcrySof® IQ Presbyopia Correction IOLs

Optic type	Dioptres/ increments	Other features	Suggested A-constant†	Cylinder area	Australian prosthesis billing list	JDE code	SAP code
AcrySof® IQ Vivity® (presbyopia correcting)							
Biconvex Wavefront Shaping	+10.0 to +30.0 (in 0.5D increments)	Natural, extended range of vision	SRK/T Optical 119.2 SRK/T Ultrasound 118.8	N/A	ALA050	DFT015	EFPRLO1
AcrySof® IQ Vivity Toric (presbyopia correcting)							
Biconvex Toric Wavefront Shaping	+10.0 to +30.0 (in 0.5D increments)	Natural, extended range of vision	SRK/T Optical 119.2 SRK/T Ultrasound 118.8	T2-T6 (1.00-3.75)	ALA046	DFT215	EFPRM05
						DFT315	EFPRM03
						DFT415	EFPRM02
						DFT515	EFPRM01
						DFT615	EFPRM04
AcrySof® IQ PanOptix (presbyopia correcting)							
Trifocal, biconvex, aspheric diffractive,	+6.0 to +34.0D (in 0.5D increments)	Natural, +3.25D, +2.17D add power	SRK/T Optical 119.1 SRK/T Ultrasound 118.7	TFNT00	ALA040	TFNT00	EFPRA01
AcrySof® IQ PanOptix Toric (presbyopia correcting)							
Trifocal, biconvex, aspheric diffractive toric	+6.0 to +34.0D (in 0.5D increments)	Natural, +3.25D, +2.17D add power	SRK/T Optical 119.1 SRK/T Ultrasound 118.7	TFNTT2-T6 (1.00-3.75)	AL043	TFNTT0	EFPRG01

†All A-Constants are suggested only.

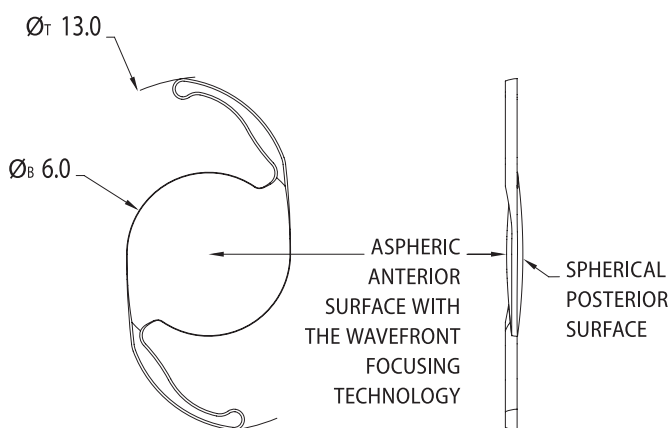
Please check IOL carton for both Ultrasound and Optical Suggested constants. Alcon recommends all constants be personalised.

AcrySof® IQ Vivity®

Physical Characteristics	Description
Model	DFT015
SAP Code	EFPRL01
Optic Type	X-Wave biconvex, Wavefront Shaping
Optic Material	Ultraviolet and blue-light filtering hydrophobic acrylate/methacrylate co-polymer
Spectral Transmission	10% transmittance at 401 nm (UV) for +20.0 D IOL
Index of Refraction	1.55
Optic Powers	+10.0 to +30.0D (in 0.5 D increments)
Haptic Configuration	STABLEFORCE™ modified-L haptics
Haptic Material	Ultraviolet and blue-light filtering hydrophobic acrylate/methacrylate co-polymer
Optic Diameter/ØB (mm)	6.0
Overall Length/ØT (mm)	13.0
Haptic Angle	0°

Design of the AcrySof® IQ Vivity® IOL

(All dimensions in millimeters)

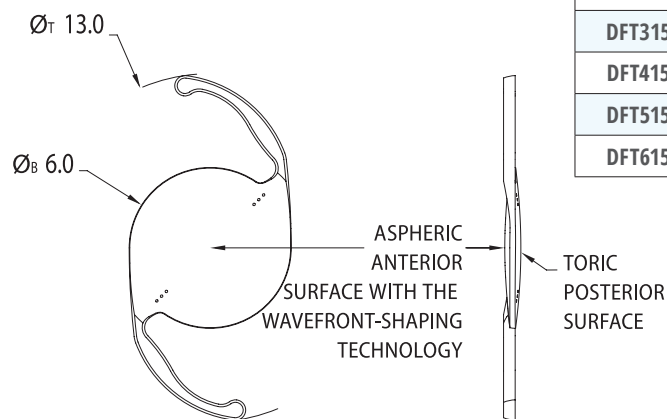


AcrySof® IQ Vivity® Toric

Physical Characteristics	Description				
Model	DFT215	DFT315	DFT415	DFT515	DFT615
SAP Code	EFPRM05	EFPRM03	EFPRM02	EFPRM01	EFPRM04
Optic Type	X-Wave biconvex, Wavefront Shaping, Toric				
Optic Material	Ultraviolet and blue-light filtering hydrophobic acrylate/methacrylate co-polymer				
Spectral Transmission	10% transmittance at 401 nm (UV) for +20.0 D IOL				
Index of Refraction	1.55				
Optic Powers	+10.0 to +30.D (in 0.5 D increments)				
Haptic Configuration	STABLEFORCE™ modified-L haptics				
Haptic Material	Ultraviolet and blue-light filtering hydrophobic acrylate/methacrylate co-polymer				
Optic Diameter/ØB (mm)	6.0				
Overall Length/ØT (mm)	13.0				
Haptic Angle	0°				

Design of the AcrySof® IQ Vivity® Toric IOL

(All dimensions in millimeters)



acrysoftoriccalculator.com AcrySof® IQ Vivity® Toric

IOL Model	Cylinder Power		Recommended correction range for corneal astigmatism [†]
	IOL Power (D)	Corneal Plane (D) [‡]	
DFT215	1.00D	0.68	≥0.50 to 1.00D
DFT315	1.50D	1.03	≥1.00D to 1.50D
DFT415	2.25D	1.55	≥1.50D to 2.00D
DFT515	3.00D	2.06	≥2.00D to 2.50D
DFT615	3.75D	2.57	≥2.50D to 3.00D

[‡]Based on an average pseudophakic human eye using an SRK/T optical A-constant of 119.1

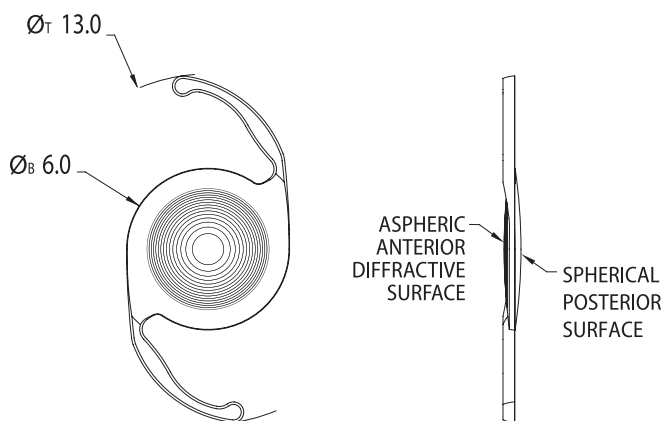
[†]Toric IOL power used should be determined using the online ALCON® toric calculator.

AcrySof® IQ PanOptix®

Physical Characteristics	Description	
Model	TFNT00	TFNTT0 (toric)
SAP Code	EFPRA01	EFPRG01
Optic Type	Diffractive aspheric biconvex optic	
Optic Material	Ultraviolet and blue-light filtering hydrophobic acrylate/methacrylate co-polymer	
Spectral Transmittance	10% transmittance at 401 nm (UV) for +20.0 D IOL	
Index Of Refraction	1.55	
Optic Powers	+6.0 to +30.0 D (in 0.5 D increments); +31.0 to +34.0 D (in 1.0 D increments) with a +2.17 D (intermediate) and a +3.25 D (near) add power	
Haptic Configuration	STABLEFORCE™ modified-L haptics	
Haptic Material	Ultraviolet and blue-light filtering hydrophobic acrylate/methacrylate co-polymer	
Optic Diameter (mm)	6.0	
Overall Length (mm)	13.0	
Haptic Angle	0°	

Design of the AcrySof® IQ PanOptix® Trifocal IOL



(All dimensions in millimeters)





acrysoftoriccalculator.com AcrySof® IQ PanOptix®

Model	Cyl.intraocular lens level	Recommended correction range for corneal astigmatism†
TFNT20	1.00D	≥0.50 to 0.90D
TFNT30	1.50D	≥0.90D to 1.50D
TFNT40	2.25D	≥1.50D to 2.00D
TFNT50	3.00D	≥2.00D to 2.50D
TFNT60	3.75D	≥2.50D to 3.00D

IOL Delivery Systems

	Preloaded IOL	System Design	Pack size	Global Code	SAP code
Ultrasert® Delivery System					
	AcrySof® IQ IOL	<ul style="list-style-type: none"> Pre-loaded, manual delivery system Single-use, disposable injector 	1	AU00T0	EFPO801
Clareon AutoMe® Delivery System					
	Clareon® and Clareon® toric IOLs	<ul style="list-style-type: none"> Pre-loaded, automated delivery system Disposable 	1	CNA0T0	EFPSB01
				CNA0TT	EFPSG01
Monarch® II IOL injector					
	AcrySof®	<ul style="list-style-type: none"> Re-usable titanium handpiece Sterile, single-use cartridge 	1	8065977771	100002901
Monarch® III IOL injector					
	AcrySof®	<ul style="list-style-type: none"> Re-usable titanium handpiece Sterile, single-use cartridge 	1	8065977773	100006599
Monarch® Loading Forceps					
	N/A	<ul style="list-style-type: none"> Enables fully controlled handling of AcrySof® IOL from packaging into the Monarch® Delivery System 	1	560.01	100003113
Monarch® II Cartridges Type A					
	N/A	<ul style="list-style-type: none"> Disposable cartridge 	10/box	8065977757	100002720
Monarch® II Cartridges Type B					
	N/A	<ul style="list-style-type: none"> Disposable cartridge 	10/box	8065977758	100002660
Monarch® III Cartridges Type C					
	N/A	<ul style="list-style-type: none"> Disposable cartridge 	10/box	8065977762	100007023
Monarch® III Cartridges Type D					
	N/A	<ul style="list-style-type: none"> Disposable cartridge 	10/box	8065977763	100004313

Monarch® injector/cartridge and AcrySof® IQ IOL diopter range

MONARCH® INJECTOR		Cartridges	Intraocular Lens	
II		A 3.6mm 8065-97775	MA50BM	+6.0D to +30.0D (0.5D steps)
			MA60MA	-5.0D to +5.0D (1.0D steps)
III		B Phaco-incision: 3.2 to 3.6mm 8065-977758	TFNT00	+31.0D to +34.0D (1.0D steps)
			TFNT20-T60	+31.0D to +34.0D (1.0D steps)
SN60AT	+27.5D to +30.0D (0.5D steps), +31.0D to +40.0D (1.0D steps)			
SN6AT2	+31.0D to +34.0D (1.0D steps)			
SN6AT3-T5	+31.0D to +34.0D (1.0D steps)			
SN6AT6-T9	+27.5D to +30.0D (0.5D steps), +31.0D to +34.0D (1.0D steps)			
SA60AT	+27.5D to +30.0D (0.5D steps), +31.0D to +40.0D (1.0D steps)			
SA6AT2	+31.0D to +34.0D (1.0D steps)			
SA6AT3-T5	+31.0D to +34.0D (1.0D steps)			
SA6AT6-T9	+27.5D to +30.0D (0.5D steps), +31.0D to +34.0D (1.0D steps)			
MA60AC	+6.0D to +30.0D (0.5D steps)			
C Phaco-incision: 2.6 to 3.2mm 8065-977762	TFNT00		+27.5D to +30.0D (0.5D steps)	
	TFNT20	+27.5D to +30.0D (0.5D steps)		
	TFNT30-60	+25.5D to +30.0D (0.5D steps)		
	SN60WF	+27.5D to +30.0D (0.5D steps)		
	SN60AT	+6.0D to +27.0D (0.5D steps)		
	SN6AT2	+27.5D to +30.0D (0.5D steps)		
	SN6AT3-T5	+25.5D to +30.0D (0.5D steps)		
	SN6AT6-T9	+23.5D to +27.0D (0.5D steps)		
	SA60WF	+27.5D to +30.0D (0.5D steps)		
	SA60AT	+6.0D to +27.0D (0.5D steps)		
	SA6AT2	+27.5D to +30.0D (0.5D steps)		
	SA6AT3-T5	+25.5D to +30.0D (0.5D steps)		
	SA6AT6-T9	+23.5D to +27.0D (0.5D steps)		
	CNA0T0-CNA0T3*	+25.5D to +30.0D (0.5D steps)		
	CNA0T4-CNA0T6*	+21.5D to +30.0D (0.5D steps)		
CNA0T7-CNA0T9*	+18.5D to +30.0D (0.5D steps)			
DFT015*	+25.5D to +30.0D (0.5D steps)			
DFT215-615*	+25.5D to +30.0D (0.5D steps)			
D Phaco-incision: 2.2 to 2.4mm 8065-977763	TFNT00	+6.0D to +27.0D (0.5D steps)		
	TFNT20	+6.0D to +27.0D (0.5D steps)		
	TFNT30-T60	+6.0D to +25.0D (0.5D steps)		
	SN60WF	+6.0D to +27.0D (0.5D steps)		
	SN6AT2	+6.0D to +27.0D (0.5D steps)		
	SN6AT3-T5	+6.0D to +25.0D (0.5D steps)		
	SN6AT6-T9	+6.0D to +23.0D (0.5D steps)		
	SA60WF	+6.0D to +27.0D (0.5D steps)		
	SA6AT2	+6.0D to +27.0D (0.5D steps)		
	SA6AT3-T5	+6.0D to +25.0D (0.5D steps)		
	SA6AT6-T9	+6.0D to +23.0D (0.5D steps)		
	CNA0T0-CNA0T3	+6.0D to +25.0D (0.5D steps)		
	CNA0T4-CNA0T6*	+6.0D to +21.0D (0.5D steps)		
	CNA0T7-CNA0T9*	+6.0D to +18.0D (0.5D steps)		
	DFT015*	+10.0D to +25.0D (0.5D steps)		
DFT215-615*	+10.0D to +25.0D (0.5D steps)			

ULTRASERT®

AU00T0V	+6.0D – +27.0 D nozzle
AU00T0V	+27.5D – +30.0 C nozzle

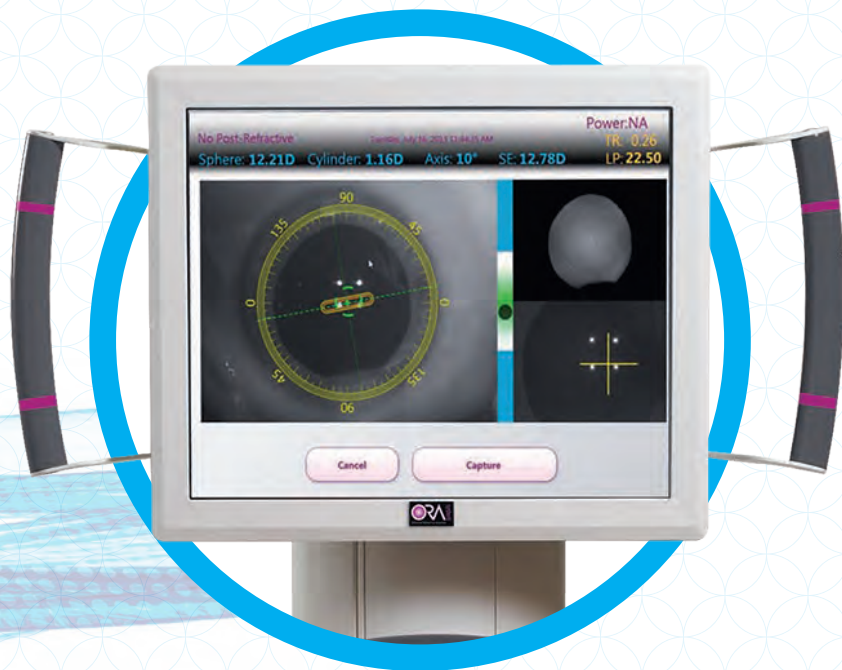
*Clareon® toric available 15.0-25.0D in T2-T6†

†Expanded range coming soon

REFERENCES: 1. [https:// www.lolcon.org](https://www.lolcon.org) Steinbeis Vision Research. 2. <https://doctor-hill.com/iol-power-calculations/bag-vs-sulcus/>



Cataract and Diagnostic Equipment



Alcon Cataract Refractive Suite

The LenSx® Laser and the CENTURION® Vision System are the heart of the cataract removal devices.

Added technology, such as the VERION® Image Guided System, VERION® Reference Unit and VERION® Digital Marker, is designed to help minimise data transcription errors, help improve clinical efficiency, help increase toric and multifocal IOL alignment, enhance surgical consistency, to assist with optimising visual outcomes.¹⁻⁷

The ORA System® with VerifEye+® provides real-time intra-operative measurements to aid decision making and to help improve surgical refractive outcomes.⁸⁻¹⁰

The CENTURION® Vision System, with ACTIVE SENTRY® and the INTREPID® Hybrid Tip, is designed to improve safety, consistency, and control during cataract surgery. The ACTIVE SENTRY® Handpiece provides an excellent standard of safety for cataract patients.¹¹⁻¹⁸

The ARGOS® Biometer with Image Guidance is the World's first Optical Coherence Tomography (OCT) biometer that delivers fast, accurate biometric measurements, even for the densest cataracts.¹⁹⁻²²

References: 1. Kaur M *et al.* Optimizing outcomes with toric intraocular lenses. *Ind J Ophthalmol* 2017;65(12):1301-1313. 2. Visser N *et al.* Accuracy of toric intraocular lens implantation in cataract and refractive surgery. *J Cataract Refract Surg* 2011; 37:1394-1402. 3. Webers VSC *et al.* Image-guided system versus manual marking for toric intraocular lens alignment in cataract surgery. *J Cataract Refract Surg* 2017;43(6):781-788. 4. Abulafia A *et al.* Prediction of refractive outcomes with toric intraocular lens implantation. *J Cataract Refract Surg* 2015;41(5):936-944. 5. Potvin R *et al.* Toric intraocular lens orientation and residual refractive astigmatism: an analysis. *Clin Ophthalmol* 2016;10:1829-1836. 6. Verion Reference Unit User Manual. 7. Verion Digital MM User Manual. 8. ORA System User Manual. 9. Woodcock MG *et al.* Intraoperative aberrometry versus preoperative biometry and a toric IOL calculator for bilateral toric IOL implantation with a femtosecond laser: one month results. *J Cataract Refract Surg* 2016;42:817-825. 10. Cionni RJ *et al.* Retrospective analysis of an intraoperative aberrometry database: a study investigating absolute prediction in eyes implanted with low cylinder power toric intraocular lenses. *Clin Ophthalmol* 2019;13:1485-1492. 11. Centurion Vision System User Manual. 12. Alcon data on file, 2017. Final engineering study report (954-3160-044). 13. Thorne A *et al.* Phacoemulsification occlusion break surge volume reduction. *J Cataract Refract Surg* 2018;44:1491-1496. 14. Aravena C *et al.* Aqueous volume loss associated with occlusion break surge in phacoemulsifiers from 4 different manufacturers. *J Cataract Refract Surg* 2018;44:884-888. 15. Nicoli CM *et al.* Experimental anterior chamber maintenance in active versus passive phacoemulsification fluidics systems. *J Cataract Refract Surg* 2016;42:157-162. 16. Salowi MA *et al.* The Malaysian Cataract Surgery Registry: risk indicators for posterior capsular rupture. *Br J Ophthalmol* 2017;101:1466-1470. 17. Dyk DW *et al.* Mechanical model of human eye compliance for volumetric occlusion break surge measurements. *J Cataract Refract Surg* 2018;44:231-236. 18. Narendran N *et al.* The Cataract National Dataset electronic multicentre audit of 55,567 operations: risk stratification for posterior capsule rupture and vitreous loss. *Eye* 2009;23:31-37. 19. Alcon Data on File_Document number_SD-18-0001-670-01, 2019-5-23. 20. ARGOS® Biometer User Manual. 21. Tamaoki A *et al.* Clinical evaluation of a new swept-source optical coherence biometer that uses individual refractive indices to measure axial length in cataract patients. *Ophthalmol Res* 2019;19:1-13. 22. Shammam HJ *et al.* Biometry measurements using a new large-coherence-length swept-source optical coherence tomographer. *J Cataract Refract Surg* 2016;42:50-61

LenSx® Laser



		Quantity	Global Code	SAP Code
LenSx® Laser		Each	8065998162	100010285
LenSx® Laser - FLAP Upgrade		Each	8065998260	900015054
LenSx® Laser SoftFit® Patient Interface	Nominal	10/box	8065998225	100010098
		Each	8065998274	100132239
	Steep	Each	8065998275	100132240
	Flat	Each	8065998276	100132240
LenSx® Laser - FLAP Patient Interface		Each	8065998163	100010286

CENTURION® Active Sentry® Vision System

	Global Code	SAP Code
CENTURION® ACTIVE SENTRY® Vision System	8065753057	100176096
CENTURION® Vision System ACTIVE SENTRY® Upgrade Kit	8065752969	100176094
CENTURION® HD Video Overlay	8065751495	100007215
CENTURION® Vision System Foot Pedal	8065751762	100054925
CENTURION® Infrared remote	8065751774	100055063
CENTURION® Flash Drive	8067571771	300003756
CENTURION® BSS Bag Rack	8065752527	100055008
CENTURION® Dust Cover	8065751773	100055075
CENTURION® Tray Cover	8065752229	100055018
CENTURION® Screen Cover	8065753040	100062375
Auto Washer Kit	8065750456	100004412

Accessories

	Description	Quantity	Global Code	SAP Code
A CENTURION® ACTIVE SENTRY® Handpiece	CENTURION® ACTIVE SENTRY® Handpiece	1/box	8065752914	100176095
B CENTURION® OZil® Handpiece	CENTURION® OZil® Handpiece	1/box	8065751761	100006503
INFINITI® OZil® Handpiece	INFINITI® OZil® Handpiece	Each	8065750469	100006321
INTREPID® OZil® Handpiece	INTREPID® OZil® Handpiece	Each	8065750469	100006321
C INTREPID® Autosert® IOL Injector	Autosert IOL Injector	1/box	8065751755	100007404
	Autosert Plunger Rod	1/box	8065751776	100055207
	Autosert Injector Wrench	1/box	8065751775	100055064
D Ultraflow® II I/A Handpiece	Reusable metal I/A Handpiece	1/box	8065751795	100055065
E CENTURION® 23Ga Anterior Vitrectomy Probe	CENTURION® 23Ga Anterior Vitrectomy Probe	6/box	8065752134	100010865



A



B



C



D

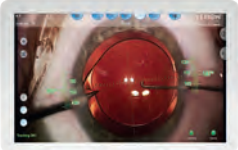



E



VERION® Image Guided System



	Global Code	SAP Code
VERION® Image Guide System	8065998268	100131750
VERION® Digital Marker L for LenSx® Laser 	8065998269	100131752
VERION® Digital Marker M for Ophthalmic Microscope 	8065998270	100131753

Accessories

	Quantity	Global Code	SAP Code
A Mobile Stand with Vesa Mount Optional digital marker M accessory if no mount is present	Each	8065998245	100011022
B VERION® Link-CENTURION® Vision System Optional digital marker M USB to receive wireless data from CENTURION® Vision System	Each	8065998246	100010908
C USB Sticks for VERION® System	10/box	8065998254	100055308
VERION® MID 5.4 Upgrade Kit	Each	8065998271	100131751
Cover for Vision Planner	Each	Z-COV-06	300010614
Dust Cover for Digital Marker	Each	Z-COV-05	300010613
MID Storage Case	Each	Z-MCA-01	300009206

Additional accessories can be ordered as needed through Alcon technical services.

ORA® System with VerifEye+® Technology

	Quantity	Global Code	SAP Code
ORA® System with VerifEye+® Technology			
<ul style="list-style-type: none"> • Autoclavable Aberrometer Cover (2 boxes 3/box) • Barraquer Tonometer Terry Scale 15–21mmHg (6 boxes 1/box) • Barraquer Tonometer O-rings (2 packs 5/pack) 	1	8065998307	300006650
Autoclavable Aberrometer Cover	3/box	8065998304	N/A
Barraquer Tonometer Terry Scale 15–21mmHg	1/box	8065998305	100128420
Barraquer Tonometer O-rings	5/pack	8065998306	100128418



ARGOS® Biometer with Image Guidance

	Quantity	Global Code	SAP Code
ARGOS® Biometer	1	8065000006	100210202
Biometer Table	1	8065000007	100210204





Phaco Consumables and Accessories



CENTURION® Vision System

Active Fluid Management System

	Quantity	Global Code	SAP Code
CENTURION® Active INTREPID® Ultra Hybrid Tip 45°	6/box	8065753135	100207170
CENTURION® Active INTREPID® Nano Hybrid Tip 45°	6/box	8065753137	100207172
CENTURION® Active 0.9 MicroSmooth® Hybrid Tip 45°	6/box	8065753159	100208338
CENTURION® Active INTREPID® Ultra Hybrid Tip 30°	6/box	8065753134	100207171
CENTURION® Active INTREPID® Nano Hybrid Tip 30°	6/box	8065753136	100208838
CENTURION® Active 0.9 MicroSmooth® Hybrid Tip 30°	6/box	8065753158	100222776
CENTURION® Active INTREPID® Ultra Balanced 45°	6/box	8065752201	100009963
CENTURION® Active INTREPID® Ultra Balanced 30°	6/box	8065752200	100009955
CENTURION® Active INTREPID® Ultra Mini-Flared KELMAN® 45°	6/box	8065752193	100055110
CENTURION® Active INTREPID® Ultra Mini-Flared KELMAN® 30°	6/box	8065752192	100055107
CENTURION® Active INTREPID® Ultra Mini KELMAN® 45°	6/box	8065752245	100010766
CENTURION® Active INTREPID® Ultra Mini KELMAN® 30°	6/box	8065752244	100055019
CENTURION® Active 0.9 MicroSmooth® Balanced 45°	6/box	8065752918	100055945
CENTURION® Active 0.9 MicroSmooth® Balanced 30°	6/box	8065752917	100056645
CENTURION® Active INTREPID® Ultra Tipless	6/box	8065752182	100009953
CENTURION® Active 0.9 MicroSmooth® Tipless	6/box	8065752181	100009952
CENTURION® Active Basic	6/box	8065752180	100009908














***"I really appreciate that
both tips are polymer
coated. It gives me a lot
of flexibility."***

**— Dr. Robert Cionni
Salt Lake City, UT**

INFINITI® INTREPID® PLUS® Fluid Management System

	Quantity	Global Code	SAP Code
INFINITI® INTREPID® PLUS Ultra Mini-Flared KELMAN® 45°	6/box	8065752087	100009094
INFINITI® INTREPID® PLUS Ultra Mini-Flared KELMAN® 30°	6/box	8065752086	100009758
INFINITI® INTREPID® PLUS Ultra Tipless	6/box	8065752082	100009373
INFINITI® INTREPID® PLUS Basic	6/box	8065752081	100009372
INFINITI® 0.9 Micro Tip FMS			
INFINITI® 0.9 MicroSmooth KELMAN® 30°	6/box	8065741087	100003159
INFINITI® 0.9 MicroSmooth Round 30°	6/box	8065741085	100003158
INFINITI® FMS Micro Taper Tip KELMAN 30°	6/box	8065750280	100004405
INFINITI® FMS Micro Taper Tip KELMAN 45°	6/box	8065750281	100055054
ACCESSORIES			
INFINITI® 23G Vitrectomy Probe	6/box	8065751196	100004754
INFINITI® 21G Vitrectomy Pack	6/box	8065750157	100003770

Phaco Tips

Tip Description	Shaft OD (mm)	Shaft ID (mm)	Tip OD (mm)	Tip ID (mm)
0.9mm Hybrid Tip - 30° and 45° 	0.81	0.57	0.99	0.57
0.9mm Balanced Tip - 30° and 45° 	0.81	0.57	0.80	0.57
0.9mm Mini Flared Kelman® Tip - 30° and 45° 	0.82	0.57	0.91	0.82
0.9mm ABS Flared Kelman® Tip - 30° 	0.82	0.57	1.02	0.87
0.9mm ABS Flared Round Tip - 30° 	0.82	0.57	1.02	0.87
0.9mm Kelman® Tip - 30° and 45° 	0.90	0.66	0.90	0.66
0.9mm ABS Round Tip - 30° and 45° 	0.90	0.66	0.90	0.66
0.9mm Tapered Kelman® Tip - 30° and 45° 	0.96	0.66	1.02	0.85
0.9mm Tapered Round Tip - 30° and 45° 	0.96	0.66	1.02	0.85
0.9mm Mini Kelman® Tip - 30° and 45° 	0.82	0.57	0.82	0.57
0.9mm Mini Flared Kelman® OZil® Tip - 12° and 45° 	0.82	0.57	0.91	0.82
0.9mm Mini Flared Kelman® Reverse Bevel Tip - 30° 	0.82	0.57	0.91	0.82
1.1mm ABS Flared Round Tip - 30° and 45° 	0.82	0.57	1.30	1.00

FMS / TO	Sleeve	Incision Width*
FMS [†]	UltraSleeve	2.2 – 2.4mm
	MicroSmooth	2.6 – 3.0mm
	NanoSleeve	1.8 – 2.0mm
FMS [†]	UltraSleeve	2.2 – 2.4mm
	MicroSmooth	2.6 – 3.0mm
	NanoSleeve	1.8 – 2.0mm
FMS	UltraSleeve	2.2 – 2.4mm
	MicroSmooth	2.6 – 3.0mm
	NanoSleeve	1.8 – 2.0mm
FMS TO	UltraSleeve	2.2 – 2.4mm
	MicroSmooth	2.6 – 3.0mm
FMS TO	UltraSleeve	2.2 – 2.4mm
	MicroSmooth	2.6 – 3.0mm
FMS TO	MicroSmooth	2.6 – 3.0mm
FMS TO	MicroSmooth	2.6 – 3.0mm
FMS [‡] TO	MicroSmooth	2.6 – 3.0mm
FMS [‡] TO	MicroSmooth	2.6 – 3.0mm
TO	UltraSleeve	2.2 – 2.4mm
	MicroSmooth	2.6 – 3.0mm
TO	UltraSleeve	2.2 – 2.4mm
	MicroSmooth	2.6 – 3.0mm
TO	UltraSleeve	2.2 – 2.4mm
	MicroSmooth	2.6 – 3.0mm
TO	1.1mm Sleeve (blue)	> 3.0mm

FMS: Fluid Management System. TO: Tip only. [†]CENTURION® FMS only. [‡]INFINITI® FMS only.
 *All configurations are INTREPID® Compatible unless used with MicroSmooth and 1.1mm Sleeve.

INTREPID® Hybrid Tip

Available in FMS only, not as stand alone tip.






	Quantity	Global Code	SAP Code
CENTURION® Active, INTREPID® Ultra Hybrid Balanced 45°	6/box	8065753135	100207170
CENTURION® Active, INTREPID® Nano Hybrid Balanced 45°	6/box	8065753137	100207172
CENTURION® Active 0.9 MicroSmooth® Hybrid Balanced 45°	6/box	8065753159	100208338
CENTURION® Active, INTREPID® Ultra Hybrid Balanced 30°	6/box	8065753134	100207171
CENTURION® Active, INTREPID® Nano Hybrid Balanced 30°	6/box	8065753136	100208838
CENTURION® Active 0.9 MicroSmooth® Hybrid Balanced 30°	6/box	8065753158	100222776

INTREPID® Balanced Tip

Available in FMS only, not as stand alone tip.

	Quantity	Global Code	SAP Code
CENTURION® Active INTREPID® Ultra Balanced 30°	6/box	8065752200	100009955
CENTURION® Active INTREPID® Ultra Balanced 45°	6/box	8065752201	100009963
CENTURION® Active 0.9 MicroSmooth® Balanced 30°	6/box	8065752917	100056645
CENTURION® Active 0.9 MicroSmooth® Balanced 45°	6/box	8065752918	100055945

Accessories

	Quantity	Global Code	SAP Code
Turbohex Wrench 	Each	8065740749	100003300
Auto Washer Kit	Each	8065750456	100004412
CENTURION® INTREPID® Micro-Coaxial System Small Parts:			
CENTURION® INTREPID® Ultra Sleeve 	6/box	8065752900	100057477
CENTURION® INTREPID® Nano Sleeve 	6/box	8065752901	100057478
INFINITI® MicroSmooth® 0.9mm Sleeve 	6/box	8065750159	100004174
INFINITI® MicroSmooth® Ultra Sleeve 	6/box	8065750517	100006362
BIPOLAR COAGULATION ACCESSORIES			
12" Reusable Bipolar Silicone Cable	Each	8065128402	100002002
4" Reusable Straight Forceps (10cm/0.4mm)	Each	8065127501	100001951
3-3/8" Reusable Curved Iris Forceps (9cm/0.5mm)	Each	8065128001	100001952
Single-Use Straight Iris Forceps without Cable	10/box	8065129501	100002229
Single-Use Curved Iris Forceps without Cable	10/box	8065129101	100055015

Irrigation and Aspiration Accessories

INTREPID® Transformer I/A Handpiece



INTREPID® Disposable Bimanual Polymer I/A Set 23G



INTREPID® Coaxial Disposable Polymer Irrigation & Aspiration Handpiece



INTREPID® Disposable Polymer Irrigation & Aspiration Tips



Silicone Irrigation & Aspiration Tips (limited re-use) (Non Intrepid®)



Ultraflow® II Reusable Metal Handpiece



Irrigation and Aspiration Accessories

Description	Pack Size	Global Code	SAP code
TRANSFORMER I/A Handpiece – coaxial/bimanual capabilities	6/box	8065752885	100140964
Bevelled cannula aspiration with polymer coated tip	6/box	8065751922	100010057
Straight	6/box	8065752144	100008921
35° Angled	6/box	8065752145	100008922
Curved	6/box	8065752146	100008923
Straight	6/box	8065751510	100006302
35° Angled	6/box	8065751511	100006303
Curved	6/box	8065751512	100006304
Silicone I/A Tip, 0.3mm, 45° angled	4/box	8065740969	100002848
Silicone I/A Tip, 0.3mm, Straight	4/box	8065740970	100002849
Ultraflow® II Metal I/A Handpiece (Luer Lock)	Each	8065751795	100055065

Reusable Irrigation and Aspiration Metal Tips Handpieces, Irrigation and Aspiration Accessories – Metal I/A Tips

	Quantity	Global Code	SAP Code
Ultraflow® 0.3mm Curved Tip (screw-in)	Each	8065814401	100002854
Ultraflow® 0.3mm 45° Tip (screw in)	Each	8065814501	100002855
INTREPID® 0.3mm Straight I/A Tip	Each	8065751012	100004370
INTREPID® 0.3mm Bent I/A Tip	Each	8065751013	100004315
Sraight 0.3mm I/A Tip	Each	8065817001	100000247
Angled 45° 0.3mm I/A Tip	Each	8065817201	100000248
Angled 90° 0.3mm I/A Tip	Each	8065817301	100000249
Curved 0.3mm I/A Tip	Each	8065817601	100000251

Ophthalmic Viscosurgical Devices (OVDs), Solutions and Drugs



OVDs, Solutions and Drugs







Ophthalmic Viscosurgical Devices (OVDs)

	Concentration	Features	Shelf life (months)	Pack size	Global Code	SAP Code
DuoVisc®						
	-	<ul style="list-style-type: none"> Separate cohesive and dispersive units for surgical flexibility Latex-free 	36	1 x unit 0.5mL Viscoat® + 1 x unit 0.55mL ProVisc®	0004980032	100081147
DisCoVisc®						
	4% chondroitin sulfate 1.7% sodium hyaluronate	<ul style="list-style-type: none"> Viscous-dispersive Latex-free 	24	1mL	0005450046	100081079
Viscoat®						
	4% chondroitin sulfate 3% sodium hyaluronate	<ul style="list-style-type: none"> Dispersive Latex-free 	36	0.75mL	0004520094	100080920
ProVisc®						
	1% sodium hyaluronate	<ul style="list-style-type: none"> Cohesive Latex-free 	36	0.85mL	8065183085	100070088
Cellugel®						
	2% hydroxypropyl-methylcellulose	<ul style="list-style-type: none"> Dispersive Latex-free 	36	1mL	0605050015	100103392

Intraocular Solutions

	Concentration	Description	Size	Shelf life (months)	Global Code	SAP Code
BSS PLUS®						
	Balanced salt solution enriched with bicarbonate, dextrose and glutathione	Intraocular irrigating solution	500mL bag	24	0008200002	100233594
			500mL bottle	24	0008200005	100233600
BSS®						
	Balanced salt solution	Intraocular irrigating solution	500mL bag	36	0017950061	100231936
			500mL bottle	36	0017950062	100231903
			15mL unit dose	36	0003510150	100209158
			36 unit dose/box	36	0003510151	100209550
Miostat®						
	Carbachol 0.01%	Intraocular solution	Unit dose (1.5mL)	24	0000230053	100100086
			12/box		0000230051	100069492

Ophthalmic Drugs*

	Concentration	Size	Global Code	SAP Code
Fluorescite®				
	Fluorescein sodium, 10%	5.0mL	0000920113	100079946
Mydracyl® Eye Drops				
	Tropicamide, 0.5%	15.0mL	0003520017	100080510
	Tropicamide, 1.0%	15.0mL	000350079	100101060
Alcaine® Eye Drops				
	Proxymetacaine hydrochloride, 0.5%	15.0mL	0002100065	100100374
Cyclogyl® Eye Drops				
	Cyclopentolate hydrochloride, 1.0%	15.0mL	0002220061	100100400
Cyclomydril® 2mL (SAS)†				
	Cyclopentolate hydrochloride and phenylephrine hydrochloride	2.0mL	0003590002	100000753

*Product images are for illustrative purposes only. Actual packaging may vary.

†This product is not registered in the ARTG and is only supplied via the Special Access Scheme.





Vitreoretinal Surgery

Vitreoretinal Surgery

The CONSTELLATION® Vision System is the centrepiece of the Alcon retina portfolio, designed to help surgeons improve surgical efficiency and procedural versatility with bevel tip vitreous cutter.¹⁻⁴ With real-time infusion adjustments and Alcon's proprietary non-invasive flow sensor, the CONSTELLATION® Vision System is designed to add a measure of stability to vitrectomy procedures.⁵⁻⁷

The CONSTELLATION® Vision System integrates seamlessly with the next-generation PUREPOINT® Laser, which features voice confirmation, multifunction footswitch, and dual laser attachment ports. The CONSTELLATION® Vision System continuously evolves to power Alcon's vitreoretinal technologies, including the NGENUITY® 3D Visualisation System, which provides real-time surgical feedback and immersive visualisation on one screen.


A wide suite of ILLUMINATION® accessories and GRIESHABER® instrumentation complements with onboard options and features of the CONSTELLATION® Vision System.

References: 1. Alcon data on file, 2017. Final report for Advanced Ultravit Vitreous Flow Rate (954-2120-101). 2. Vasavada V *et al.* Incision integrity and postoperative outcomes after microcoaxial phacoemulsification performed using 2 incision-dependent systems. *J Cataract Refract Surg* 2013;39:563-571. 3. Davison JA. Two-speed phacoemulsification for soft cataracts using optimized parameters and procedure step toolbar with the CENTURION® Vision System and Balanced Tip. *Clin Ophthalmol* 2015;9:1563-1572. 4. De Castro LEF *et al.* Quantization of fluid movement during torsional and longitudinal phacoemulsification. *J Cataract Refract Surg* 2010;36:1018-1023. 5. Riemann CD *et al.* Prevention of intraoperative hypotony during vitreoretinal surgery: an instrumental comparison. Poster presented at ASRS 2010. 6. Chu TG *et al.* Comparison of aqueous flow rates with two commercially available vitrectomy systems. Poster presentation 3609. 7. Buboltz DC *et al.* New method for evaluating flow rates and intraocular pressures during simulated vitreoretinal surgeries. Poster presentation 3612.





CONSTELLATION® Vision System




CONSTELLATION® Vision System

	Description	Quantity	SAP Code
CONSTELLATION® Vision System 	CONSTELLATION® LXT x 1*F CR5	1	100188147
	CONSTELLATION® XT (without embedded laser) x 1*F CR5	1	100007768
System Components	CONSTELLATION® Articulating Tray Arm	1	100007765
	PUREPOINT® Embedded Laser Module	1	100004763
	CONSTELLATION® Base Unit	1	100004799
	CONSTELLATION® Auxiliary Illuminator	1	100004800
	CONSTELLATION® Footpedal (includes cable)	1	100007783
	CONSTELLATION® Remote Control	1	100007784
Replacement Parts	CONSTELLATION® Operators Manual	1	100007785
	Monolith Dust Cover	1	100056477
	Tabletop Dust Cover	1	100056480
Stand Alone Compartments	Disposable Tray Arm Cover	1	100006222

CONSTELLATION® Accessories

		Quantity	Global Code	SAP Code
CONSTELLATION® Fragmentation Pak 20G		6/box	8065750958	100007216
CONSTELLATION® Sterilisation Tray (U/S & Fragmentation Handpiece)		1	8065803602	100000324
 <p>OZil® Torsional Handpiece*</p>	<p>The unique OZil® Torsional handpiece is the only phaco device that features side-to-side oscillating ultrasonic movement.¹ The result is a wide range of exceptional benefits during phacoemulsification procedures.¹</p> <ul style="list-style-type: none"> • Reduces repulsion • Improves followability • Improves thermal safety profile • Small and lightweight handpiece 	1	8065750469	100006321
 <p>CONSTELLATION® Pneumatic Handpiece, DSP</p>	<p>Designed for use with 20, 23, 25, 25+, or 27+ series GRIESHABER® Advanced DSP tips</p> <ul style="list-style-type: none"> • Lightweight, ergonomic handle with superior control of actuation through the footpedal • Single-cut or multi-cut scissors actuation similar to MPC • Proportional control also available for scissors or forceps • EnGauge® RFID • Sterile, single-use 	6/box	725.03	100055055
 <p>Auto Gas Fill Pack</p>	<p>V-LOCITY® efficiency component</p> <ul style="list-style-type: none"> • Automatic purge and fill of syringe with undiluted C3F8 or SF6 gases • Designed to simplify the gas fill process • EnGauge® RFID • Sterile, single-use 	6/box	8065751014	100008356
 <p>CONSTELLATION® VFC Pak</p>	<p>Sterile pack for injection and extraction of silicone oil</p> <ul style="list-style-type: none"> • Includes VFC Syringe Adaptor with EnGauge® RFID, 10cc Syringe Barrel, Syringe Stopper, 20 Gauge Cannula, 23 Gauge Cannula, 25 Gauge Cannula, High Speed Extraction Sleeve, Push Rod • EnGauge® RFID • Sterile, single-use 	6/box	8065750957	100005878
<p>CONSTELLATION® Anterior Pak Basic</p>	<p>Sterile pack for injection and extraction of silicone oil</p> <ul style="list-style-type: none"> • Includes VFC Syringe Adaptor with EnGauge® RFID, 10cc Syringe Barrel, Syringe Stopper, 20 Gauge Cannula, 23 Gauge Cannula, 25 Gauge Cannula, High Speed Extraction Sleeve, Push Rod • EnGauge® RFID • Sterile, single-use 	6/box	8065751883	100058575

	Size	Quantity	Global Code	SAP Code
<p>Diathermy Probe, DSP</p> <ul style="list-style-type: none"> • Pointed 30° tip • For use with CONSTELLATION® Vision System • Designed for use with 20, 23, 25 and 27+ tips 	25G	6/box	339.21	100010237
	27+G	6/box	339.31	100010238
	12" Reusable Bipolar Silicone Cable	1	8065128402	100002002

*Compatible with the CONSTELLATION® Vision System when performing phacoemulsification.


CONSTELLATION® Surgical packs – 23G

CONSTELLATION® Vitrectomy TOTAL PLUS® Pak

Non-Valved Contents Include:

- 23 Gauge ULTRAVIT® Vitrectomy Probe
- Cassette/Drain Bag
- 23 Gauge Endoilluminator
- 4mm Infusion Cannula
- EDGEPLUS® Trocar/Cannula Sets
- 23 Gauge Plugs (3)
- Sterile Front Panel Drape
- 3-way Stopcock
- 20 cc Syringe
- Straight Endoilluminator



	Description	Quantity	Global Code	SAP Code
CONSTELLATION® Vitrectomy TOTAL PLUS® Pak 23G 	5000 CPM	6/box	8065751058	100006382
	5000 CPM Valved Cannulas	6/box	8065751900	100010054
	7500 CPM Valved Cannulas	6/box	8065751613	100055520
	10000 CPM Valved Cannulas	6/box	8065752435	100132427
STANDALONE COMPONENTS				
CONSTELLATION® ULTRAVIT® Vitrectomy Probe	7500 CPM	6/box	8065149527	100055320
	10000 CPM	6/box	8065149530	100056081
23G Small Parts Kit	Includes infusion cannula and plugs set	6/box	8065750842	100005827
23G Plugs		6/box	8065750837	100004341


CONSTELLATION® Surgical packs – 23G

CONSTELLATION® Combined Procedure Pak

Contents Include:

- 23 Gauge ULTRAVIT® Vitrectomy Probe
- Cassette/Drain Bag
- 23 Gauge Endoilluminator
- 4 mm Infusion Cannula
- EDGEPLUS® Trocar/Cannula Sets
- 23 Gauge Plugs (3)
- Sterile Front Panel Drape
- 3-way Stopcock
- 20 cc Syringe
- Test Chamber
- I/A Tip Wrench
- Straight Endoilluminator



	Description	Size	Quantity	Global Code	SAP Code
CONSTELLATION® Vitrectomy Combined Procedure Pak 23G 	5000 CPM	0.9 mm	6/box	8065751077	100006386
	5000 CPM Valved Cannulas	0.9 mm	6/box	8065751908	100010049
	7500 CPM Valved Cannulas	0.9 mm	6/box	8065751765	100055521
	10000 CPM Valved Cannulas	0.9 mm	6/box	8065752448	100132011
STANDALONE COMPONENTS					
23G Infusion Cannula	No priming tray		12/box	8065750841	100004342
EDGEPLUS® Valved Entry System	1 ct	4 mm	12/box	8065751585	100007398
	3 ct	4 mm	12/box	8065751657	100007879
	1 ct	6 mm	12/box	8065751800	100009422
	3 ct	6 mm	12/box	8065751801	100009423
EDGEPLUS® Trocar/Cannula Set	1 ct	4 mm	12/box	8065751446	100004759
	3 ct	4 mm	12/box	8065751447	100004760


CONSTELLATION® Surgical packs – 25+G

CONSTELLATION® Vitrectomy TOTAL PLUS® Pak

Non-Valved Contents Include:

- 25+ Gauge ULTRAVIT® Vitrectomy Probe
- Cassette/Drain Bag
- 25+ Gauge Endoilluminator
- EDGEPLUS® Trocar/Blade
- Scleral Plugs (3)
- Sterile Front Panel Drape
- 3-way Stopcock
- 20 cc Syringe
- Straight Endoilluminator



	Description	Quantity	Global Code	SAP Code
CONSTELLATION® Vitrectomy TOTAL PLUS® Pak 25+G 	7500 CPM	6/box	8065751617	100055374
	10000 CPM	6/box	8065752437	100132375
	20000 CPM	6/box	8065830026	100205625
STANDALONE COMPONENTS				
CONSTELLATION® ULTRAVIT® 25+G Vitrectomy Probe (27 mm)	7500 CPM	6/box	8065751570	100055512
	10000 CPM	6/box	8065752415	100132415
	20000 CPM	6/box	8065753106	100205767
CONSTELLATION® ULTRAVIT® 25+G Vitrectomy Probe (30 mm)	25G Plugs	6/box	8065751443	100004756
	25G Small Parts Kit (includes infusion cannula and plugs set)	6/box	8065751442	100004755

CONSTELLATION® Surgical packs – 25+G

CONSTELLATION® Combined Procedure Pak

Contents Include:

- 25+ Gauge ULTRAVIT® Vitrectomy Probe
- Cassette/Drain Bag
- I/A Tip Wrench
- Irrigation Sleeves (2) with BSI (1)
- Straight Endoilluminator



	Description	Size	Quantity	Global Code	SAP Code
CONSTELLATION® Vitrectomy Combined Procedure Pak 25+G 	7500 CPM	0.9 mm	6/box	8065751765	100055521
	10000 CPM	0.9 mm	6/box	8065752448	100132011
	20000 CPM	0.9 mm	6/box	8065000095	100224010
STANDALONE COMPONENTS					
EDGEPLUS® Valved Entry System	1 ct	4 mm	12/box	8065751586	100007399
	3 ct	4 mm	12/box	8065751658	100007880
	1 ct	6 mm	12/box	8065751782	100009324
	3 ct	6 mm	12/box	8065751778	100009322
EDGEPLUS® Trocar/Cannula Set	1 ct	4 mm	12/box	8065751448	100004761
	3 ct	4 mm	12/box	8065751449	100004762

CONSTELLATION® Surgical packs – 25+G Short

CONSTELLATION® Vitrectomy TOTAL PLUS® Pak

Contents Include:

- 25+ Gauge Short ULTRAVIT® Vitrectomy Probe
- Cassette/Drain Bag
- 25+ Gauge Short Endoilluminator
- 3.2 mm Sew-On Infusion Cannula
- EDGEPLUS® Trocar Blade
- Scleral Plugs (3)
- Sterile Front Panel Drape
- 3-way Stopcock
- 20 cc Syringe
- Test Chamber
- I/A Tip Wrench
- Irrigation Sleeves with BSI (1)



	Description	Quantity	Global Code	SAP Code
CONSTELLATION® Vitrectomy TOTAL PLUS® Pak 25+G Short	7500 CPM	6/box	8065751715	100058552
STANDALONE COMPONENTS				
CONSTELLATION® ULTRAVIT® 25+G Short Vitrectomy Probe (18 mm)	7500 CPM	6/box	8065751704	100058554
	25+ Short Endoilluminator	6/box	8065751705	100007177


CONSTELLATION® Surgical packs – 27+G

CONSTELLATION® Vitrectomy TOTAL PLUS® Pak

Non-Valved Contents Include:

- 27+ ULTRAVIT® Vitrectomy Probe
- Cassette/Drain Bag
- 27+ Gauge Endoilluminator
- EDGEPLUS® Valved Cannula Trocar/Blade
- Sterile Front Panel Drape
- 3-way Stopcock
- 20 cc Syringe
- Straight Endoilluminator



	Description	Quantity	Global Code	SAP Code
CONSTELLATION® Vitrectomy TOTAL PLUS® Pak 27+G 	7500 CPM	6/box	8065752062	100055372
	10000CPM	6/box	8065752439	100132419
	20000CPM	6/box	8065753109	100205768
STANDALONE COMPONENTS				
CONSTELLATION® ULTRAVIT® 27+G Vitrectomy Probe (27 mm)	7500 CPM	6/box	8065751700	100055414
	10000CPM Stand Alone Probe	6/box	8065752417	100132426
	20000CPM	6/box	8065830027	100205766

CONSTELLATION® Surgical packs – 27+G

CONSTELLATION® Combined Procedure Pak

Contents Include:

- 27+ Gauge ULTRAVIT® Vitrectomy Probe
- Cassette/Drain Bag
- 27+ Gauge Endoilluminator
- EDGEPLUS® Trocar/Blade
- Scleral Plugs (3)
- Sterile Front Panel Drape
- 3-way Stopcock
- 20 cc Syringe
- Straight Endoilluminator



	Description	Size	Quantity	Global Code	SAP Code
CONSTELLATION® Vitrectomy Combined Procedure Pak 27+G 	7500 CPM	0.9 mm	6/box	8065752059	100055373
	10000 CPM	0.9 mm	6/box	8065752452	100132421
	20000 CPM	0.9 mm	6/box	8065000096	100224011
STANDALONE COMPONENTS					
27+G Enhanced Infusion Cannula	With priming tray	27G	12/box	8065752125	100085743
EDGEPLUS® Valved Entry System	3 ct	4 mm	12/box	8065751697	100055387

Anterior Surgical Packs and Accessories

	Size	Quantity	Global Code	SAP Code
CONSTELLATION® Phaco Pak <ul style="list-style-type: none"> • Tipless • Cassette/Drain bag • Sterile Front Panel Drape • Test Chamber • I/A Tip Wrench • Irrigation Sleeves (2) with BSI (1) 	0.9 mm	6/box	8065751155	100005877
CONSTELLATION® ULTRAVIT® Anterior Vitrectomy Probe <ul style="list-style-type: none"> • 20 Gauge ULTRAVIT® Anterior Vitrectomy Probe • Curved Irrigating Cannula • EnGauge® RFID 		6/box	8065751020	100005199
CONSTELLATION® ULTRAVIT® Anterior Vitrectomy Coaxial Irrigation Sleeve, DSP		6/box	8065750352	100004595
CONSTELLATION® System Replacement Drain Bag		12/box	8065751162	100007768
SMALL PARTS KITS				
Turbo Hex Wrench		1 each	8065740749	100003300
MICROSMOOTH® High Infusion Sleeve Kit	0.9 mm	6/box	8065740842	100002815
	1.1 mm	6/box	8065740872	100002816
MICROSMOOTH® Small Parts Kit	0.9 mm	6/box	8065750159	100004174
	1.1 mm	6/box	8065750160	100004175
MICROSMOOTH® Ultra Small Parts Kit	0.9 mm	6/box	8065750517	100006362
	1.1 mm	6/box	8065750518	100006363
MICROSMOOTH® Micro Small Parts Kit	1.1 mm	6/box	8065750519	N/A

GRIESHABER® Instruments and Accessories








Grieshaber®

finesse™
Flex Loop


GRIESHABER® Instruments and Accessories

	Model	Quantity	Global Code	SAP Code
<p>GRIESHABER® Aspheric Macular Lens</p> <ul style="list-style-type: none"> • Excellent self retaining qualities with more than 200mm² corneal surface contact area • Six tabs stabilise but do not interfere with cannulas or globe rotation 	~30° FOV -59D	6/box	618.60	100010422
<p>FINESSE™ Flex Loop</p> <ul style="list-style-type: none"> • Curved Nitinol loop designed for optimal scraping force • Scraper loop can be fully or partially retracted to adjust the force applied to the retina as needed • Compatible with valved and non-valved cannulas 	23G	6/box	338.23	100055559
	25+	6/box	338.25P	100055560
	27G	6/box	338.27	100055561

GRIESHABER® Instruments and Accessories

	Model	Quantity	Global Code	SAP Code
Sclerotomy Adaptor, DSP <ul style="list-style-type: none"> Allows conversion of a 20 Gauge non-cannulated incision down to either a 23 Gauge or 25 Gauge cannula-based surgery Contains one sclerotomy adaptor and one plug Single-use, sterile 	20/23G	6/box	617.91	100004399
	20/25G	6/box	617.92	100004400
GRIESHABER® ULTRASHARP® Dissection Knife <ul style="list-style-type: none"> Spatula-shaped knife of 0.6 mm used to make self-sealing incision at the limbus This knife can be used to make incision for Flexible Iris Retractors (611.74/611.75) 	For use with 20G, 23G, 25G, 25+G, 27+G	3/box	681.05	100002011
Flexible Iris Retractors <ul style="list-style-type: none"> Strong yet flexible nylon hooks for mechanical iris dilation Smooth finish on material in contact with the cornea and iris Single-use, sterile 	1 unit of 5 retractors	1/box	611.74	100003156
	6 units of 5 retractors	1/box	611.75	100003157
Diathermy Probe, DSP <ul style="list-style-type: none"> Designed to selectively coagulate tissue Pointed 30° tip for optimal visualisation Ergonomic handle design For use on CONSTELLATION® Vision System Single-use, sterile  	25G	6/box	339.21	100010237
	27+G	6/box	339.31	100010238
	12" Reusable Bipolar Thermas Cable	1	8065128301	100001953
	12" Reusable Bipolar Silicone Cable	1	8065128402	100002002







ILLUMINATION® Accessories



ILLUMINATION® Accessories

	Size	Quantity	Global Code	SAP Code
Straight Endoilluminator <ul style="list-style-type: none"> • Precision polished fibre designed to eliminate shadows, rings and pattern anomalies • Smooth rounded distal tip for easy insertion • Sterile, single-use   	20G	12/box	8065750971	100005200
	23G	12/box	8065750972	100005201
	25G	12/box	8065750976	100005203
	25+G	12/box	8065751441	100007177
	27+G	12/box	8065751701	100055385
Sapphire Wide Angle Illuminator <ul style="list-style-type: none"> • Designed to reduce glare • Engineered for increased wide-angle illumination and peripheral visualisation • Sterile, single-use    	20G	12/box	8065750975	100005202
	23G	12/box	8065751184	100006127
	25G	12/box	8065751185	100006128
	25+G	12/box	8065751486	100007835

ILLUMINATION® Accessories

	Size	Quantity	Global Code	SAP Code
<p>Illuminated Membrane Pik</p> <ul style="list-style-type: none"> • Provides illumination for vitreoretinal surgery for 23G and 25G cases • Allows manipulation and provides illumination of vitreous tissue or membranes during vitreoretinal surgery on 23G and 25G cases   	23G	12/box	8065751576	100006450
	25G	12/box	8065751572	100006447
<p>Chandelier Lighting System</p> <ul style="list-style-type: none"> • Includes 25G EDGEPLUS® trocar/cannula for insertion • Able to engage in either the 23G or 25G cannula hubs • Wider coverage area than standard or wide angle • Angle of illumination angle is 106°   	25G	12/box	8065751577	100006451






PurePoint® Laser





PurePoint® Laser

	Quantity	Global Code	SAP Code
PUREPOINT® Laser 	1	8065750597	100005886
PUREPOINT® LIO 	1	8065752987	200004352
PUREPOINT® Laser Workstation 	1	8065751190	100006123
Operators Manual, PUREPOINT® Laser	1	8065751131	N/A
Stand for LIO at Headset	1	8065750891	N/A
Safety Glasses (with case) for 532nm wavelength	1	8065750107	100003116









PurePoint® Laser Accessories

	Quantity	Global Code	SAP Code
SITE LAMP ADAPTATIONS			
Fibre Strain Relief	1	8065750256	100109171
HAAG-STREIT* 900BM/TOPCON* SL3E SL Adaptation 	1	8065-5011-01	100002003
SL 30 Advanced Adaptation	1	8065751193	N/A
SL 1000 Advanced Adaptation	1	8065751195	100007172
LASER FILTERS			
Y Cable Assembly	1	8065750244	100109171
ZEISS*/Möeller Slit Lamp Filter	1	8065750260	100109172
LuxOR®/ZEISS*/Möeller Tethered Filter 	1	8065750448	100006323
LuxOR®/ZEISS*/Möeller Passive Filter (Fixed Filter) 	1	8065751051	100006649
WILD/LEICA Tethered Safety Filter 	1	8065-5002-01	100002004
WILD/LEICA Passive Filter (Fixed Filter) 	1	8065751502	100007786

PurePoint® Laser Probes

	Size	Quantity	Global Code	SAP Code
Illuminated Flex Curved Laser Probe <ul style="list-style-type: none"> • Laser plus illumination in a curved-tip probe • Flexible nitinol tip extends from rigid tapered cannula • Glass laser fibre, plastic illumination fibre • Large tactile tip indicator • Angle of illumination is 78°  	23G	6/box	8065751592	100008759
	25G	Each	8065751593	100008791
Vektor® Articulated Illuminated Laser Probe 	23G	6/box	8065752554	100085759
	25G	6/box	8065752555	100109319
	27G	6/box	8065752556	100072419
Flexible Tip Laser Probe <ul style="list-style-type: none"> • Flexible nitinol tip, easy insertion and removal through the cannula • 40° bend angle provides 6.0 mm of access to the periphery retina • Sterile, single-use  	23G	6/box	8065751113	00004318
	25G	6/box	8065751114	100004319
	27+G	6/box	8065751709	100055388
Straight Laser Probe <ul style="list-style-type: none"> • Precise fibre centring for accuracy • Plastic handpiece offers tactile feel • Sterile, single-use  	23G	6/box	8065750991	100006198
	25G	6/box	8065750978	100006130

ILLUMINATION® Connectors

ILLUMINATION® CONNECTORS	
	ALCON® NON-RFID
	CONSTELLATION® RFID
	INFINITECH®
	GRIESHABER®
RFID	
	with RFID
	without RFID
PREFERRED USE WITH	
	CONSTELLATION® Vision System
	PUREPOINT® Laser
EYELITE®	Photocoagulator

Gases and Tamponades



Gases and Tamponades

	Quantity	Global Code	SAP Code
ISPAN Intraocular Gas (125g)* (+ 50 ISPAN Patient Cards & Bracelets) 	1	SF6	900231278
	1	C3F8	900231277
ISPAN Tank Regulator (125g) 	1	8065797303	100007180
Regulator Gasket Kit O-rings 	10/box	8065797401	100085777
ISPAN Tank Stand 	1	8065797201	100001948
ISPAN Patient Bracelet	1	TAM110	100132839
ISPAN Patient Card	1	TAM111	100132841
CONSTELLATION® Intraocular Gas (125g)† (+ 50 ISPAN Patient Bracelets) 	1	SF6 20263	900231271
	1	C3F8 20264	900231275
Perfluoron® Perfluorocaron Liquid Procedural Kit 	5mL [†] 1/box	8065900111	100002903
	7mL [†] 1/box	8065900112	100002904





Visualisation Technology

Visualisation Technology

Alcon has commercialised the NGENUITY® 3D Visualisation System to help address the unmet needs associated with surgical visualisation with precision,^{1,2} efficiency,^{2,4} and reduced patient risk.^{5,6}

NGENUITY® seeks to improve the surgeon experience by providing extended depth of field,^{††1} high magnification performance,^{††1} integration with CONSTELLATION®, CENTURION®, ORA Verifeye®+, digital image optimisation,² reduced endo-illumination, enhanced surgeon collaboration and training, improved surgical ergonomics, and real-time 2D and 3D video capture, compared to analogue microscopes.

The product consists of four components that augment the visualisation offered by a surgical microscope, working in tandem to provide a digitally assisted surgery system with a 3D heads-up display:

- 1. 3D high dynamic range camera⁷**
- 2. Advanced 3D 4K OLED surgical display⁷**
- 3. Ultra-high-speed image processor⁷**
- 4. Passive, polarised 3D glasses⁷**

With REVALIA® designed to manage the surgical procedures with stable and enhanced visualisation,^{§2} while maintaining efficiency and control at each surgical step.⁸⁻¹⁰

[†]Compared to analog microscopes including the Leica® Proveo 8 and Zeiss® OPMI LUMERA® 700 scopes.

[§]Specified performance was achieved at maximum system magnification with an aperture setting of 30% open and viewing distance of 1.2 metres with NGENUITY® 3D Visualisation System.^{1,2}

[§]Compared to ZEISS Lumera® T and Lumera® 700.

*Trademarks are the property of their respective owners.


References: **1.** Cionni RJ *et al.* Evaluating Red Reflex and Surgeon Preference Between Nearly-Collimated and Focused Beam Microscope Illumination Systems. *Transl Vis Sci Technol* 2015;4(4):7. **2.** Alcon drawing number 955-7210-004. Scientific Support Document, Communication for Alcon LuxOR Red Reflex and Depth of Focus Calculations. **3.** Schwiegerling J and Dimalanta R. Depth of focus measurements of ophthalmic surgical microscopes. Poster presented at: The Association for Research in Vision and Ophthalmology; May 1-5, 2016; Seattle, WA. **4.** LuxOR REVALIA® (LX3 LED) Ophthalmic Microscope Operator's Manual. **5.** CONSTELLATION Operator's Manual. **6.** CENTURION Operator's Manual. **7.** Alcon Data on File. Yin L, Sarangapani R. Assessment of visual attributes for NGENUITY® 3D Visualization System 1.0 for digitally assisted vitreoretinal surgery. Alcon Modeling and Simulation. January 2016. **8.** NGENUITY 3D Visualisation System Operator's Manual. **9.** Brooks CC *et al.* Consolidation of imaging modalities utilizing digitally assisted visualization systems: the development of a surgical information handling cockpit. *Clin Ophthalmol* 2020;14:557-569. **10.** Agranat JS, Miller JB. 3D surgical viewing systems in vitreoretinal surgery. *Int Ophthalmol Clin* 2020;60(1):17-23.

REVALIA®



REVALIA® Ophthalmic Microscopes

LUXOR®

	Inclusions	Size	Global Code	SAP Code
 <p>LX3 LuxOR® REVALIA® LED Package</p>	Single oculars (no camera)	175/200mm	8065753150	100208653
	LX3 LED LuxOR®	175mm	8065753073	100205810
	Foot control LX3		8065752566	100056014
	Stand LX3 LED		8065753095	100205812
	WD=200 Objective for LuxOR™		8065752391	100010294
	Binocular Inclinable 0-215°		8065752306	100009840
	Small parts kit		8065753082	100205808
<p>REVALIA® LED LuxOR® Camera Integrated</p>		175/200mm	8065753152	100208649
	LXE LED QVUE	175mm	8065753073	100205810
	Foot control LX3		8065752566	100056014
	Stand LX3 LED		8065753095	100205812
	Binocular 0-215		8065752306	100009840
	Lens, Objective, WD200		8065752391	100010294
	Integrated 1 MOS camera package		8065752906	100085765
	Small parts kit		8065753082	100205808

REVALIA® Ophthalmic Microscopes


QVUE™

	Inclusions	Size	Global Code	SAP Code
<p data-bbox="124 371 550 405">LX3 Q-VUE™ REVALIA® LED Package</p> 	Twin ocular, not swappable (no camera)	175mm	8065753151	100208652
		200mm	8065753152	100208649
	LX3 LED QVUE	175mm	8065753072	100205807
		200mm	8065753071	100203875
	Foot control LX3	175mm	8065752566	100056014
		200mm	8065752566	100056014
	Stand LX3 LED	175mm	8065753095	100205812
		200mm	8065753095	100205812
	Binocular Inclenable 0-215°	175mm	8065752306	100009840
		200mm	8065752306	100009840
	Small parts kit	175mm	8065753082	100205808
		200mm	8065753082	100205808

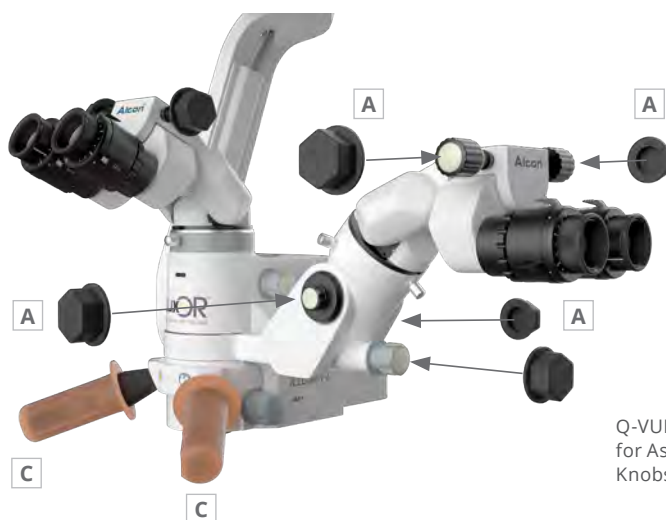
Small Parts Kit

	Inclusions	Quantity	Global Code	SAP Code
SMALL PARTS KIT		1	8065753082	100205808
	A Knob, cover, small (2 sets of 12 units)	1	8065752311	100009889
	B Knob, cover, large	1	8065752312	100009890
	C Knob covers enhanced	1	8065753021	100145891

REVALIA® Configuration - Standard



REVALIA® Configuration - QVUE™




Q-VUE™ with extra covers for Assistant PD (2x), Magnify Knobs (2x) & Fine-Focus (1x)

Upgrade Kits

	Global Code	SAP Code
Enhanced to LED upgrade kit	8065753153	100208650
A LED upgrade kits no-enh LX3	8065753092	100207006
Upgrade kit libero LED	8065753096	100205809
LED Ops manual	8065753094	N/A
B LED carrying case	8065754022	N/A
C REVALIA® branded skin	8065000005	N/A
Non-Enh to LED upgrade kit	8065752945	100056024
A LED upgrade kits no-enh LX3	8065753092	100207006
Upgrade kit libero LED	8065753096	100205809
D Handles set, LuxOR® upgrade kit	8065752564	N/A
Knob covers Enh	8065753021	100145891
LED Ops manual	8065753094	N/A
B LED carrying case	8065754022	N/A
C REVALIA® branded skin	8065000005	N/A



Accessories – REVALIA® and LuxOR® LX3

	Inclusions	Global Code	SAP Code
LuxOR® LED Module 3 packs		8065754031	100208357
	LED Module Cool White	8065753085	100205811
	LED Module Mixed White	8065753086	100205813
	LED Module Warm White	8065753084	100205806
Foot Controller, Wireless, LX3 		8065752566	100056014
Cable for pedal charger LuxOR®		8065752337	N/A
Knob covers set (enhanced)		8065753021	100145891
	A Knob cover, Small	8065752311	100009889
	B Knob cover, Large	8065752312	100009890
LX3 Q-VUE™ knob cover set enhanced*		8065753079	100166224
	A Knob cover, Small	8065752311	100009889
	B Knob cover, Large	8065752312	100009890
	D Knob covers (1 set = 6 units)	8065753021	100145891

A
Small



B
Large



C
Large, orange



D
Knob cover set



* Sets provide all covers necessary for 1 LX3 procedure, under a single catalog number. Newer Enhanced style.

** Sets provide all covers necessary for 1 LX3 procedure, under a single catalog number. Older non-enhanced covers.

Accessories – REVALIA® and LuxOR® LX3






	Inclusions	Global Code	SAP Code
LX3 LUXOR® knob cover set enhanced*		8065753077	100166223
	A Knob cover, Small	8065752311	100009889
	B Knob cover, Large	8065752312	100009890
	D Knob covers (1 set = 6 units)	8065753021	100145891
LUXOR®/Q-VUE™ Handle cover, Orange – Version E71		8065752368	100009162
LX3 LUXOR® knob cover, Large, Orange		8065752563	100085761
LX3 LUXOR® knob cover kit**		8065752944	100056023
	A Knob cover, Small	8065752311	100009889
	B Knob cover, Large	8065752312	100009890
	C Knob cover, Large, Orange (1 set = 6 units)	8065752563	100085761
LX3 Q-VUE™ cover kit**		8065752945	100056024
	A Knob cover, Small	8065752311	100009889
	B Knob cover, Large	8065752312	100009890
	C Knob cover, Large, Orange (1 set = 6 units)	8065752563	100085761




* Sets provide all covers necessary for 1 LX3 procedure, under a single catalog number. Newer Enhanced style

** Sets provide all covers necessary for 1 LX3 procedure, under a single catalog number. Older non-enhanced covers




Accessories – LuxOR® LX3

		Global Code	SAP Code
Video recording			
Video Overlay HD		8065751495	100007215
Video Adaptor, PRO, F=50 mm 	SD	8065752318	N/A
	HD	8065752387	N/A
1MOS embedded video; Includes control unit on bracket, camera, adapter, beamsplitter, and cables		8065752906	100085765
3MOS embedded video; Includes control unit on bracket, camera, adapter, beamsplitter, and cables		8065752907	100056022
WD=200 Objective for LuxOR™ 		8065752391	100010294
Binocular assistant and beam splitters			
Binocular Assistant Kit 		8065752296	100009821
Binocular Assistant reclining		8065752306	100009840
Binocular Co-Observation Tube		8065752315	100009893
BEAM SPLITTER, 80/20 		8065752314	100009892
BEAM SPLITTER, 50/50 		8065752317	100009895

Accessories – LuxOR® LX3





	Global Code	SAP Code
Optical Head		
Optical head kit	8065752304	N/A
Accessories kit	8065752321	100009841
Optical head kit 200 mm LuxOR®	8065752323	N/A
Optical head kit 175 mm LuxOR® Q-VUE™	8065752332	N/A
Optical head kit 200 mm LuxOR® Q-VUE™	8065752333	N/A
Other		
12V 100W Halogen bulb w/Cartridge 	8065752308	100009841

Accessories – OCULUS BIOM®

		Supplier Code*
BIOM		
BIOM® 5m, mechanically focused		55462BIOM
BIOM® 5ml, long version, mechanically focused 		55463BIOM
Biom® 5c, motorised focus		55400BIOM
BIOM® 5cl, long version, motorised focus 		55403BIOM
SDI		
SDI® 4m, Stereo Diagonal Inverter, mechanically switched		54302SDI
SDI® 4e, Stereo Diagonal Inverter, electrically switched 		54300I
SDI® 4c, Stereo Diagonal Inverter, electrically focused, for motorised focus of BIOM® 5c		54320SDI





*OCULUS Accessories are distributed by Design for Vision in Australia and New Zealand. This section is informative only to support the team in their conversation with the customers.

Accessories – OCULUS BIOM®

		Supplier Code*
Surgical ophthalmoscopy lenses for BIOM® 5		
WFE lens for BIOM® 3/4/5 		53602
WiFi HD lens for BIOM® 3/4/5 		53603
90D lens for BIOM® 3/4/5 		53604
HiRes lens for BIOM® 3/4/5 		53606
Reduction lenses		
Reduction lens for BIOM® 5m/5c for f = 175 mm		55401BIOM
Reduction lens for BIOM® 5ml/5cl for f = 200 mm 		55404BIOM
Reduction lens for BIOM® 5m/5c for f = 200 mm		55405BIOM



Accessories – OCULUS BIOM®

Supplier Code*

Accessories		Supplier Code*
<p>Sterilisable rubber cap for knurled screw</p> 		54580BIOM
<p>Sterilisable rubber cap for SDI® 4</p>		54335SDI
<p>Sterilisation container incl. Sterilisation inset for 1 set of BIOM® 5 90D lens for BIOM® 3/4/5</p> 		55180BIOM
<p>Inset for sterilisation container for 1 set of BIOM® 5</p> 		55185BIOM
<p>Single use paper filters for sterilisation container</p>		55190BIOM
<p>Adapter plate for BIOM® 5/BIOM® ready</p> 		55423BIOM
<p>Adapter plug for use of BIOM® c/cl with SDI® 3c</p>		54406BIOM


*OCULUS Accessories are distributed by Design for Vision in Australia and New Zealand. This section is informative only to support the team in their conversation with the customers.

Accessories – OCULUS BIOM®

		Supplier Code*
Accessories		
Motor unit for BIOM® 5c/cl, exchange part		54405BIOM
Drive belt for BIOM® c/cl 		54176BIOM
Cable support for BIOM® c/cl 		54178BIOM
Dual switch adapter for two SDI® 4c		54878
Combination foot switch for SDI® c/ BIOM® c/cl		54881
Foot switch for SDI® 4e		54883SDI
Extension cable to SDI® e/c foot switch		54885
2-pin to 5-pin adapter		54889
Extension cable for voltage power supply plug, for SDI® e/c, 3-pin, cable length approx. 5 m		54898

*OCULUS Accessories are distributed by Design for Vision in Australia and New Zealand. This section is informative only to support the team in their conversation with the customers.

NGENUITY®



NGENUITY®

NGENUITY®
DIGITALLY ASSISTED VITREORETINAL SURGERY

NGENUITY® 3D Visualisation System

	Unique Digital Visualisation System Features	Unpacked	Packed	Global Code	SAP Code
NGENUITY® 1.4 version 3D Visualisation System with DATAFUSION™	<ul style="list-style-type: none"> • Two Sensor, 3D High Dynamic Range Camera • Ultra High Speed Image Processor • Advanced 3D 4K OLED 55 inch Surgical Display 	<p>Length 82.6cm (32.5in)</p> <p>Width 122.7cm (48.3in)</p> <p>Height 193.8cm (76.3in)</p> <p>Weight 130kg (285lbs)</p>	<p>Length 100.8cm (39.7in)</p> <p>Width 121.9cm (48in)</p> <p>Height 181.9cm (71.6in)</p> <p>Weight 272kg (600lbs)</p>	8065000113	100233473



Accessories and Replacement Parts

	Global Code	SAP Code
NGENUITY® Gen5 3D Surgical Camera	8065830003	N/A
NGENUITY® Wired Keyboard	8065830004	N/A
NGENUITY® Screen Protector	8065830006	N/A
NGENUITY® Glidepoint 4 Button Touch Pad	8065830007	N/A
NGENUITY® White Balance Card	8065830008	N/A
NGENUITY® 3D Glasses – Clip On	8065830009	200004414
NGENUITY® 3D Glasses – Standard	8065830010	200004415
NGENUITY® 3D Glasses – Premium	8065830011	200004416
NGENUITY® Hard Drive (2TB) – External	8065830012	N/A
NGENUITY® USB Extension Cord for Keyboard	8065830014	N/A
NGENUITY® Wireless Keyboard	8065830017	N/A



Refractive Technology

Refractive Technology

Achieve outstanding visual outcomes with our integrated WaveLight® Technology

The WaveLight® Laser Refractive Suite, including EX500 Excimer Laser and FS200 Femtosecond Laser, uses a series of technical innovations to help optimise laser vision correction, providing excellent clinical results in Wavefront Optimised® and Wavefront-Guided and Raytracing guided treatments.¹⁻⁵

- **WaveLight® FS200 Femtosecond Laser** – generate custom flaps through a precise, bladeless procedure.
- **WaveLight® EX500 Excimer Laser** – perform personalised treatments using refractive technology.
- **WaveNet™ Computer Network** – connect all laser and diagnostic systems to increase your practice efficiency.






References: 1. Liu Q *et al.* Comparison of corneal flaps created by WaveLight FS200 and Intralase FS60 femtosecond lasers. *Int J Ophthalmol* 2016;9(7):1006-10. 2. Mifflin MD *et al.* Accuracy of Alcon WaveLight EX500 optical pachymetry during LASIK. *Clin Ophthalmol* 2017;11:1513-1517. 3. Mrochen M *et al.* Technical aspects of the WaveLight FS200 femtosecond laser. *J Refract Surg* 2010;26(10):S833-40. 4. WaveLight EX500 Excimer Laser System User Manual. 5. WaveLight FS200 Femtosecond Laser System User Manual.

WaveLight® Technology

	Global Code	SAP Code
<p>WaveLight® FS200 Femtosecond Laser System</p>  <p>The image shows the WaveLight® FS200 Femtosecond Laser System, a blue and white ophthalmic laser machine with a patient bed and a control panel.</p>	8065990714	100009143
<p>WaveLight® EX500 Excimer Laser System</p>  <p>The image shows the WaveLight® EX500 Excimer Laser System, a blue and white ophthalmic laser machine with a patient bed and a control panel.</p>	8065990713	100000581

WaveLight® Accessories

	Features	Quantity	Global Code	SAP Code
EASYPACK Patient Interface for WaveLight® FS200 Femtosecond Laser 	A set consists of a suction ring, tubing system and an applanation cone.	20 sets/box	8065998298	100186057
Fluence Test Disk (PMMA) Set for WaveLight® Excimer Laser Systems	24 PMMA targets for laser energy calibration control.	24 pcs	8065990626	100005887
Scanner Targets for WaveLight® Excimer Laser Systems	20 targets for scanner calibration control.	20 pcs	8065990784	100010089
Eye Tracker Targets for WaveLight® Excimer Laser Systems	40 targets for eye tracker calibration control.	40 pcs	8065990743	100009421
Height Adjustable Table 	Space-saving design.	1	8065990650	N/A
Swivelling Patient Bed 	Enables individual angle & height adjustments. Integrated left & right eye detection.	1	8065990896	100001184

WaveLight® Diagnostic Devices

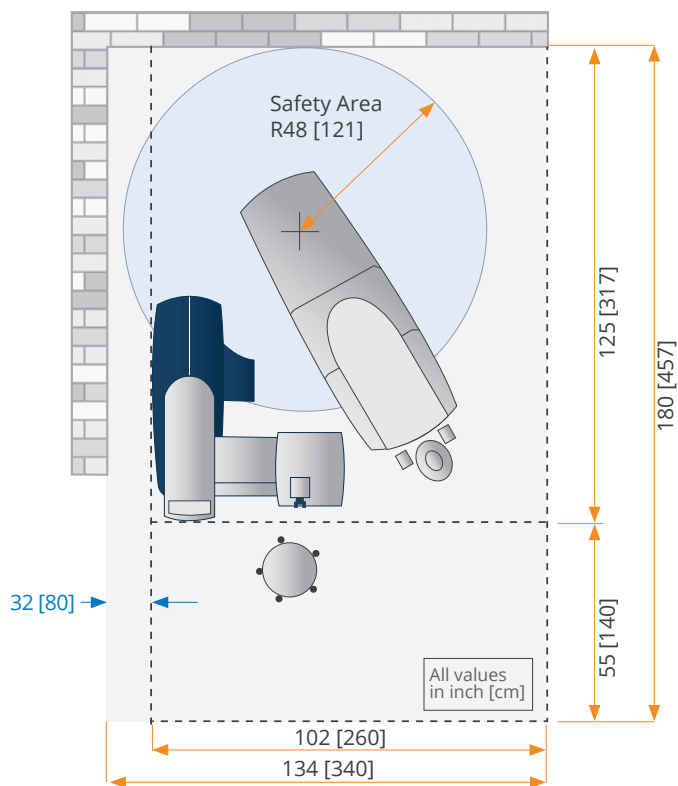
	Inclusions	Global Code	SAP Code
<p>WaveLight® Analyzer II Diagnostic Device</p> 	<ul style="list-style-type: none"> • Analyzer Device • Documentation Analyzer Diagnostic Device • Height-adjustable Table for Analyzer Diagnostic Device • A-CAT Software Module for WaveLight® Laser Systems 	8065998035	100000758
<p>WaveLight® Topolyzer® Vario Diagnostic Device</p> 		8065990710	100000184
<p>WaveLight® Ocylyzer® II Diagnostic Device</p> 		8065990720	100000598

*A-constant measured with optical coherence; others measured through immersion.

WaveLight® Weights and Dimensions*

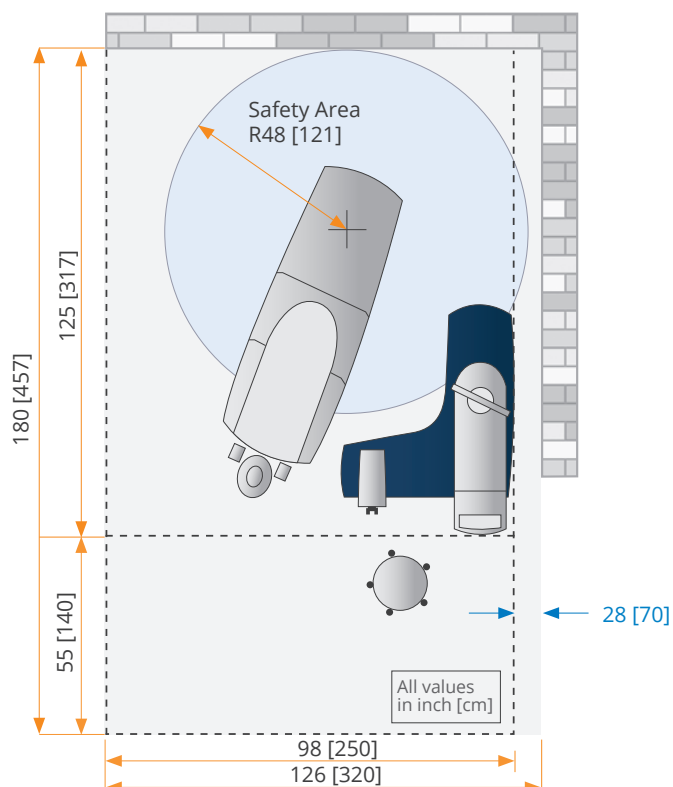
WaveLight® FS200 Femtosecond Laser

	Weight	Dimensions (L/W/D)
Basic laser console	1058 pounds (480 kg)	63 x 55 x 61 inches (160 x 140 x 155 cm)
Swiveling patient bed	1122: 551 pounds (250 kg)	84 x 64 x 21 inches (214 x 162 x 53 cm)
	1125: 657 pounds (298 kg)	



WaveLight® EX500 Excimer Laser

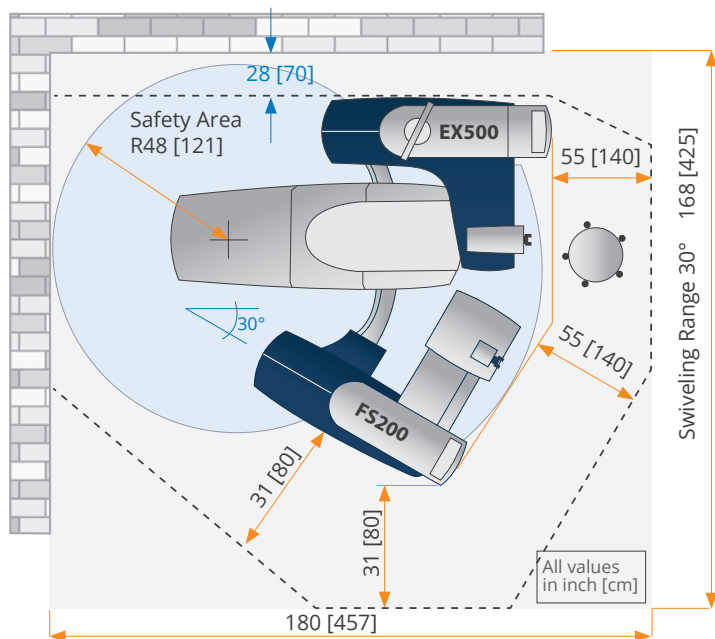
	Weight	Dimensions (L/W/D)
Basic laser console	794 pounds (360 kg), without gas cylinders	67 x 47 x 64 inches (170 x 120 x 163 cm)
Swiveling patient bed	1122: 551 pounds (250 kg)	84 x 64 x 21 inches (214 x 162 x 53 cm)
	1125: 657 pounds (298 kg)	



* Weights and dimensions are approximate.

WaveLight® Weights and Dimensions*

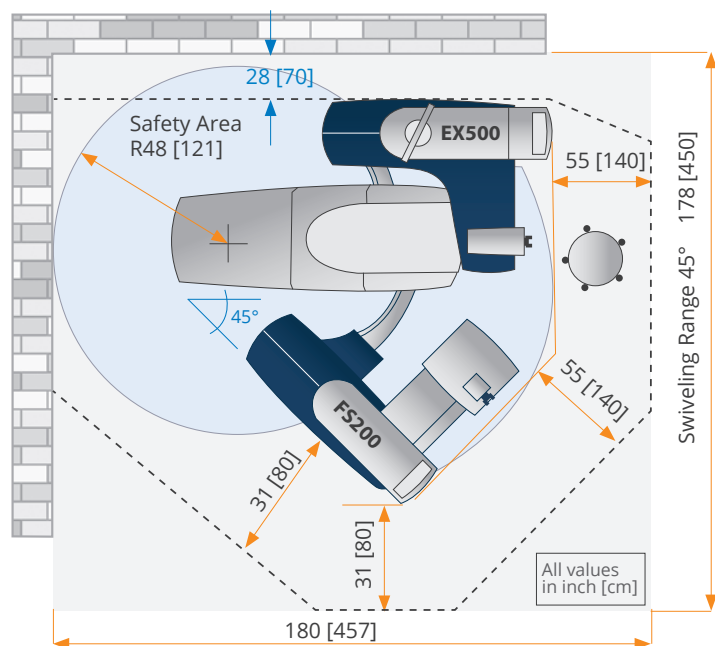
WaveLight® Refractive Suite (30°)



	Weight
WaveLight® EX500 Excimer Laser	794 pounds (360 kg)
WaveLight® FS200 Femtosecond Laser	1058 pounds (480 kg)
Swiveling patient bed 1122	551 pounds (250 kg)
Together	2403 pounds (1090 kg)

WaveLight® EX500 Excimer Laser	794 pounds (360 kg)
WaveLight® FS200 Femtosecond Laser	1058 pounds (480 kg)
Swiveling patient bed 1125	657 pounds (298 kg)
Together	2509 pounds (1138 kg)

WaveLight® Refractive Suite (45°)



	Weight
WaveLight® EX500 Excimer Laser	794 pounds (360 kg)
WaveLight® FS200 Femtosecond Laser	1058 pounds (480 kg)
Swiveling patient bed 1122	551 pounds (250 kg)
Together	2403 pounds (1090 kg)

WaveLight® EX500 Excimer Laser	794 pounds (360 kg)
WaveLight® FS200 Femtosecond Laser	1058 pounds (480 kg)
Swiveling patient bed 1125	657 pounds (298 kg)
Together	2509 pounds (1138 kg)

* Weights and dimensions are approximate.





Surgical Disposables and Consumables

Surgical Disposables and Consumables

Alcon offers a complete range of sterile products designed specifically for ophthalmic procedures – from phacoemulsification Fluid Management Systems (FMS) to Ocular Viscosurgical Devices (OVD); from balanced salt solutions to blades, drapes and sutures; from Irrigation Aspiration Handpieces and tips to diagnostic drugs – you can have confidence in our quality disposable and consumable products as we move through surgical procedures.

Alcon Custom-Pak® enables you to always be prepared – offering complete cataract and retinal surgical packs that are customised for every practice, surgeon and case. Custom-Pak® not only customises your preferred products, but also your preferred order and sequencing for every surgical procedure, to help minimise errors, and help increase surgical preparation efficiencies. We consider every possibility, so that you can go into every procedure with confidence.



Surgical Drapes



WISEO® Surgical Drapes

	Type	Size	Quantity	Global Code	SAP Code	
Full body	A Aperture, Bag	157cm x 254cm	10/box	8065153120	100005888	
	B Aperture, Bag (Angio Fold)	157cm x 254cm	10/box	8065152520	100005842	
¾ Length	C Incise, Bag	140cm x 157cm	10/box	8065153220	100005889	
	D Aperture, Bag	140cm x 157cm	10/box	8065153320	100005576	
Mid-size	E Incise, Bag	102cm x 122cm	10/box	8065154420	100109063	
	F Aperture, Bag	102cm x 122cm	10/box	8065154320	100065702	
Back table covers*	G	WISEO® Low Lint blue SMS fabric/ plastic*	112cm x 191cm	Each	8065-1536-99	200000178
	H		127cm x 228cm	Each	8065-1538-99	200000179
	I		137cm x 178cm	Each	8065154299	100054912
	J		112cm x 112cm	Each	8065-1547-99	200000180
	K		112cm x 152cm	Each	8065154899	200001939

*Available only in CUSTOM-PAK®

Full Body Drapes

Designed to cover the head, eye area and entire body of the patient, and used alone as a complete draping system.


Aperture – Full Body

WISEO® Low Lint blue SMS

- Full body 157cm × 254cm
- Octagonal fenestration
- Oval aperture 6cm × 4cm, adhesive
- 3-sided gutter pouch
- Malleable nose bridge
- Quantity: 10/box

Size	Quantity	Fold	Global Code	SAP Code
157cm x 254cm	10/box	Standard	8065153120	100005888
157cm x 254cm	10/box	Angio	8065152520	100005842

A
B



3/4 Length Drapes


Designed to cover to the lower leg of the patient. Can be used alone or in combination with other drapes.

Incise – 3/4 Length

WISEO® Low Lint blue SMS

- Three quarter length 140cm × 157cm
- Octagonal incise 6cm × 6cm, adhesive
- 2 fluid catch bags
- Malleable nose bridge
- Quantity: 10/box

Size	Quantity	Global Code	SAP Code
140cm x 157cm	10/box	8065153220	100005889




Aperture – 3/4 Length

WISEO® Low Lint blue SMS

- Three quarter length 140cm × 157cm
- Octagonal fenestration
- Oval aperture 6cm × 4cm, adhesive
- 2 fluid catch bags
- Malleable nose bridge
- Quantity: 10/box

Size	Quantity	Global Code	SAP Code
140cm x 157cm	10/box	8065153320	100005576




Mid-Size Drapes

Incise – Mid-size

WISEO® Low Lint blue SMS

- Mid-size 102cm × 122cm
- Octagonal incise
- Single fluid catch bag
- Quantity: 10/box

Size	Quantity	Global Code	SAP Code
102cm x 122cm	10/box	8065154420	100109063



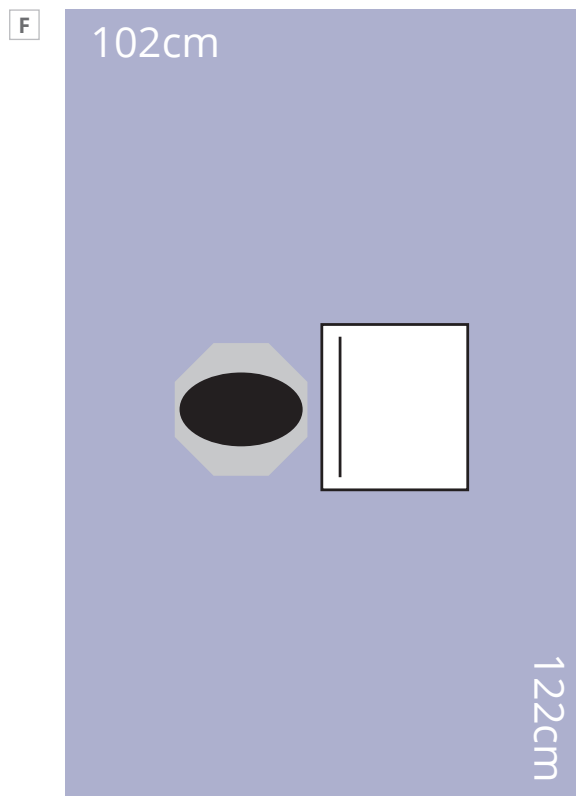
Aperture – Mid-size

Used alone or in combination with other drapes to provide a comprehensive draping system.

WISEO® Low Lint blue SMS

- Mid-size 102cm × 122cm
- Octagonal fenestration
- Oval aperture 6cm × 4cm, adhesive
- Single fluid catch bag
- Quantity: 10/box

Size	Quantity	Global Code	SAP Code
102cm x 122cm	10/box	8065154320	100065702



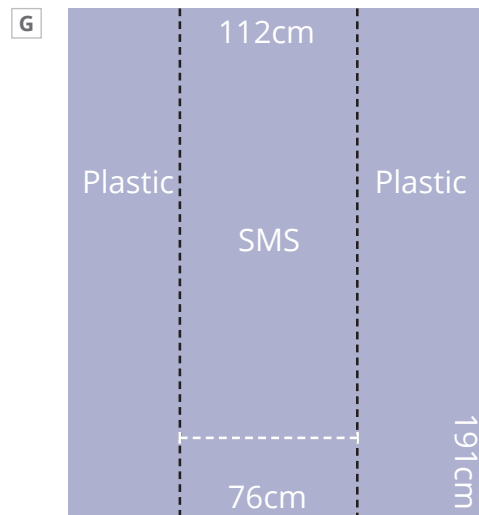
Back Table Covers

Designed to cover most standard operating room supply tables.

WISEO® Low Lint blue SMS fabric/plastic

- 112cm × 191cm
- No adhesive tape

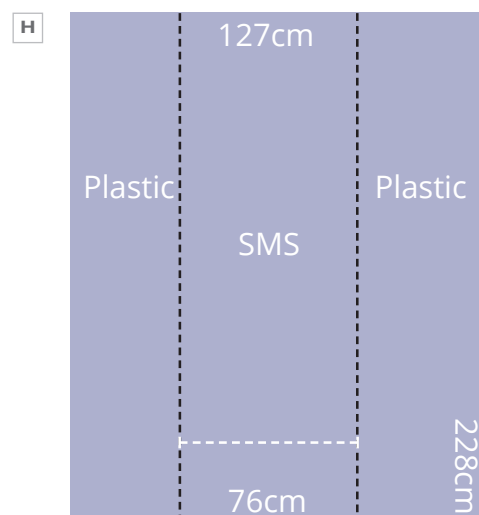
Size	Quantity	Global Code	SAP Code
112cm x 191cm	10/box	8065-1536-99	200000178



WISEO® Low Lint blue SMS fabric/plastic

- 127cm × 228cm
- No adhesive tape

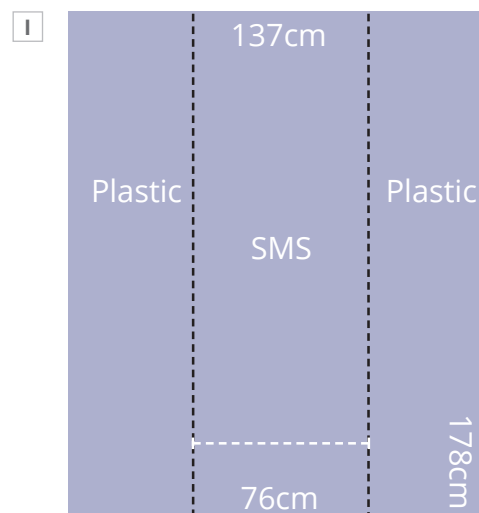
Size	Quantity	Global Code	SAP Code
127cm x 228cm	10/box	8065-1538-99	200000179



WISEO® Low Lint blue SMS fabric/plastic

- 137cm × 178cm
- No adhesive tape

Size	Quantity	Global Code	SAP Code
137cm x 178cm	10/box	8065154299	100054912



* Available only in CUSTOM-PAK®

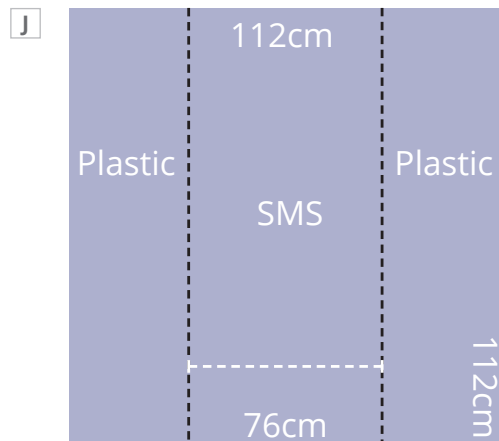
Back Table Covers

Designed to cover most standard operating room supply tables.

WISEO® Low Lint blue SMS fabric/plastic

- 112cm × 112cm
- No adhesive tape

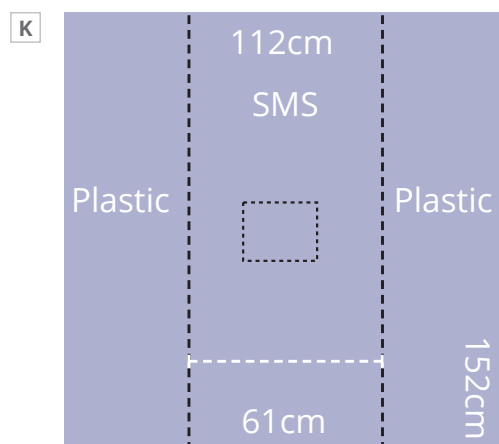
Size	Quantity	Global Code	SAP Code
112cm x 112cm	10/box	8065-1547-99	200000180



WISEO® Low Lint blue SMS fabric/plastic

- 112cm × 152cm
- 5cm adhesive tape on back side to facilitate adherence to the back table

Size	Quantity	Global Code	SAP Code
112cm x 152cm	10/box	8065154899	200001939



* Available only in CUSTOM-PAK®

Eye-Pak® Surgical Drapes – Non-Woven Blue Fabric

	Type	Size	Quantity	Global Code	SAP Code
Full body	A Incise, Bag	165cm x 254cm	10/box	8065103020	100001629
	B Incise, Bag	165cm x 254cm	10/box	8065105020	100001601
	C Incise, Bag	165cm x 254cm	10/box	8065117020	100001447
	D Aperture, Bag	165cm x 254cm	10/box	8065103120	100001638
	E Aperture, Bag	165cm x 254cm	10/box	8065117120	100001949
¾ Length	F Incise, Bag	140cm x 160cm	10/box	8065103220	100001639
	- Incise, Bag	165cm x 180cm	10/box	8065106020	N/A
	- Incise, Bag	165cm x 203cm	10/box	8065117220	100002829
	G Aperture, Bag	140cm x 160cm	10/box	8065103320	100001640
	H Aperture, Bag	165cm x 203cm	10/box	8065117320	100002830
	I Aperture, No Bag	165cm x 173cm	10/box	8065103620	200000163
	J Aperture, No Bag	165cm x 180cm	10/box	8065106120	N/A
Mid-size	M Incise, Bag	102cm x 122cm	10/box	8065104220	100001939
	N Incise, Bag	102cm x 122cm	10/box	8065104420	100001442
	O Aperture, Bag	102cm x 122cm	10/box	8065104320	100001940
	P Aperture, No Bag	102cm x 122cm	10/box	8065102320	100001941
Back table covers	Q Blue, non-woven fabric/plastic (with adhesive tape)	140cm x 140cm	10/box	8065103499	CUSTOM-PAK® only
	- Blue, non-woven fabric/plastic	140cm x 140cm	10/box	8065103599	CUSTOM-PAK® only

*Available only in CUSTOM-PAK®

LEGEND

Eye-Pak® ophthalmic drapes – blue non-woven material

Eye-Pak® ophthalmic drapes – combo blue non-woven with plastic materials

Incise Full Body Drapes

Designed to cover the head, eye area and entire body of the patient, and used alone as a complete draping system.

- Blue non-woven fabric
- Full body 165cm × 254cm
- Rectangular incise 13cm × 10cm, adhesive
- 2 fluid catch bags
- Malleable nose bridge
- Quantity: 10/box

Size	Quantity	Global Code	SAP Code
165cm x 254cm	10/box	8065103020	100001629

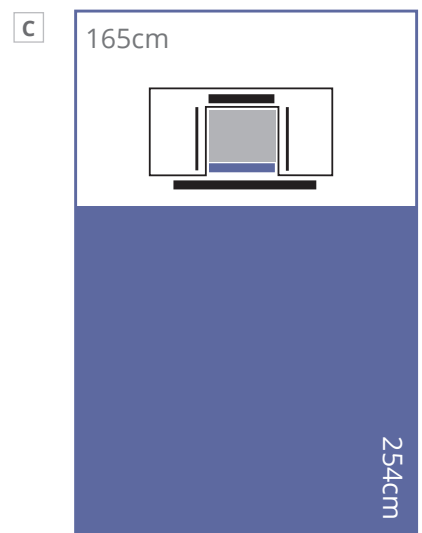
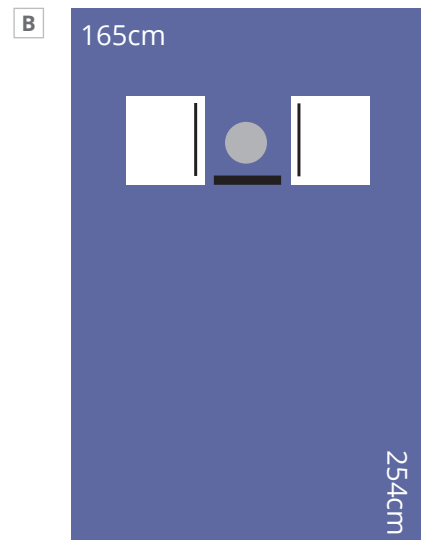
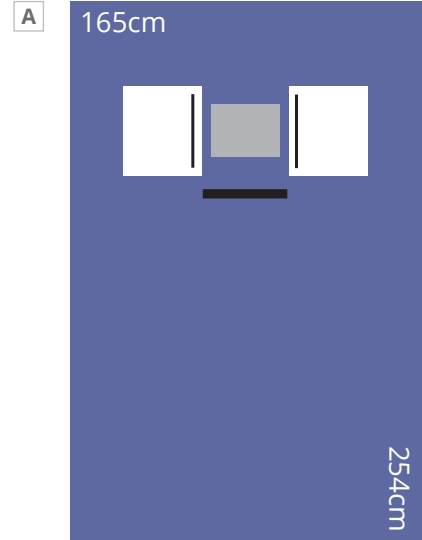
- Blue non-woven fabric
- Full body 165cm × 254cm
- Round incise 8cm diameter, adhesive
- 2 fluid catch bags
- Malleable nose bridge
- Quantity: 10/box

Size	Quantity	Global Code	SAP Code
165cm x 254cm	10/box	8065105020	100001601

Designed for longer procedures with general anaesthesia requiring visualisation of patient’s face.

- Blue non-woven body with clear plastic head
- Full body 165cm × 254cm
- Rectangular incise 13cm × 10cm, adhesive
- 3-sided gutter pouch
- Malleable nose bridge
- Quantity: 10/box

Size	Quantity	Global Code	SAP Code
165cm x 254cm	10/box	8065117020	100001447



Aperture Full Body Drapes

Designed to cover the head, eye area and entire body of the patient, and used alone as a complete draping system.


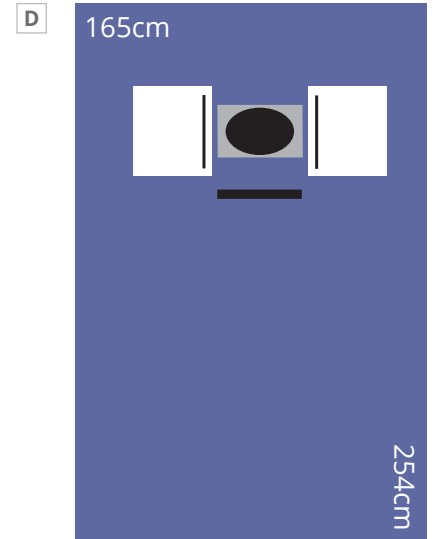
- Blue non-woven fabric
- Full body 165cm x 254cm
- Oval aperture 6cm x 4cm, adhesive, pre-cut opening
- 2 fluid catch bags
- Malleable nose bridge
- Quantity: 10/box

Size	Quantity	Global Code	SAP Code
165cm x 254cm	10/box	8065103120	100001638

Designed for longer procedures with general anaesthesia requiring visualisation of patient’s face.

- Blue non-woven body with clear plastic head
- Full body 165cm x 254cm
- Oval aperture 6cm x 4cm, adhesive
- 3-sided gutter pouch
- Malleable nose bridge
- Quantity: 10/box

Size	Quantity	Global Code	SAP Code
165cm x 254cm	10/box	8065117120	100001949

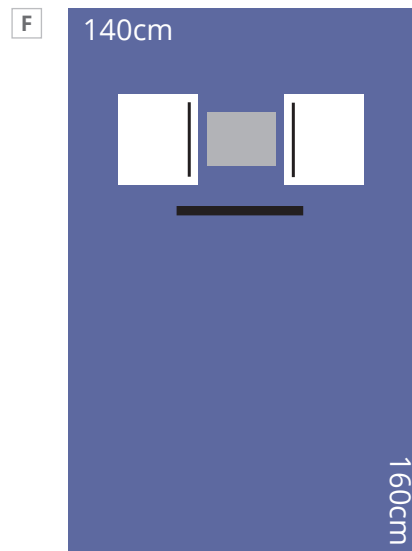


Incise 3/4 Drapes

Designed to cover to the lower leg of the patient. Can be used alone or in combination with other drapes.

- Blue non-woven fabric
- Three quarter length 140cm × 160cm
- Rectangular incise 13cm × 10cm, adhesive
- 2 fluid catch bags
- Malleable nose bridge
- Quantity: 10/box

Size	Quantity	Global Code	SAP Code
140cm x 160cm	10/box	8065103220	100001639

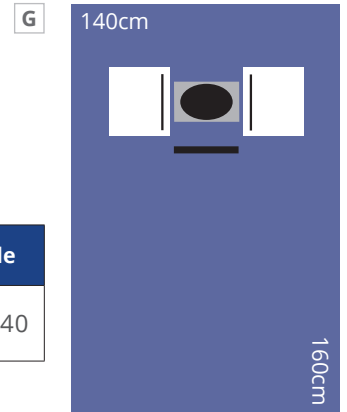


Aperture 3/4 Drapes

Designed to cover to the lower leg of the patient. Can be used alone or in combination with other drapes.

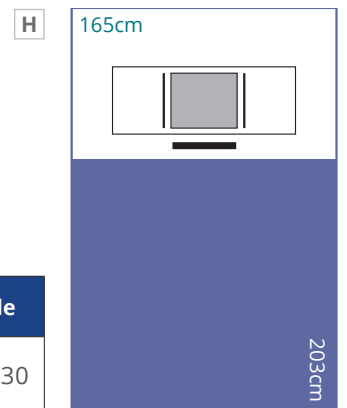
- Blue non-woven fabric
- Three quarter length 140cm x 160cm
- Oval aperture 6cm x 4cm, adhesive
- 2 fluid catch bags
- Malleable nose bridge
- Quantity: 10/box

Size	Quantity	Global Code	SAP Code
140cm x 160cm	10/box	8065103320	100001640




- Blue non-woven body with clear plastic head
- Three quarter length 165cm x 203cm
- Rectangular incise 13cm x 10cm, adhesive
- 3-sided gutter pouch
- Malleable nose bridge
- Quantity: 10/box

Size	Quantity	Global Code	SAP Code
165cm x 203cm	10/box	8065117320	100002830




- Blue non-woven fabric
- Three quarter length 165cm x 173cm
- Round aperture 8cm, no adhesive
- No pouches
- Quantity: 10/box

Size	Quantity	Global Code	SAP Code
165cm x 173cm	10/box	8065103620	200000163



- Blue non-woven fabric
- Three quarter length 165cm x 180cm
- Oval aperture 6cm x 4cm, adhesive, pre-cut opening
- No pouches
- Quantity: 10/box

Size	Quantity	Global Code	SAP Code
165cm x 180cm	10/box	8065106120	N/A



Incise Mid-Size Drapes



Used alone or in combination with other drapes to provide a comprehensive draping system.

- Blue non-woven fabric
- Mid-size 102cm × 122cm
- Rectangular incise 13cm × 10cm, adhesive
- Single fluid catch bag
- Quantity: 10/box

Size	Quantity	Global Code	SAP Code
102cm x 122cm	10/box	8065104220	100001939

- Blue non-woven fabric
- Mid-size 102cm × 122cm
- Round incise 8cm, adhesive
- Single fluid catch bag
- Quantity: 10/box

Size	Quantity	Global Code	SAP Code
102cm x 122cm	10/box	8065104420	100001442



Aperture Mid-Size Drapes


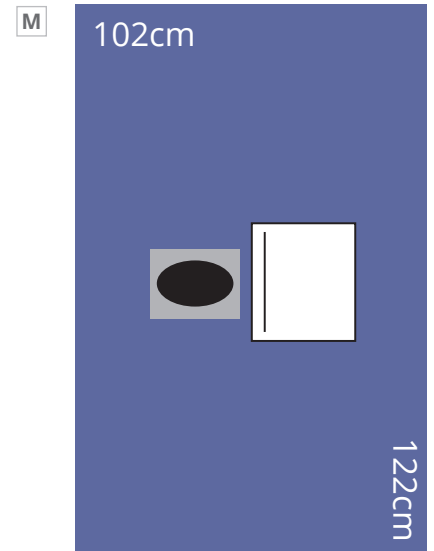
Used alone or in combination with other drapes to provide a comprehensive draping system.

- Blue non-woven fabric
- Mid-size 102cm × 122cm
- Oval aperture 6cm × 4cm, adhesive
- Single fluid catch bag
- Quantity: 10/box

Size	Quantity	Global Code	SAP Code
102cm x 122cm	10/box	8065104320	100001940

- Blue non-woven fabric
- Mid-size 102cm × 122cm
- Oval aperture 6cm × 4cm, adhesive
- No pouches
- Quantity: 10/box

Size	Quantity	Global Code	SAP Code
102cm x 122cm	10/box	8065102320	100001941

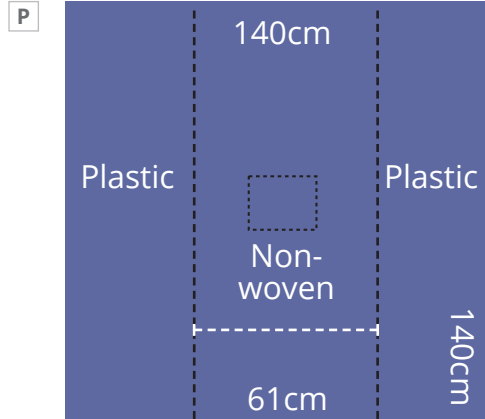


Back Table Covers

Designed to cover most standard operating room supply tables.

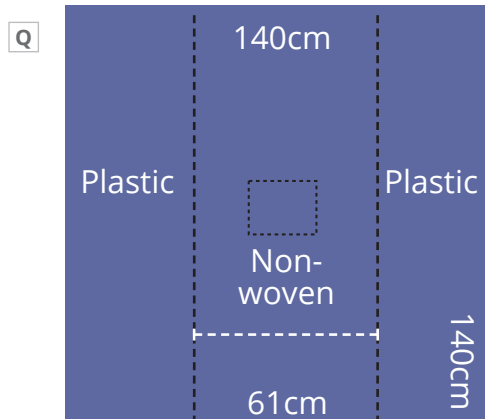
- Blue non-woven fabric/plastic
- 140cm x 140cm
- Fan fold

Size	Quantity	Global Code	SAP Code
140cm x 140cm	10/box	8065103499	N/A



- Blue non-woven fabric/plastic
- 140cm x 140cm
- 5cm adhesive tape on back side to facilitate adherence to the back table
- Fan fold

Size	Quantity	Global Code	SAP Code
140cm x 140cm	10/box	8065103599	N/A



Eye-Pak® Ophthalmic Drapes – Microembossed Plastic

	Type	Size	Quantity	Global Code	SAP Code
Mid-size	A Incise, Bag	102cm x 122cm	10/box	8065104020	100001937
	B Incise, Bag	102cm x 122cm		8065104520	100060700
	C Incise, Bag	122cm x 130cm		8065116120	N/A
	D Incise, No Bag	102cm x 122cm		8065102020	100001411
	E Incise, No Bag	130cm x 122cm		8065112020	100001444
	F Aperture, Bag	102cm x 122cm		8065104120	100001938
Mini	G Incise, Bag	41cm x 61cm	10/box	8065102920	100001628
	H Incise, No Bag	41cm x 41cm		8065112620	100001944
	I Aperture, Bag	41cm x 61cm		8065112920	100001445
	J Aperture, No Bag	41cm x 41cm		8065102620	100001942
		41cm x 41cm		8065104999	N/A
Mid-size bilateral drape	K Bilateral drape	102cm x 122cm	10/box	8065112820	200000166
		102cm x 122cm		8065122820	N/A
Panel drape	L Panel drape	56cm x 46cm	10/box	8065103820	100002756
Lash drape	M Scored, perforated	11.5cm x 12cm	50/box	8065105520	100003114
	N Unscored	11.5cm x 12cm		8065105620	100072320
Tray cover	O Tray Support Cover	53cm x 104cm	10/box	8065740720	N/A
Fluid bag	P Fluid collection bag	15cm x 15cm	10/box	8065102720	100001600

*Available only in CUSTOM-PAK®

Incise Mid-size Drapes

Used alone or in combination with other drapes to provide a comprehensive draping system.

- Micro-embossed plastic
- Mid-size 102cm × 122cm
- Rectangular incise 13cm × 10cm, adhesive
- Single fluid catch bag
- Quantity: 10/box

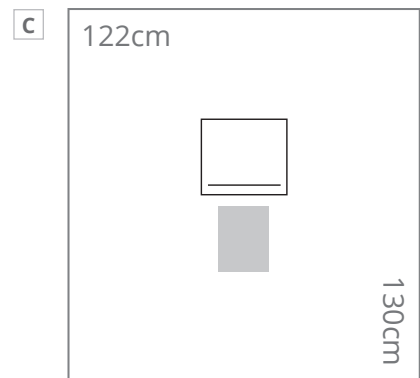
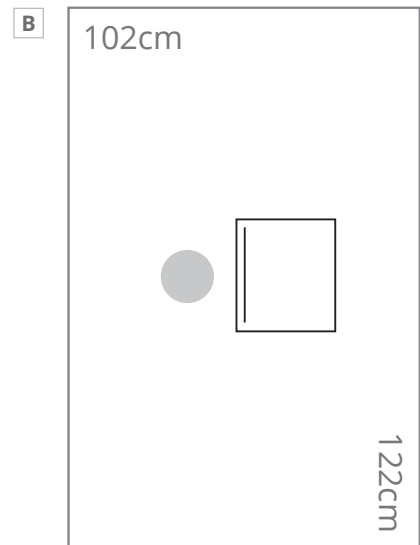
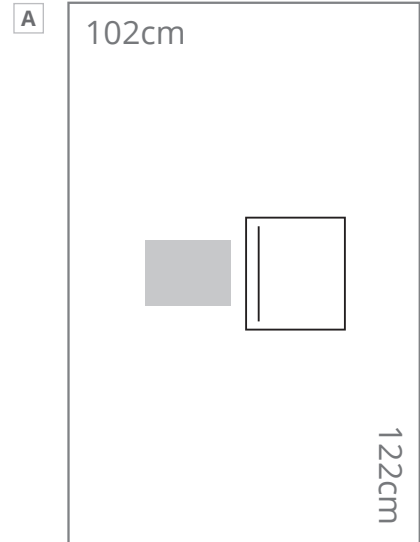
Size	Quantity	Global Code	SAP Code
102cm x 122cm	10/box	8065104020	100001937

- Micro-embossed plastic
- Mid-size 102cm × 122cm
- Round incise 8cm, adhesive
- Single fluid catch bag
- Quantity: 10/box

Size	Quantity	Global Code	SAP Code
102cm x 122cm	10/box	8065104520	100060700

- Micro-embossed plastic
- Mid-size 122cm × 130cm
- Regular incise 13cm × 10cm, adhesive
- Single fluid catch bag
- Clear plastic liner on adhesive

Size	Quantity	Global Code	SAP Code
122cm x 130cm	10/box	8065116120	N/A



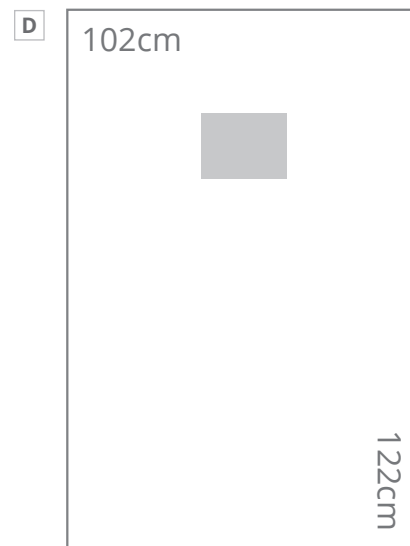
* Available only in CUSTOM-PAK®

Incise Mid-size Drapes

Used alone or in combination with other drapes to provide a comprehensive draping system.


- Micro-embossed plastic
- Mid-size 102cm × 122cm
- Rectangular incise 13cm × 10cm, adhesive
- No pouches
- Quantity: 10/box

Size	Quantity	Global Code	SAP Code
102cm x 122cm	10/box	8065102020	100001411



- Micro-embossed plastic
- Mid-size 130cm × 122cm
- Rectangular incise 13cm × 10cm, adhesive
- No pouches
- Clear plastic liner on adhesive
- Quantity: 10/box

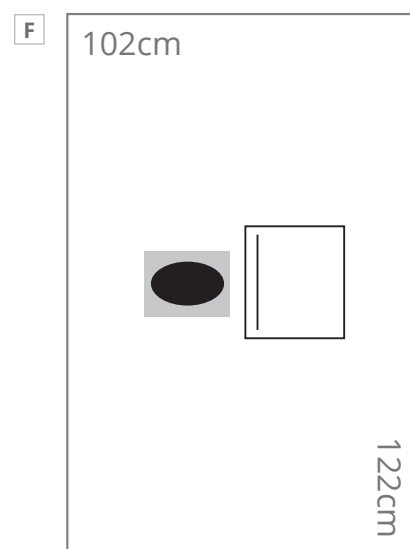
Size	Quantity	Global Code	SAP Code
130cm x 122cm	10/box	8065112020	100001444



Aperture Mid-size Drapes

- Micro-embossed plastic
- Mid-size 102cm × 122cm
- Oval aperture 6cm × 4cm, adhesive
- Single fluid catch bag
- Quantity: 10/box

Size	Quantity	Global Code	SAP Code
102cm x 122cm	10/box	8065104120	100001938

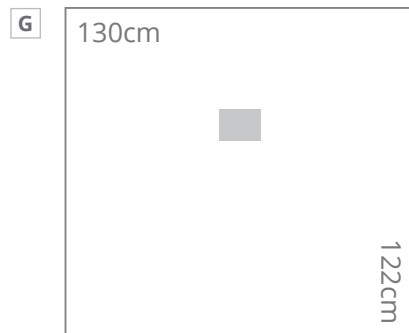


Incise Mini Drapes

Used alone or in combination with other drapes to provide a comprehensive draping system.

- Micro-embossed plastic
- Mid-size 130cm × 122cm
- Rectangular incise 13cm × 10cm, adhesive
- No pouches
- Clear plastic liner on adhesive
- Quantity: 10/box

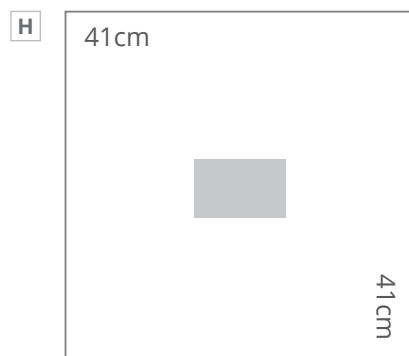
Size	Quantity	Global Code	SAP Code
130cm x 122cm	10/box	8065112020	100001444



Designed for use in refractive procedures or in combination with other drapes.

- Micro-embossed plastic
- Mini-size 41cm × 41cm
- Rectangular incise 13cm × 10cm, adhesive
- No pouches
- Quantity: 10/box

Size	Quantity	Global Code	SAP Code
41cm x 41cm	10/box	8065112620	100001944



* Available only in CUSTOM-PAK®

Aperture Mini Drapes

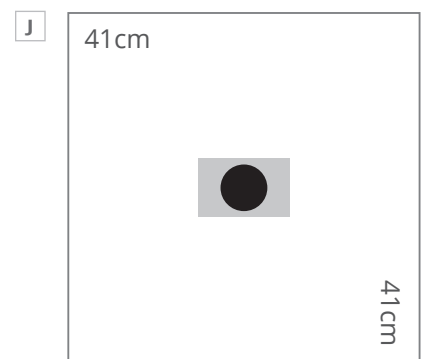
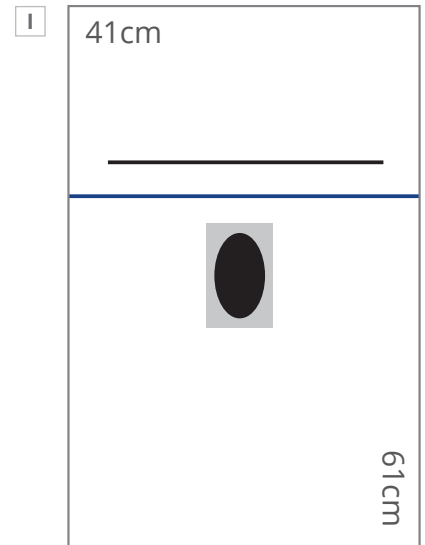
Used alone or in combination with other drapes to provide a comprehensive draping system.

- Micro-embossed plastic
- Mini-size 41cm × 61cm
- Oval aperture 6cm × 4cm, adhesive
- Single fluid catch bag
- Quantity: 10/box

Size	Quantity	Global Code	SAP Code
41cm x 61cm	10/box	8065112920	100001445

- Micro-embossed plastic
- Mini-size 41cm × 41cm
- Round aperture 8cm, adhesive
- No pouches
- Quantity: 10/box

Size	Quantity	Global Code	SAP Code
41cm x 41cm	10/box	8065102620	100001942

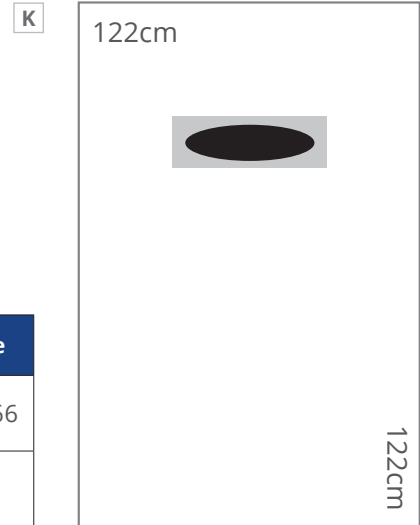


Other Drapes

Adult Bilateral

- Micro-embossed plastic
- Mid-size 102cm × 122cm
- Elongated oval aperture, 17cm × 6cm, adhesive
- Designed for adult stratomus
- No pouches
- Quantity: 10/box

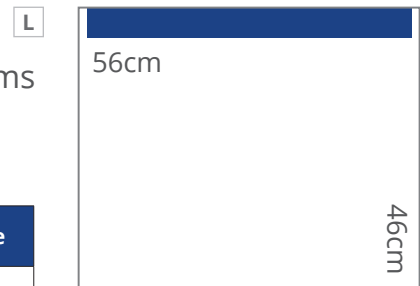
Size	Quantity	Global Code	SAP Code
102cm x 122cm	10/box	8065112820	200000166
102cm x 122cm	10/box	8065122820	N/A



Panel Drape

- Clear plastic front panel drape
- For use with Centurion®, INFINITI®, Accurus® Surgical Systems
- 56cm × 46cm
- Adhesive strip 56cm
- No pouches
- Quantity: 10/box

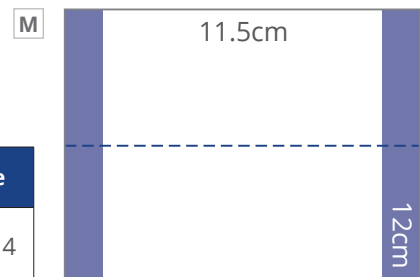
Size	Quantity	Global Code	SAP Code
56cm x 46cm	10/box	8065103820	100002756



Lash Drapes


- Plastic lash drape
- Scored/Perforated
- 11.5cm × 12cm
- Quantity: 50/box

Size	Quantity	Global Code	SAP Code
11.5cm x 12cm	50/box	8065105520	100003114



- Plastic lash drape
- Un-scored
- 11.5cm × 12cm
- Quantity: 50/box

Size	Quantity	Global Code	SAP Code
11.5cm x 12cm	50/box	8065105620	100072320




Other

Tray Support Cover

- Standard support cover
- For use with Centurion®, INFINITI®, Accurus® Surgical Systems
- 53cm × 104cm
- Cuff
- Quantity: 10/box

Size	Quantity	Global Code	SAP Code
53cm x 104cm	10/box	8065740720	N/A

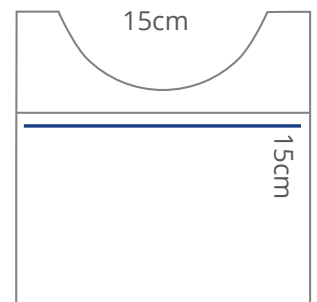


Fluid Catch Bag

Designed to collect fluid drainage from the irrigation system.

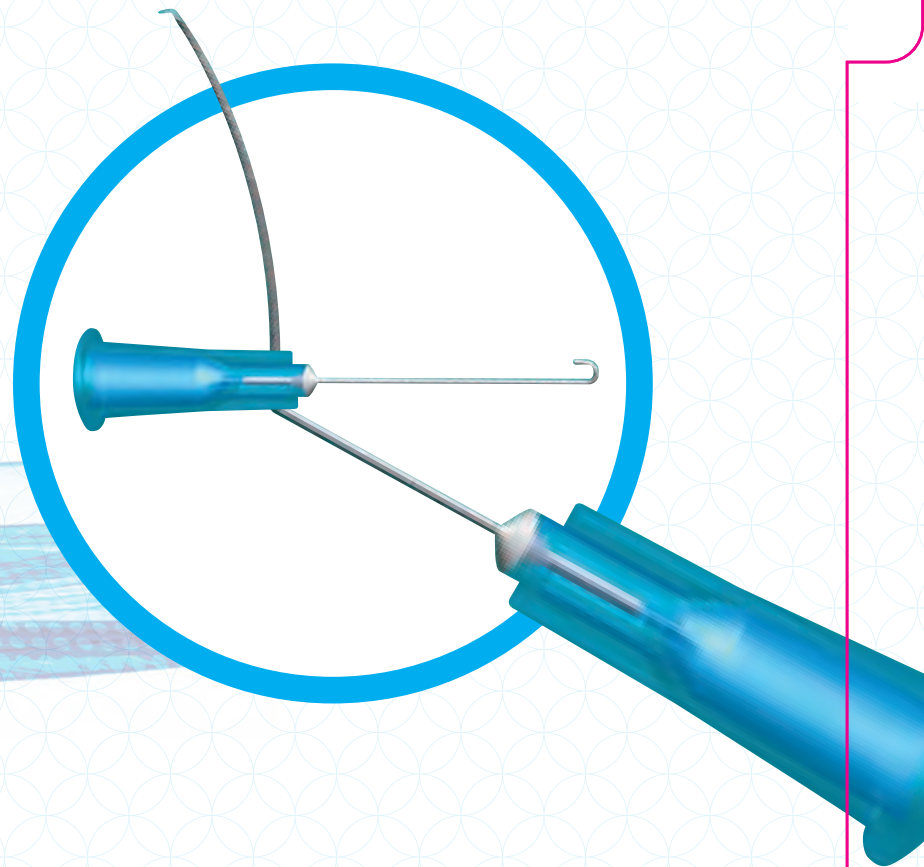
- Fluid collection bag
- 15cm × 15cm
- Adhesive backed
- Holds 325cc
- Quantity: 10/box

Size	Quantity	Global Code	SAP Code
15cm x 15cm	10/box	8065102720	100001600




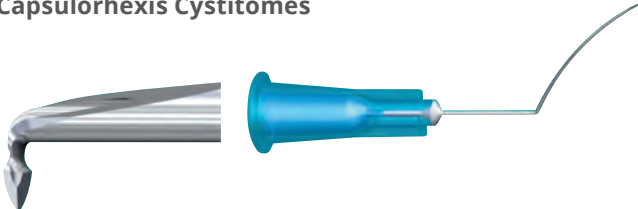





Cystitomes and Cannulas










Irrigating Cystitomes

	Size	Quantity	Global Code	SAP Code
Angled Reverse Cutting Cystitomes 	23G	Each*	8065426220	100002047
	25G	10/box	8065425120	100002057
	27G	10/box	8065425820*	100002110
Formed Reverse Cutting Cystitome Deep Set Eyes 	25G	Each*	8065446520	100001997
	27G	Each*	8065426620	100001472
Formed Reverse Cutting - Short Radius Cystitomes 	25G	10/box	8065424620	200000305
	27G	Each*	8065424720	N/A
Capsulorhexis Cystitomes 	25G	Each*	8065445520	100072337
Angled Baffle Cutting Cystitomes (angle 40°) 	25G	Each*	8065425520	100072337
	27G	Each*	8065426020	100001470

*Available only in CUSTOM-PAK®

Irrigating and Hydrodissection Cannulas

	Size	Quantity	Global Code	SAP Code
"J" Shaped Cannulas 	25G anterior	Each*	8065441220	N/A
	27G anterior	10/box	8065441120	100002049
	25G hydrodissection	10/box	8065441820	100002055
Hydrodissection Cannulas 	25G, angled, 8mm bend to tip, flat tip	10/box	8065441420	100002051
	25G, angled, 11mm bend to tip	10/box	8065441520	100002052
	27G, angled, 8mm bend to tip	10/box	8065441620	100002053
	27G, angled, 11mm bend to tip*	10/box	8065441720	100002054
	30G, angled, 7mm bend to tip*	10/box	8065447320	N/A
Akakoshi Hydrodissection Cannulas 	27G, angled, 1.57mm bend to tip	10/box	8065441920	100003694
Irrigating Cannulas 	25G, angled, 4mm bend to tip*	Each*	8065420220	100001644
	27G, angled, 8mm bend to tip*	10/box	8065420120	100001643
	30G, angled, 4mm bend to tip	10/box	8065420020	100001642
VISCOAT^{®†} and DISCOVISC^{®†} Cannula 	27G, angled, 9mm bend to tip, threaded hub*	Each*	8065480120	100001998
PROVISC^{®†} Cannula 	27G, angled, 11mm bend to tip, threaded hub	10/box	8065440220	100002048
Terry Squeegee Capsule Polisher 	27G, angled, 9mm bend to tip, 0.75mm silicone tip extension	10/box	8065428220	100001988

*Available only in CUSTOM-PAK[®]

†VISCOAT[®], PROVISC[®], DISCOVISC[®] Ophthalmic Viscosurgical Device

Specialty Items




Specialty Items





Specialty Items

GRIESHABER® Flexible Iris Retractors

	Description	Quantity	Global Code	SAP Code
	5 Retractors for Ophthalmic Surgery	5 retractors/pack 1 pack/box	611.74	100003156
	24 Retractors (6 Sets of 5 Retractors)	5 retractors/pack 6 packs/box	611.75	100003157

Alcon® Microsponge®

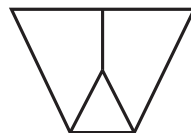
	Description	Quantity	Global Code	SAP Code
	Surgical Spears, Regular Tip	10 spears/pack 25 packs/box	8065100002	100001365



Sutures and Needles




Nylon Needles



NYLON – A-Series spatulated needles


Global Code	SAP Code	Type	Size	Circle	Wire (mm)	Length (mm)	Colour	Form	Armed	cm
8065692001	100072340	AU-5	10-0	1/2	0.15	5.51	Black	Monofil	Double	15
8065692101	100001388	AU-5	10-0	1/2	0.15	5.51	Black	Monofil	Double	30
8065698001	100001390	AU-1	10-0	3/8	0.15	6.19	Black	Monofil	Double	30
8065702001	100001391	AU-8	10-0	Bi-Curve	0.15	4.83	Black	Monofil	Double	20



NYLON – C-Series spatulated needles

Global Code	SAP Code	Type	Size	Circle	Wire (mm)	Length (mm)	Colour	Form	Armed	cm
8065192101	100001623	CU-5	10-0	1/2	0.15	5.51	Black	Monofil	Double	30
8065192001	100001622	CU-5	10-0	1/2	0.15	5.51	Black	Monofil	Double	15
8065193001	100001989	C-3	10-0	3/8	0.2	6.55	Black	Monofil	Double	30
8065198001	100001993	CU-1	10-0	3/8	0.15	6.19	Black	Monofil	Double	30
8065202001	100001954	CU-8	10-0	Bi-Curve	0.15	4.83	Black	Monofil	Double	20
8065198101	100001994	CU-1	9-0	3/8	0.15	6.19	Black	Monofil	Double	30
8065193101	100001990	C-3	9-0	3/8	0.2	6.55	Black	Monofil	Double	30
8065194101	100001985	C-4	8-0	1/2	0.2	7.13	Black	Monofil	Double	30

Nylon Needles



NYLON – N-Series spatulated needles


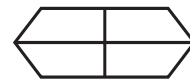
Global Code	SAP Code	Type	Size	Circle	Wire (mm)	Length (mm)	Colour	Form	Armed	cm
8065712101	100109106	NU-5	10-0	1/2	0.15	5.51	Black	Monofil	Double	30



NYLON – S-Series spatulated needles


Global Code	SAP Code	Type	Size	Circle	Wire (mm)	Length (mm)	Colour	Form	Armed	cm
8065218601	100001959	SU-1	10-0	3/8	0.15	6.19	Black	Monofil	Double	30

Polyester and Polypropylene Needles



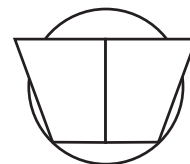
POLYESTER – R-Series centre point side cutting needles

Global Code	SAP Code	Type	Size	Circle	Wire (mm)	Length (mm)	Colour	Form	Armed	cm
8065211201		R-1	5-0	1/4	0.35	7.92	Green	Braided	Double	45
8065215101	100001957	R-5	5-0	1/4	0.28	6.1	White	Braided	Double	45



POLYESTER – T-Series scleral side cutting needles

Global Code	SAP Code	Type	Size	Circle	Wire (mm)	Length (mm)	Colour	Form	Armed	cm
8065189511	100001621	T-1	5-0	1/4	0.33	7.92	White	Braided	Double	45



POLYPROPYLENE – SC-Series STRAIGHT needle

Global Code	SAP Code	Type	Size	Circle	Wire (mm)	Length (mm)	Colour	Form	Armed	cm
8065308001	100001603	SC-5	10-0	Straight	0.15	16.15	Blue	Monofil	Double	20

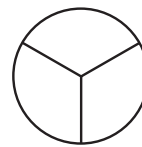
POLYPROPYLENE – PC-Series

Global Code	SAP Code	Type	Size	Circle	Wire (mm)	Length (mm)	Colour	Form	Armed	cm
8065307601	100001386	PC-7	10-0	1/4	0.23	13.34	Blue	Monofil	Double	20
8065307901	100001602	PC-9	10-0	1/4	0.23	15.30	Blue	Monofil	Looped	20

Polyester and Polypropylene Needles

PAIR-PAK® – Surgical sutures and needles

Global Code	SAP Code	Type	Size	Circle	Wire (mm)	Length (mm)	Colour	Form	Armed	cm
8065304901	100001383	AUM-5	10-0	1/2	.15	4.22	-	-	-	30
8065305201	100001384	PC-5	4-0	3/8	.42	13.99	-	-	-	45



SILK – PC-Series CUTTING TAPER point needles (Rectus Fixation)


Global Code	SAP Code	Type	Size	Circle	Wire (mm)	Length (mm)	Colour	Form	Armed	cm
8065184701	100001605	PC-5	4-0	3/8	0.42	13.99	Black	Braided	Single	45

Knives






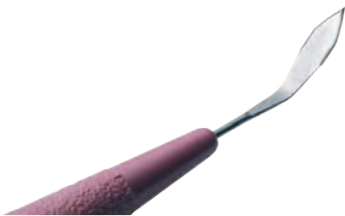
CLEARCUT[®] S
Featuring safety handle design

INTREPID® Micro-coaxial System Slit Knives

	Description	Size	Quantity	Global Code	SAP Code
ClearCut® S Slit Knives 	Single Bevel, Angled Safety Knives	2.2mm	6/box	8065772245	100010059
		2.4mm	6/box	8065772445	100010368
	Dual Bevel, Angled Safety Knives	2.2mm	6/box	8065772265	100010364
		2.4mm	6/box	8065772465	100010365
ClearCut® INTREPID® HP2 Knives 	Dual Bevel, Angled, no side cutting	2.2mm	6/box	8065982265	100006578
		2.4mm	6/box	8065982465	100006528
ClearCut® INTREPID® Slit Knives 	Single Bevel, Angled	2.2mm	6/box	8065992245	100005899
		2.4mm	6/box	8065992445	100005896

ClearCut® Slit Knives



Slit Instruments

	Description	Size	Quantity	Global Code	SAP Code
ClearCut® S Slit Knives 	Safety Slit, Single Bevel	2.75mm	6/box	8065772745	100010363
ClearCut® HP2 Knives 	Dual Bevel, Angled	2.6mm*	6/box	8065982665	100006317
		2.8mm		8065982865	100006318
		3mm*		8065983065	100007001
		3.2mm		8065983265	100007003
ClearCut® Slit Knives 	Dual Bevel, Angled	2.6mm	6/box	8065992647	100003344
		2.75mm		8065992747	100002866
		3mm*		8065993047	100002868
ClearCut® SATINSLIT® Slit Knives 	Single Bevel, Angled	2.6mm	6/box	8065992645	100005614
		2.75mm		8065992745	100003297
		3mm		8065993045	100003298
		3.2mm		8065993245	100001658


*Not available in CUSTOM-PAK®

ClearCut® Sideport and Crescent Instruments

Sideport Instruments

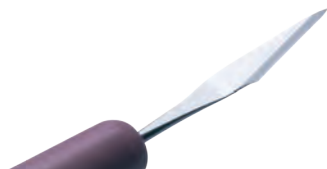



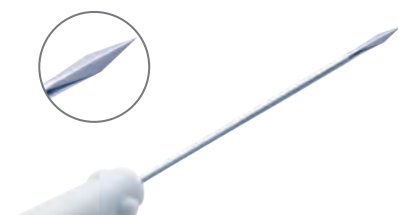
	Description	Size	Quantity	Global Code	SAP Code
ClearCut® S Sideport Knives 	Dual Bevel, Paracentesis, Angled	1mm	6/box	8065771540	100010370
		1.2mm		8065771541	100010369
ClearCut® S SAB Sideport Knives 	Standard Angle Blade	15°	6/box	8065771501	100010292
		30°		8065773001	100010366
ClearCut® Sideport Knives 	Dual Bevel, Paracentesis, Angled	1mm	6/box	8065921540	100003345
		1.2mm		8065921541	100004409
		1.5mm*		8065921542	100004410

Crescent Instruments

ClearCut® S Crescent Knives 	Bevel Up, Angled	2.3mm	6/box	8065770002	100010367
---	-------------------------	-------	-------	------------	-----------

*Not available in CUSTOM-PAK®

A-OK® Knives

	Description	Size	Quantity	Global Code	SAP Code
A-OK® Standard Angle Knives 	Standard angle blade	15°, 1.52mm	6/box	8065921501	100002169
		30°, 1.85mm		8065923001	100002226
A-OK® SATINSLIT Knives 	Angled	2.75mm	6/box	8065992761	100001655
		3mm		8065992961	100001656
		3.2mm		8065993261	100001659
A-OK® SATINCRESCENT Knives 	Single Bevel, Bevel Up	2.3mm, angled	6/box	8065990002	100001646
A-OK® Disc Knife 	Dual Bevel, Angled, Extended Bend	2.25mm wide	6/box*	8065968161	100002001
A-OK® Corneal/Scleral V-LANCE® Knives 	MVR Knives	19G	6/box	8065911901	100001626
		20G		8065912001	100002167
		23G		8065912301	100005883
		25G		8065912501	100006951

*Not available in CUSTOM-PAK®



