

# Product Catalogue

Endovascular Products





## Managing circulatory disease by innovation

Since its founding in Miami in 1959, Cordis has been dedicated to improving the patients' quality of life with new medical technologies that continue to revolutionise the healthcare industry. Cordis is a global leader in developing and marketing innovative devices for circulatory disease management, including stents, balloons and catheters used in treating vascular disease and related conditions.

Driven by the need to match technological innovation with clinical outcome, Cordis has led the way in pioneering, developing and establishing intravascular stenting as an effective treatment option for patients with circulatory disease.

Cordis has a strong record of leading major breakthrough trials which help to advance the whole field of circulatory disease management. We look forward to building on this reputation as we invest in new technologies - in a continuing effort to bring more effective therapies to patients and their physicians.

# Table of contents

<b>TRADEMARKS</b> .....	6	.014" Guidewire Compatibility		<b>Diagnostic Guidewires - EMERALD™</b>	
<b>STENTS</b>		AVIATOR™ Plus .....	42	Amplatz .....	90
<b>Balloon Expandable Stents</b>		SLEEK™ RX .....	42	Amplatz Super Stiff .....	90
<b>Pre-mounted Balloon Expandable Stents</b>		SLEEK® OTW .....	43	Rosen Heavy Duty .....	90
.035" over-the-wire system		<b>VASCULAR CLOSURE DEVICE</b>		Fixed-Core Guidewires .....	91
PALMAZ® GENESIS™ on OPTA™ PRO (MEDIUM) .....	10	EXOSEAL® Vascular Closure Device .....	46	Fixed-Core Exchange Guidewires .....	92
PALMAZ® GENESIS™ on OPTA™ PRO (LARGE) .....	11	MYNXGRIP® Vascular Closure Device .....	46	Movable-core Guidewires .....	92
.018" over-the-wire system		<b>CTO CATHETERS</b>		<b>Hydrophilic Coated Guidewires</b>	
PALMAZ® GENESIS™ on SLALOM™ .....	13	FRONTRUNNER® XP .....	49	AQUATRACK™ .....	93
PALMAZ® BLUE™ 0.18 .....	14	OUTBACK™ ELITE Re-Entry Catheter .....	50	<b>Steerable Guidewires</b>	
.014" Rapid Exchange System		OUTBACK® LTD™ Re-Entry Catheter .....	50	STORQ™ .....	94
PALMAZ® BLUE™ 0.14 .....	15	ELITECROSS™ .....	51	JINDO™ .....	94
<b>Unmounted Balloon Expandable Stents</b>		<b>GUIDING CATHETERS</b>		SV WIRE .....	94
PALMAZ® XL & Large .....	16	General Information .....	55	ATW™ .....	95
PALMAZ® GENESIS™ (MEDIUM) .....	17	VISTA BRITE TIP® .....	56-58	ATW™ ECO PACS .....	95
PALMAZ® GENESIS™ (LARGE) .....	17	VISTA BRITE TIP® IG .....	56-58	ATW™ MARKER WIRE .....	95
PALMAZ® GENESIS™ (XD) .....	18	<b>DIAGNOSTIC CATHETERS</b>		STABILIZER™ .....	95
<b>Self-Expanding Stents</b>		General Information .....	62	<b>EMBOLI PROTECTION DEVICE</b>	
.035" Stent Delivery system		Flush Catheters .....	63	General Information .....	99
S.M.A.R.T.® Flex .....	22	<b>Selective Catheters</b>		ANGIOGUARD™ RX components .....	100
S.M.A.R.T.® CONTROL™ .....	24	Multipurpose Catheters .....	69	Ordering information .....	101
S.M.A.R.T.® CONTROL™ LARGE .....	25	Visceral Catheters .....	71	<b>VENOUS PRODUCTS</b>	
LONG S.M.A.R.T.® .....	26	Cerebral Catheters .....	74	Retrievable Vena Cava Filter	
.014" Stent Delivery system		<b>Calibration Catheters</b>		OPTEASE™ .....	105
PRECISE® PRO RX™ .....	27	SUPER TORQUE™ MB .....	79	Permanent Vena Cava Filter	
<b>ABDOMINAL AORTIC ANEURYSM</b>		<b>CATHETER SHEATH INTRODUCERS</b>		TRAPEASE™ .....	106
INCRAFT® AAA Graft Stent System .....	30	General Information .....	83	<b>ACCESSORIES</b>	
<b>PTA BALLOONS</b>		AVANTI™ + .....	84	High-pressure Injector Lines .....	109
General Information .....	33	BRITE TIP® .....	85	High-pressure Rotating Adaptors .....	110
.035" Guidewire Compatibility		Obturator .....	86	Extensions / Connectors / Inflation Systems .....	111
POWERFLEX® Pro .....	34	Vessel Dilators .....	86	Control Syringes .....	112
POWERFLEX™ EXTREME .....	35	<b>GUIDEWIRES</b>		Angiographic Needles .....	113
MAXI LD™ .....	36	General Information .....	89		
.018" Guidewire Compatibility					
SABER™ .....	37				
SABERX™ .....	39				
SAVVY® Long .....	40				
SLALOM™ .....	41				

The use of the **INCRAFT® AAA Stent-Graft System** requires that physicians be specially trained in endovascular abdominal aortic aneurysm repair techniques, including experience with high resolution fluoroscopy and radiation safety. Cordis Corporation will provide training specific to the **INCRAFT® AAA Stent-Graft System**.

# Alphabetical Index

<b>A</b> Accessories.....	108	<b>G</b> Guidewires (Steerable).....	94	SABERX™ .....	39
Adaptors (Rotating) .....	110	Guidewires (Diagnostic).....	90	SAVVY® Long .....	40
ANGIOGUARD™ RX.....	99	Guiding Catheters .....	56	Selective Catheters (Diagnostic) .....	69
Angiographic Needles .....	113	<b>H</b> High-Pressure Rotating Adaptors .....	110	Self Expanding Stents .....	23
Angiographic Vessel Dilator (Venous) .....	104	High-Pressure Injector Lines .....	109	Sheath Introducers .....	83
AQUATRACK™ .....	93	<b>I</b> INCRAFT® AAA Graft Stent System .....	30	SLALOM™ .....	41
ATW™ .....	95	Inflation Systems .....	111	SLEEK™ RX .....	42
ATW™ Marker Wire .....	95	Introducer Sheaths .....	83	SLEEK® OTW .....	43
AVANTI™+ Sheath Introducer .....	84	<b>J</b> JINDO™ .....	94	S.M.A.R.T.® (Long).....	26
AVIATOR™ Plus .....	42	<b>M</b> Marker Band Catheters .....	79	S.M.A.R.T.® CONTROL™ .....	24
<b>B</b> Balloons .....	35	MAXI LD™ .....	36	S.M.A.R.T.® CONTROL™ (Large).....	25
Balloon Expandable Stents.....	9	Micro-Guide Catheter (CTO Catheters).....	49	S.M.A.R.T.® Flex .....	22
BRITE TIP® Sheath Introducers.....	85	Multipurpose Catheters (Diagnostic) .....	69	STABILIZER™ .....	95
<b>C</b> Calibration Catheters (Diagnostic) .....	79	Monorail Balloon (Rapid Exchange) .....	43	Stearable Guidewires.....	94
Capture Sheath (ANGIOGUARD™ RX).....	99	MYNXGRIP® .....	46	Stents.....	10
Catheter Sheath Introducers.....	83	<b>N</b> Needles .....	113	STORQ™.....	94
Catheter Extensions .....	111	<b>O</b> Obturators (CSI) .....	86	SUPER TORQUE™ 4F - 5F - 6F.....	66
Cerebral Catheters (Diagnostic) .....	74	OPTEASET™ retrievable Vena Cava Filter .....	105	SUPER TORQUE™ MB .....	79
Control Syringes .....	112	OUTBACK™ Elite Re-Entry Catheter (CTO Catheter).....	50	SV WIRE .....	94
CSI .....	83	OUTBACK® LTD™ Re-Entry Catheter (CTO Catheter).....	50	Syringes .....	112
CTO Catheters .....	49	<b>P</b> PALMAZ® BLUE™ .....	14	<b>T</b> TEMPO™ 4F & 5F .....	66
<b>D</b> Delivery Sheath (ANGIOGUARD™ RX).....	99	Permanent Vena Cava Filter.....	106	TEMPO™ AQUA 4F & 5F .....	69
Diagnostic Catheters .....	63	POWERFLEX® Pro.....	34	TRAPEASET™ Permanent Vena Cava Filter .....	106
Diagnostic Guidewires.....	90	POWERFLEX™ EXTREME .....	35	Thrombectomy Systems .....	108
Distal Protection Device (ANGIOGUARD™ RX) .....	99	PRECISE® PRO RX™ .....	27	<b>U</b> Unmounted Balloon Expandable Stents .....	16
DURALYN .....	35	Pre-mounted Balloon Expandable Stents .....	10	Unmounted PALMAZ® GENESIS™ .....	17
<b>E</b> ELITECROSS™ Support Catheter .....	51	Pre-mounted Palmaz BLUE .....	14	Unmounted PALMAZ® XL & Large .....	16
Emboli Protection Device (ANGIOGUARD™ RX) .....	99	Pre-mounted Palmaz Genesis .....	10	<b>V</b> Vena Cava Filters.....	105
EMERALD™ Guidewires .....	90	PTA Balloons .....	33	Venous Products .....	105
Extension (Catheters) .....	111	<b>R</b> Retrievable Vena Cava Filter .....	105	Vessel Dilators (CSI).....	86
EXOSEAL® .....	46	<b>S</b> SABER™ .....	37	Visceral Catheters (Diagnostic).....	71
<b>F</b> Filter Device (ANGIOGUARD™ RX) .....	99			VISTA BRITE TIP®.....	56
Filter (Vena Cava Filter) .....	105			VISTA BRITE TIP® IG .....	56
Flush Catheters (Diagnostic) .....	64				
FRONTRUNNER®XP CTO Catheter .....	49				

# Trademarks

Cordis trademarks used in this catalogue are:

Cordis®

**ANGIOGUARD™ RX**

**AQUATRACK™**

**ATW™**

**ATW™ MARKER WIRE**

**AVANTI™ +**

**AVIATOR™ Plus**

**BRITE TIP®**

**DURALYN™**

**ELITECROSS™**

**EMERALD™**

**EXOSEAL®**

**FRONTRUNNER® XP**

**JINDO™**

**INCRAFT® AAA Graft Stent System**

**MAXI LD™**

**MYNXGRIP®**

**NESTING™**

**NYLEX™**

**OPTEASE™**

**OUTBACK™ Elite**

**OUTBACK® LTD™**

**PALMAZ®**

**PALMAZ® BLUE™**

**PALMAZ® GENESIS™**

**POWERFLEX™ EXTREME**

**POWERFLEX® Pro**

**PRECISE® PRO RX™**

**SABER™**

**SABERX™**

**SAVVY® Long**

**SLALOM™**

**SLEEK™ RX**

**SLEEK® OTW**

**SLX™**

**S.M.A.R.T.® CONTROL™**

**S.M.A.R.T.® Flex**

**STABILIZER™**

**STORQ™**

**SUPER TORQUE™**

**SV WIRE (.018")**

**TEMPO™**

**TEMPO™ AQUA**

**TRAPEASE™**

**VISTA BRITE TIP®**

**VISTA BRITE TIP® IG**


The use of the INCRAFT® AAA Stent-Graft System requires that physicians be specially trained in endovascular abdominal aortic aneurysm repair techniques, including experience with high resolution fluoroscopy and radiation safety. Cordis Corporation will provide training specific to the INCRAFT® AAA Stent-Graft System.

# Stents

## Balloon Expandable Stents.....9

- Pre-mounted Balloon Expandable Stents
- Unmounted Balloon Expandable Stents

## Self-Expanding Stents.....21



# Stents

Balloon Expandable

## Pre-mounted Balloon Expandable Stents

### .035" Over-the-Wire System

PALMAZ® GENESIS™ on OPTA™ PRO (Medium)	10
PALMAZ® GENESIS™ on OPTA™ PRO (Large)	11

### 0.18" Over-the-Wire System

PALMAZ® GENESIS™ on SLALOM™	13
PALMAZ® BLUE™ 0.18	14

### 0.14" Rapid Exchange System

PALMAZ® BLUE™ 0.14	15
--------------------	----

## Unmounted Balloon Expandable Stents

PALMAZ® XL	16
PALMAZ® GENESIS™ (Medium)	17
PALMAZ® GENESIS™ (Large)	17
PALMAZ® GENESIS™ (XD)	18





# Stents

Balloon Expandable

## PALMAZ® GENESIS™

### Stainless steel

The Genesis Family is designed according to the Palmaz heritage

- One piece laser cut stainless steel slotted tube (no welds)
- Closed-cell Design

Furthermore FlexSegments and Cordis Nesting+ technology ensure :

- Predeployed flexibility
- A minimum foreshortening
- Excellent contourability
- Improved scaffolding in a bend
- Smooth transition from stent to balloon
- Excellent stent retention

The Genesis family offers a complete range of lengths and diameters in combination with pre-mounted and stent-alone configurations.

## PALMAZ® BLUE™

### Cobalt Chromium L605

The PALMAZ® BLUE™ utilises advanced technology, L605 Cobalt Chromium, with a proven design to offer:

- Increased radiopacity
  - Low profiles
  - Superior flexibility and deliverability
- ...while not trading off radial strength and vessel scaffolding

The PALMAZ® BLUE™ incorporates the PALMAZ® and PALMAZ® GENESIS™ heritage:

- Closed cell design
- One-piece laser-cut slotted tube (no welds)
- Optimised FlexSegments for flexibility, deliverability and minimal foreshortening
- Nesting technology for excellent stent retention

# Stents

Pre-mounted Balloon Expandable

## PALMAZ® GENESIS™ on OPTA™ PRO (Medium)

### .035" over-the-wire system

#### Stainless steel

- One piece laser cut stainless steel slotted tube (no welds)
- Closed-cell Design
- Laser cut slotted tube for device integrity (no welds)
- "S" shaped FlexSegments for minimal foreshortening, excellent contourability, pre-deployed flexibility and improved scaffolding in a bend
- High radial Strength
- Lengths of delivery system : 80 and 135 cm
- Low profile .035" stent delivery system
- Metal introducer tube included in the package
- Recommended inflation pressure : 8 atm

Unexpanded Stent Length (mm)	Expanded Stent Length (mm)	Balloon Ø x Length (mm x mm)	Sheath Compatibility (F)	Guiding Compatibility (F)	Catalogue Number Length of delivery system	
					80 cm	135 cm
12	11	5 x 15	6	8 (.088")	PG1250PPS	PG1250PPX
12	11	6 x 15	6	8 (.088")	PG1260PPS	PG1260PPX
12	11	7 x 15	6	8 (.088")	PG1270PPS	PG1270PPX
12	11	8 x 15	6	8 (.088")	PG1280PPS	PG1280PPX
15	14	4 x 17	6	8 (.088")	PG1540PPS	
15	14	5 x 17	6	8 (.088")	PG1550PPS	PG1550PPX
15	14	6 x 17	6	8 (.088")	PG1560PPS	PG1560PPX
15	14	7 x 17	6	8 (.088")	PG1570PPS	PG1570PPX
15	14	8 x 17	6	8 (.088")	PG1580PPS	PG1580PPX
18	17	4 x 20	6	8 (.088")	PG1840PPS	
18	17	5 x 20	6	8 (.088")	PG1850PPS	PG1850PPX
18	17	6 x 20	6	8 (.088")	PG1860PPS	PG1860PPX
18	17	7 x 20	6	8 (.088")	PG1870PPS	PG1870PPX
18	17	8 x 20	6	8 (.088")	PG1880PPS	PG1880PPX
24	23	4 x 25	6	8 (.088")	PG2440PPS	
24	23	5 x 25	6	8 (.088")	PG2450PPS	
24	23	6 x 25	6	8 (.088")	PG2460PPS	PG2460PPX
24	23	7 x 25	6	8 (.088")	PG2470PPS	PG2470PPX
24	23	8 x 25	6	8 (.088")	PG2480PPS	PG2480PPX

# Stents

Pre-mounted Balloon Expandable

## PALMAZ® GENESIS™ on OPTA™ PRO (Large)

### .035" over-the-wire system

### Stainless steel

- One piece laser cut stainless steel slotted tube (no welds)
- Closed-cell Design
- Laser cut slotted tube for device integrity (no welds)
- "N" shaped FlexSegments for minimal foreshortening, excellent contourability, pre-deployed flexibility and improved scaffolding in a bend
- High radial Strength
- Lengths of delivery system: 80 and 135 cm
- Low profile .035" stent delivery system
- Metal introducer tube included in the package
- Recommended inflation pressure: 8 atm

Unexpanded Stent Length (mm)	Expanded Stent Length (mm)	Balloon Ø x Length (mm x mm)	Sheath Compatibility (F)	Guiding Compatibility (F)	Catalogue Number Length of delivery system	
					80 cm	135 cm
19	17	9 x 20	7	9 (.098")	PG1990PPS	PG1990PPX
19	16	10 x 20	7	9 (.098")	PG1910PPS	PG1910PPX
25	22	9 x 26	7	9 (.098")	PG2590PPS	PG2590PPX
25	22	10 x 26	7	9 (.098")	PG2510PPS	PG2510PPX
29	28	5 x 30	6	8 (.088")	PG2950PPS	PG2950PPX
29	27	6 x 30	6	8 (.088")	PG2960PPS	PG2960PPX
29	26	7 x 30	6	8 (.088")	PG2970PPS	PG2970PPX
29	26	8 x 30	7	9 (.098")	PG2980PPS	PG2980PPX
29	25	9 x 30	7	9 (.098")	PG2990PPS	PG2990PPX
29	24	10 x 30	7	9 (.098")	PG2910PPS	PG2910PPX
39	39	5 x 40	6	8 (.088")	PG3950PPS	PG3950PPX
39	38	6 x 40	6	8 (.088")	PG3960PPS	PG3960PPX
39	36	7 x 40	6	8 (.088")	PG3970PPS	PG3970PPX
39	36	8 x 40	7	9 (.098")	PG3980PPS	PG3980PPX
39	35	9 x 40	7	9 (.098")	PG3990PPS	PG3990PPX
39	32	10 x 40	7	9 (.098")	PG3910PPS	PG3910PPX
59	59	5 x 60	6	8 (.088")	PG5950PPS	PG5950PPX
59	59	6 x 60	6	8 (.088")	PG5960PPS	PG5960PPX
59	57	7 x 60	6.5	8 (.088")	PG5970PPS	PG5970PPX

Continued

# Stents

Pre-mounted Balloon Expandable

## PALMAZ® GENESIS™ on OPTA™ PRO (Large) Continued

Unexpanded Stent Length (mm)	Expanded Stent Length (mm)	Balloon Ø x Length (mm x mm)	Sheath Compatibility (F)	Guiding Compatibility (F)	Catalogue Number Length of delivery system	
					80 cm	135 cm
59	56	8 x 60	7	9 (.098")	PG5980PPS	PG5980PPX
59	53	9 x 60	7	9 (.098")	PG5990PPS	PG5990PPX
59	53	10 x 60	7	9 (.098")	PG5910PPS	PG5910PPX
79	79	6 x 80	6	8 (.088")	PG7960PPS	PG7960PPX
79	78	7 x 80	6.5	8 (.088")	PG7970PPS	PG7970PPX
79	76	8 x 80	7	9 (.098")	PG7980PPS	PG7980PPX
79	75	9 x 80	7	9 (.098")	PG7990PPS	PG7990PPX
79	73	10 x 80	7	9 (.098")	PG7910PPS	

# Stents

Pre-mounted Balloon Expandable

## PALMAZ® GENESIS™ on SLALOM™ .018" over-the-wire system Stainless steel

- One piece laser cut stainless steel slotted tube (no welds)
- Closed-cell Design
- Laser cut slotted tube for device integrity (no welds)
- "S" shaped FlexSegments for minimal foreshortening, excellent contourability, pre-deployed flexibility and improved scaffolding in a bend
- High radial Strength
- Lengths of delivery system: 80 and 135 cm
- Low Profile .018" stent delivery system
- Metal introducer tube included in the package
- Recommended inflation pressure:
  - 12 atm: 3-4 mm Ø
  - 10 atm: 5-6-7 mm Ø
  - 8 atm: 8 mm Ø

Unexpanded Stent Length (mm)	Expanded Stent Length (mm)	Balloon Ø x Length (mm x mm)	Sheath Compatibility (F)	Guiding Compatibility (F)	Catalogue Number Length of delivery system 135 cm
15	15	3 x 17	5	6 (.067")	PG1530PSX
18	18	3 x 20	5	7 (.078")	PG1830PSX
18	18	8 x 19	6	8 (.088")	PG1880PSX
24	24	3 x 25	5	7 (.078")	PG2430PSX
24	24	8 x 25	6	8 (.088")	PG2480PSX
39	37	7 x 40	6	7 (.078")	PG3970PSX
39	34	8 x 40	6	8 (.088")	PG3980PSX

# Stents

Pre-mounted Balloon Expandable

## PALMAZ® BLUE™ .018

### .018" over-the-wire system

### L605 Cobalt Chromium on Slalom balloon

- Laser cut L605 cobalt chromium slotted tube for device integrity (no welds)
- Closed cell design
- Optimised FlexSegments for flexibility, deliverability and minimal foreshortening
- Increased radiopacity
- High radial strength
- Lengths of delivery system: 80 and 135cm
- Low profile .018" stent delivery system
- Metal introducer included in package
- Recommended inflation pressure:  
12 atm: 4mm Ø;  
10 atm: 5-7mm Ø

Unexpanded Stent Length (mm)	Expanded Stent Length (mm)	Balloon Ø x Length (mm x mm)	Sheath Compatibility (F)	Guiding Compatibility (F)	Catalogue Number Length of delivery system	
					80 cm	135 cm
12	12	4 x 15	5	6 (.070")	PB1240PSS	
12	11	5 x 15	5	6 (.070")	PB1250PSS	PB1250PSX
12	10	6 x 15	5	6 (.070")	PB1260PSS	PB1260PSX
12	11	7 x 15	5	6 (.070")	PB1270PSS	
15	15	4 x 17	5	6 (.070")	PB1540PSS	
15	14	5 x 17	5	6 (.070")	PB1550PSS	PB1550PSX
15	14	6 x 17	5	6 (.070")	PB1560PSS	PB1560PSX
15	14	7 x 17	5	6 (.070")	PB1570PSS	
18	17	4 x 20	5	6 (.070")	PB1840PSS	
18	18	5 x 20	5	6 (.070")	PB1850PSS	PB1850PSX
18	17	6 x 20	5	6 (.070")	PB1860PSS	PB1860PSX
18	18	7 x 20	5	6 (.070")	PB1870PSS	PB1870PSX
24	23	4 x 25	5	6 (.070")	PB2440PSS	
24	24	5 x 25	5	6 (.070")	PB2450PSS	PB2450PSX
24	23	6 x 25	5	6 (.070")	PB2460PSS	PB2460PSX
24	24	7 x 25	5	6 (.070")	PB2470PSS	PB2470PSX

# Stents

Pre-mounted Balloon Expandable

## PALMAZ® BLUE™ .014

### .014" Rapid Exchange System

### L605 Cobalt Chromium on Aviator Plus

- Laser cut L605 cobalt chromium slotted tube for device integrity (no welds)
- Closed cell design
- Optimised FlexSegments for flexibility, deliverability and minimal foreshortening
- Increased radiopacity
- High radial strength
- Lengths of delivery system: 80 and 142 cm
- Low profile .014" stent delivery system
- Metal introducer included in package
- Recommended inflation pressure: 10 atm

Unexpanded Stent Length (mm)	Expanded Stent Length (mm)	Balloon Ø x Length (mm x mm)	Sheath Compatibility (F)	Guiding Compatibility (F)	Catalogue Number Length of delivery system	
					80 cm	142 cm
12	12	4 x 15	4	6 (.070")	PB1240PPS	PB1240PPX
12	11	5 x 15	5	6 (.070")	PB1250PPS	PB1250PPX
12	10	6 x 15	5	6 (.070")	PB1260PPS	PB1260PPX
12	11	7 x 15	5	6 (.070")	PB1270PPS	PB1270PPX
15	15	4 x 17	4	6 (.070")	PB1540PPS	PB1540PPX
15	14	5 x 17	5	6 (.070")	PB1550PPS	PB1550PPX
15	14	6 x 17	5	6 (.070")	PB1560PPS	PB1560PPX
15	14	7 x 17	5	6 (.070")	PB1570PPS	PB1570PPX
18	17	4 x 20	4	6 (.070")	PB1840PPS	PB1840PPX
18	18	5 x 20	5	6 (.070")	PB1850PPS	PB1850PPX
18	17	6 x 20	5	6 (.070")	PB1860PPS	PB1860PPX
18	17	7 x 20	5	6 (.070")	PB1870PPS	PB1870PPX
24	23	4 x 25	4	6 (.070")		PB2440PPX
24	24	5 x 25	5	6 (.070")	PB2450PPS	PB2450PPX
24	23	6 x 25	5	6 (.070")	PB2460PPS	PB2460PPX
24	23	7 x 25	5	6 (.070")	PB2470PPS	PB2470PPX

# Stents

Unmounted Balloon Expandable

## PALMAZ® Large and XL Unmounted Stents Stainless steel

- One piece laser cut stainless steel slotted tube (no welds)
- PALMAZ® Large can be expanded between 8 and 12 mm and the XL can be expanded between 14 and 25 mm.

Unexpanded Stent Length (mm)	Outer Ø before expansion (mm)	Sheath Compatibility (F)	Catalogue Number	Stent Type
30.3	3.5	12-14	P308E	Large
40	4.6	12-14	P4014	Large
50	4.6	12-14	P5014	XL

Accessories: INTR1213F: metal introducer tube for use with XL stent.



# Stents

Unmounted Balloon Expandable

## PALMAZ® GENESIS™ (Medium)

### Stainless steel

- One piece laser cut stainless steel slotted tube (no welds)
- 5 to 8 mm expansion range
- Closed-cell Design
- Laser cut slotted tube for device integrity (no welds)
- High radial Strength
- "S" shaped FlexSegments for minimal foreshortening, excellent contourability, pre-deployed flexibility and improved scaffolding in a bend
- Guiding and sheath compatibility with .035" Opta Pro balloon

Unexpanded Stent length (mm)	Expanded Stent Length (mm)	Expanded Stent Diameter (mm)	Sheath Compatibility (F)	Guiding Compatibility (F)	Catalogue Number
12	12	5	6	8 (.088")	PG124P
18	18	5	6	8 (.088")	PG184P

## PALMAZ® GENESIS™ (Large)

### Stainless steel

- One piece laser cut stainless steel slotted tube (no welds)
- 5 to 10 mm expansion range
- Closed-cell Design
- Laser cut slotted tube for device integrity (no welds)
- "N" shaped FlexSegments for minimal foreshortening, excellent contourability, pre-deployed flexibility and improved scaffolding in a bend
- High radial Strength
- Guiding and sheath compatibility with .035" Opta Pro balloon

Unexpanded Stent length (mm)	Expanded Stent Length (mm)	Expanded Stent Diameter (mm)	Sheath Compatibility (F)	Guiding Compatibility 8F (.088")	Catalogue Number
29	28	5	7	8 (.088")	PG295P
39	38	5	7	8 (.088")	PG395P
59	59	5	7	8 (.088")	PG595P

# Stents

Unmounted Balloon Expandable

## PALMAZ® GENESIS™ (XD) Stainless steel

- One piece laser cut stainless steel slotted tube (no welds)
- 10 to 12 mm expansion range
- Closed-cell Design
- Laser cut slotted tube for device integrity (no welds)
- "N" shaped FlexSegments for minimal foreshortening, excellent contourability, pre-deployed flexibility and improved scaffolding in a bend
- High radial Strength
- Guiding and sheath compatibility with .035" Opta Pro balloon

Unexpanded Stent length (mm)	Expanded Stent Length (mm)	Expanded Stent Diameter (mm)	Sheath Compatibility (F)	Guiding Compatibility (F)	Catalogue Number
19	17	10	8	10 (.110")	PG1910P
29	27	10	8	10 (.110")	PG2910P
39	36	10	8	10 (.110")	PG3910P
59	55	10	8	10 (.110")	PG5910P

# Stents

Unmounted Balloon Expandable

# Stents


Self-Expanding

## 0.35" Stent Delivery System

S.M.A.R.T.® Flex .....	22
S.M.A.R.T.® CONTROL™ .....	24
S.M.A.R.T.® CONTROL™ Large .....	25
Long S.M.A.R.T.® .....	26

## 0.14" Stent Delivery System

PRECISE® PRO RX™ .....	27
------------------------	----



## S.M.A.R.T.® Flex

Vascular Stent System

S.M.A.R.T.® Flex is our new self-expanding stent. Its fully connected design is intended to minimize stretching at deployment, facilitating accurate placement.

The radiopaque markers help facilitate accurate placement and the simple delivery system offers an easy deployment.

The S.M.A.R.T.® Flex unique design offers:

- Excellent fracture resistance due to helical strut bands and diameter-specific design
- Complete portfolio of sizes for treating both longer and small-diameter lesions
- Built upon the PALMAZ® heritage with a tissue-to-metal ratio of 80% to 90% and high radial strength
- Placement accuracy is supported by low deployment forces and fully connected architecture
- Outstanding flexibility as a result of multiple flex bridges
- Superior longitudinal stability from fully connected design and scaffolding\*

## S.M.A.R.T.®

Nitinol stent System

S.M.A.R.T.® is a one piece laser cut, self-expanding Nitinol stent combining a unique micromesh design with a multi segmental construction :

The unique S.M.A.R.T.® design offers :

- Crush recoverable flexibility in the most challenging vasculature
- Optimal wall apposition and contourability
- Minimal foreshortening for accurate placement
- High radial resistive force
- A large portfolio of lengths and diameters
- Accuracy in stent placement
- Ease of use

## PRECISE® PRO RX™

Nitinol stent System

### Carotid indications

The PRECISE® PRO RX™ is a one piece laser cut, Self Expanding Nitinol Stent combining a unique micromesh design with a multisegmental design construction :

The PRECISE® PRO RX™ Carotid stent system design offers :

- Excellent plaque scaffolding provided by optimized free cell area
- Enhanced deliverability via lower crossing profile & sheath/guide compatibility
- Accurate stent placement facilitated by PTFE coated support member
- Proven results in clinical trials

## S.M.A.R.T.® Flex\* .035" Vascular Stent System

- Type: Fully connected yet flexible stent design
- Material: Nitinol, with tantalum markers on stent ends
- Maximum Guidewire: 0.035"
- Stent Lengths: 20 - 200 mm
- Sheath Compatibility: 6F
- Stent Diameters: 5-8 mm for use in the superficial femoral arteries and proximal popliteal arteries (Stent diameter should be 0.5-1.5 mm greater than vessel diameter)  
9-10 mm for use in the common and external iliac arteries (stent diameter should be 0.5-1.5mm greater than vessel diameter)
- Stent Delivery System Working Lengths: 80 cm (S suffix) and 120 cm (M suffix)

Stent Diameter (mm)	Stent Length (mm)	Recommended Lumen Size (mm)	Recommended Sheath Introducer Size	Catalogue Number Length of delivery system	
				80 cm	120 cm
5	30	3.5-4.5	6	SF05030SV	SF05030MV
5	40	3.5-4.5	6	SF05040SV	SF05040MV
5	60	3.5-4.5	6	SF05060SV	SF05060MV
5	80	3.5-4.5	6	SF05080SV	SF05080MV
5	100	3.5-4.5	6	SF05100SV	SF05100MV
5	120	3.5-4.5	6	SF05120SV	SF05120MV
5	150	3.5-4.5	6	SF05150SV	SF05150MV
6	30	4.5-5.5	6	SF06030SV	SF06030MV
6	40	4.5-5.5	6	SF06040SV	SF06040MV
6	60	4.5-5.5	6	SF06060SV	SF06060MV
6	80	4.5-5.5	6	SF06080SV	SF06080MV
6	100	4.5-5.5	6	SF06100SV	SF06100MV
6	120	4.5-5.5	6	SF06120SV	SF06120MV
6	150	4.5-5.5	6	SF06150SV	SF06150MV

Continued

## S.M.A.R.T.® Flex\* Continued

Stent Diameter (mm)	Stent Length (mm)	Recommended Lumen Size (mm)	Recommended Sheath Introducer Size	Catalogue Number Length of delivery system	
				80 cm	120 cm
7	30	5.5-6.5	6	SF07030SV	SF07030MV
7	40	5.5-6.5	6	SF07040SV	SF07040MV
7	60	5.5-6.5	6	SF07060SV	SF07060MV
7	80	5.5-6.5	6	SF07080SV	SF07080MV
7	100	5.5-6.5	6	SF07100SV	SF07100MV
7	120	5.5-6.5	6	SF07120SV	SF07120MV
7	150	5.5-6.5	6	SF07150SV	SF07150MV
7	200	5.5-6.5	6	SF07200SV	SF07200MV
8	30	6.5-7.5	6	SF08030SV	SF08030MV
8	40	6.5-7.5	6	SF08040SV	SF08040MV
8	60	6.5-7.5	6	SF08060SV	SF08060MV
8	80	6.5-7.5	6	SF08080SV	SF08080MV
8	100	6.5-7.5	6	SF08100SV	SF08100MV
8	120	6.5-7.5	6	SF08120SV	SF08120MV
8	150	6.5-7.5	6	SF08150SV	SF08150MV
8	200	6.5-7.5	6	SF08200SV	SF08200MV
9	20	7.5-8.5	6	SF09020SV*	SF09020MV*
9	30	7.5-8.5	6	SF09030SV	SF09030MV*
9	40	7.5-8.5	6	SF09040SV	SF09040MV
9	60	7.5-8.5	6	SF09060SV	SF09060MV
9	80	7.5-8.5	6	SF09080SV	SF09080MV
9	100	7.5-8.5	6	SF09100SV*	SF09100MV*
10	20	8.5-9.5	6	SF10020SV*	SF10020MV*
10	30	8.5-9.5	6	SF10030SV	SF10030MV*
10	40	8.5-9.5	6	SF10040SV	SF10040MV
10	60	8.5-9.5	6	SF10060SV	SF10060MV
10	80	8.5-9.5	6	SF10080SV	SF10080MV
10	100	8.5-9.5	6	SF10100SV*	SF10100MV*

## S.M.A.R.T.® CONTROL™ .035" Stent Delivery system Nitinol

- Laser cut from a Nitinol hypotube (no welds)
- Micromesh design
- Multisegmental construction
- High radial resistive force
- Crush recoverable
- Delivery system with coil system and dual action deployment system
- 6 tantalum MicroMarkers at each end of the stent
- Recommended guidewire: .035"
- Lengths of delivery system: 80 and 120 cm
- Recommended introducer size: 6F
- Recommended Guiding catheter: 8 F

Stent Configuration Stent Ø x Length (mm)	Unconstrained Stent Ø (mm)	Unconstrained Stent Length (mm)	Min/Max Vessel Ø (mm)	Catalogue Number Length of delivery system	
				80 cm	120 cm
6 x 20	6	20	4-5	C06020SV	
6 x 30	6	30	4-5	C06030SV	C06030MV
6 x 40	6	40	4-5	C06040SV	C06040MV
6 x 60	6	60	4-5	C06060SV	C06060MV
6 x 80	6	80	4-5	C06080SV	C06080MV
6 x 100	6	100	4-5	C06100SV	C06100MV
7 x 20	7	20	5-6	C07020SV	
7 x 30	7	30	5-6	C07030SV	C07030MV
7 x 40	7	40	5-6	C07040SV	C07040MV
7 x 60	7	60	5-6	C07060SV	C07060MV
7 x 80	7	80	5-6	C07080SV	C07080MV
7 x 100	7	100	5-6	C07100SV	C07100MV
8 x 20	8	20	6-7	C08020SV	
8 x 30	8	30	6-7	C08030SV	C08030MV
8 x 40	8	40	6-7	C08040SV	C08040MV
8 x 60	8	60	6-7	C08060SV	C08060MV
8 x 80	8	80	6-7	C08080SV	C08080MV
8 x 100	8	100	6-7	C08100SV	C08100MV

Continued



## S.M.A.R.T.® CONTROL™ Continued

Stent Configuration Stent Ø x Length (mm)	Unconstrained Stent Ø (mm)	Unconstrained Stent Length (mm)	Min/Max Vessel Ø (mm)	Catalogue Number Length of delivery system	
				80 cm	120 cm
9 x 20	9	20	7-8	C09020SV	
9 x 30	9	30	7-8	C09030SV	C09030MV
9 x 40	9	40	7-8	C09040SV	C09040MV
9 x 60	9	60	7-8	C09060SV	C09060MV
9 x 80	9	80	7-8	C09080SV	C09080MV
10 x 20	10	20	8-9	C10020SV	
10 x 30	10	30	8-9	C10030SV	C10030MV
10 x 40	10	40	8-9	C10040SV	C10040MV
10 x 60	10	60	8-9	C10060SV	C10060MV
10 x 80	10	80	8-9	C10080SV	C10080MV

## S.M.A.R.T.® CONTROL™ Large 12 x 14 mm

- Recommended guidewire: .035"
- Recommended introducer size: 7F
- Recommended Guiding catheter: 9 F

Stent Configuration Stent Ø x Length (mm)	Unconstrained Stent Ø (mm)	Unconstrained Stent Length (mm)	Min/Max Vessel Ø (mm)	Catalogue Number Length of delivery system	
				80 cm	120 cm
12 x 30	12	30	10-11	C12030SV	
12 x 40	12	40	10-11	C12040SV	C12040MV
12 x 60	12	60	10-11	C12060SV	C12060MV
12 x 80	12	80	10-11	C12080SV	C12080MV
14 x 30	14	30	12-13	C14030SV	
14 x 40	14	40	12-13	C14040SV	C14040MV
14 x 60	14	60	12-13	C14060SV	C14060MV
14 x 80	14	80	12-13	C14080SV	C14080MV

# Stents

Self-Expanding

## Long S.M.A.R.T.<sup>®</sup> .035" Stent Delivery system Nitinol

- Laser cut from a Nitinol Hypotube (no welds)
- Micromesh design
- Multisegmental construction
- High radial resistive force
- Crush recoverable
- 6 tantalum MicroMarkers at each end of stent
- Recommended guidewire: .035"
- Recommended introducer size: 6F
- Recommended guiding catheter: 8F
- The pin-and-pull delivery system
- The stents reduce the use of multiple stents thus helping in reducing the cost of procedure

Stent Configuration Stent Ø x Length (mm)	Expanded Stent Ø (mm)	Expanded Stent Length (mm)	Min/Max Vessel Ø (mm)	Catalogue Number Length of delivery system 80 cm	Catalogue Number Length of delivery system 120 cm
6 x 120	6	120	4-5	C06120SV	C06120MV
7 x 120	7	120	5-6	C07120SV	C07120MV
8 x 120	8	120	5-6	C08120SV	C08120MV
6 x 150	6	150	4-5	C06150SV	C06150MV
7 x 150	7	150	5-6	C07150SV	C07150MV
8 x 150	8	150	5-6	C08150SV	C08150MV

## PRECISE® PRO RX™

### .014" Stent Delivery system (Carotid Stent System)

#### Nitinol


- Laser cut from a Nitinol hypotube (no Welds)
- Micromesh design
- Multi segmental construction
- High radial resistive force
- 8% maximum foreshortening (for all sizes)
- Crush-recoverable
- Carotid indication
- Length of delivery system: 135 cm
- Distal outer diameter:
  - 5F (5-8 mm)
  - 6F (9-10 mm)
- Recommended guiding catheter: 7F (5-8 mm Ø)  
8F (9-10 mm Ø)
- Recommended introducer size: 5F (5-8 mm Ø)  
6F (9-10 mm Ø)
- Guidewire compatibility: .014"
- Recommended Embolic Protection Device: Angioguard RX

Stent Configuration Stent Ø x Length (mm)	Unconstrained Stent Ø (mm)	Unconstrained Stent Length (mm)	Min/Max vessel diameter (mm)	Catalogue Number Length of delivery system 135 cm
5 x 20	5	20	3-4	PC0520XCE
5 x 30	5	30	3-4	PC0530XCE
5 x 40	5	40	3-4	PC0540XCE
6 x 20	6	20	4-5	PC0620XCE
6 x 30	6	30	4-5	PC0630XCE
6 x 40	6	40	4-5	PC0640XCE
7 x 20	7	20	5-6	PC0720XCE
7 x 30	7	30	5-6	PC0730XCE
7 x 40	7	40	5-6	PC0740XCE
8 x 20	8	20	6-7	PC0820XCE
8 x 30	8	30	6-7	PC0830XCE
8 x 40	8	40	6-7	PC0840XCE
9 x 20	9	20	7-8	PC0920XCE
9 x 30	9	30	7-8	PC0930XCE
9 x 40	9	40	7-8	PC0940XCE
10 x 20	10	20	8-9	PC1020XCE
10 x 30	10	30	8-9	PC1030XCE
10 x 40	10	40	8-9	PC1040XCE



# Abdominal Aortic Aneurysm

INCRAFT® AAA Graft Stent System.....32



The use of the INCRAFT® AAA Stent-Graft System requires that physicians be specially trained in endovascular abdominal aortic aneurysm repair techniques, including experience with high resolution fluoroscopy and radiation safety. Cordis Corporation will provide training specific to the INCRAFT® AAA Stent-Graft System.



# Abdominal Aortic Aneurysm

## INCRAFT® AAA Graft Stent System

The new INCRAFT® AAA Stent-Graft System from Cordis is an advanced Endovascular Aneurysm Repair (EVAR) technology designed for the treatment of infrarenal abdominal aortic aneurysms. The 3-piece modular design addresses limitations of current endografts by combining unique features, such as real-time, in-situ device customization. Most importantly, for the first time, these features are delivered through a flexible, ultra-low profile system (14 Fr. OD)\*.

The INCRAFT® System is backed by a robust clinical program designed to assess the technical success and safety of the device as well as to assess its long-term durability. Promising mid-term data, through 2 years in the INNOVATION study, now exists.

\* 16F outer diameter for the 34 mm aortic bifurcate.

Aortic Bifurcate

Product Code	AB Size (mm)	Treatment Range (mm)	Delivery System ID (F)	Delivery System OD (F)	Ipsi Length (mm)	Contra Length (mm)
AB2298	22	17.0 - 19.9	13	14	94	86
AB2698	26	20.0 - 22.9	13	14	94	86
AB3098	30	23.0 - 26.9	13	14	94	86
AB3498	34	27.0 - 31.0	15	16	94	86

Aortic Extension

Product Code	AE Size (mm)	Treatment Range (mm)	Delivery System ID (F)	Delivery System OD (F)	Ipsi Length (mm)
AE2204	22	17.0 - 19.9	13	14	42
AE2604	26	20.0 - 22.9	13	14	42
AE3004	30	23.0 - 26.9	13	14	42
AE3404	34	27.0 - 31.0	15	16	42



Iliac Limb / Limb Extension

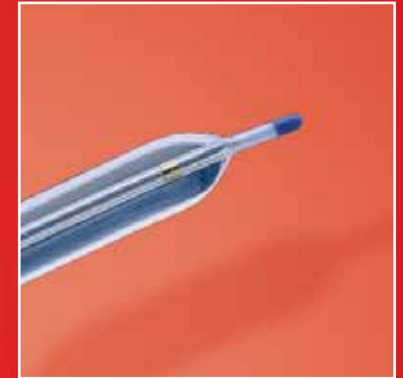
Product Code	IL Size (mm)	Treatment Range (mm)	IL Length (mm)	Delivery System OD (F)	Ipsi Length (mm)	Contra Length (mm)
IL1008	10	7.0 - 8.9	82	12	128 - 156	128 - 147
IL1010	10	7.0 - 8.9	101	12	147 - 175	147 - 166
IL1012	10	7.0 - 8.9	120	12	166 - 194	166 - 185
IL1014	10	7.0 - 8.9	138	12	184 - 212	184 - 203
IL1308	13	9.0 - 10.9	82	12	128 - 156	128 - 147
IL1310	13	9.0 - 10.9	101	12	147 - 175	147 - 166
IL1312	13	9.0 - 10.9	120	12	166 - 194	166 - 185
IL1314	13	9.0 - 10.9	138	12	184 - 212	184 - 203
IL1608	16	11.0 - 13.9	82	12	128 - 156	128 - 147
IL1610	16	11.0 - 13.9	101	12	147 - 175	147 - 166
IL1612	16	11.0 - 13.9	120	12	166 - 194	166 - 185
IL1614	16	11.0 - 13.9	138	12	184 - 212	184 - 203
IL2008	20	14.0 - 17.9	82	12	128 - 156	128 - 147
IL2010	20	14.0 - 17.9	101	12	147 - 175	147 - 166
IL2012	20	14.0 - 17.9	120	12	166 - 194	166 - 185
IL2014	20	14.0 - 17.9	138	12	184 - 212	184 - 203
IL2410	24	18.0 - 22.0	101	13	147 - 175	147 - 166
IL2412	24	18.0 - 22.0	120	13	166 - 194	166 - 185
IL2414	24	18.0 - 22.0	138	13	184 - 212	184 - 203



The use of the INCRAFT® AAA Stent-Graft System requires that physicians be specially trained in endovascular abdominal aortic aneurysm repair techniques, including experience with high resolution fluoroscopy and radiation safety. Cordis Corporation will provide training specific to the INCRAFT® AAA Stent-Graft System.

# PTA-Balloons

General Information .....	32
<b>.035" Guidewire Compatibility</b>	
POWERFLEX® Pro .....	34
POWERFLEX™ EXTREME .....	35
MAXI LD™ .....	36
<b>.018" Guidewire Compatibility</b>	
SABER™ .....	37
SABERX™ .....	39
SAVVY® Long .....	40
SLALOM™ .....	41
<b>.014" Guidewire Compatibility</b>	
AVIATOR™ Plus .....	42
SLEEK™ .....	42
SLEEK® OTW .....	43



# PTA-Balloons

## .035" Guidewire Compatibility

### **POWERFLEX® Pro**

*For lower extremity vessels*

- Wide range of lengths and diameters
- Fast deflation time\*
- Excellent profile and atraumatic flexible tip

### **POWERFLEX™ EXTREME**

*For ilio-femoral, femoro-popliteal and dialysis fistulas needs*

- High pressure balloon for challenging procedures
- Unsurpassed abrasion resistance
- Atraumatic flexible tip

### **MAXI LD™**

*For abdominal aortic needs*

- Large diameter balloon (up to 25mm)
- Short shoulders facilitate dilatation at the aortic bifurcation
- Braided inner body for excellent stability
- Class IIa product indicated for peripheral arteries below the aortic arch.

## .018" Guidewire Compatibility

### **SABER™**

*For all the leg needs*

- Wide range of sizes
- Designed with more crossability
- Hydrophilic coating on the balloon and proximal end of the shaft
- More power. More control
- Fast deflation time

### **SABERX™**

*For all the leg needs*

- Wide range of sizes
- Designed with more pushability
- Hydrophilic coating on the balloon and proximal end of the shaft
- More power. More control
- Fast deflation time

### **SAVVY® Long**

*For femoro-popliteal and infra-popliteal needs*

- Small to medium low profile balloons
- Lubricious coating on balloon and shaft for outstanding crossability
- Wide range of lengths and diameters

### **SLALOM™**

*For ilio-femoral, femoro-popliteal, infra-popliteal, renal and dialysis fistulas*

- SLX™ coated shaft for excellent trackability
- Small to medium low profile balloon
- Optimised ratio pressure/profile

## .014" Guidewire Compatibility

### **AVIATOR™ Plus**

*For carotid and renal needs*

- Ultra low profile balloon
- Shaft designed for excellent pushability
- Smooth tip-to-wire transition

### **SLEEK™ RX**

*For infra-popliteal needs*

- Low profile rapid exchange 0,014" PTA system
- Long balloon lengths (up to 220 mm)
- Smooth tip-to-wire transition

### **SLEEK® OTW**

*For infra-popliteal needs*

- Low profile over-the-wire 0,014" PTA system
- Long balloon lengths (up to 220 mm)
- Smooth tip-to-wire transition



# PTA-Balloons

## General information

Cordis offers a complete system of PTA balloon catheters providing solutions for the widest possible range of procedures. In addition to featuring Cordis' renowned quality, each balloon incorporates a specific set of characteristics that optimises the outcomes of the applications it is designed for.

All Cordis PTA balloons are made out of DURALYN™, a unique balloon material with superior characteristics:

- High puncture resistance: ideal for stent placement or post-dilatation of stent as well as for dilating hard lesions
- Versatile high-strength balloon material: enables us to provide you with a complete range of products with different profiles and pressure capabilities
- Great flexibility: balloon conforms to tortuous vessels and crosses difficult-to-reach lesions
- Low crossing profiles and exceptional rewrap characteristics: ideal for primary and secondary profiles
- Soft material: friendly to the vessel wall and creating smoother transitions
- Reputable durability: enabling you to use the same balloon several times during the same procedure while keeping the same secondary profile, hence creating substantial savings for the hospital and contributing to the safety of the patient.

Product	Type	Guidewire Compatibility (inch)	Balloon Diameter (mm)	Rated Burst Pressure (atm)	Balloon Material	Shaft Construction	Balloon Type Code
POWERFLEX® Pro	Over-The-Wire	.035	3-12	8-18	DURALYN™	Dual-Lumen	440
POWERFLEX™ EXTREME	Over-The-Wire	.035	4-10	20, 17	DURALYN™	Dual-Lumen	415
MAXI LD™	Over-The-Wire	.035	14-25	6, 5	DURALYN™	Coaxial	416
SABER™	Over-The-Wire	.018	2-10	10, 18	DURALYN™	Coaxial	480
SABERX™	Rapid Exchange	.018	2-8	12-18	DURALYN™	Coaxial	510
SAVVY® Long	Over-The-Wire	.018	2-6	up to 16	Nylon	Coaxial	436
SLALOM™	Over-The-Wire	.018	3-8	14, 12, 10	DURALYN™	Dual-Lumen	438
SLEEK™	Rapid Exchange	.014	2-4	up to 16	Nylon	RX Dual-Lumen	425
SLEEK® OTW	Over-The-Wire	.014	1.25-5	up to 16	Nylon	Coaxial	426
AVIATOR™ Plus	Rapid Exchange	.014	4-7	up to 14	DURALYN™	RX Coaxial	424

### CATALOGUE NUMBER COMPOSITION

Example 1 - MAXI LD™			Example 2 - SAVVY® LONG		
Balloon Type code	OD x length	Shaft length	Balloon Type code	OD x length	Shaft length
416	15 20	S	435	50 2	S

also Valid for  
POWERFLEX™ EXTREME - SLALOM™

# PTA-Balloons

.035" Guidewire Compatibility

## POWERFLEX® Pro

### Versatile over-the-wire balloon

- 0.035" PTA Balloon
- Dual Lumen shaft
- Atraumatic Tip
- RBP up to 18 ATM
- Extended product range
- One piece hub
- Inner and outer (30cm distal) MDX coating



Balloon OD x Length (mm x cm)	Rated Burst Pressure (atm)	Recommended CSI Fit (F)	Catalogue * Number	Shaft Length (cm)	
				80	135
3 x 2	18	5	4400302	S	
3 x 4	18	5	4400304	S	X
3 x 6	18	5	4400306	S	X
3 x 8	18	5	4400308	S	X
3 x 10	18	5	4400310	S	X
3 x 12	18	5	4400312	S	X
3 x 15	18	5	4400315	S	X
3 x 22	18	5	4400322	S	X
4 x 2	18	5	4400402	S	X
4 x 4	18	5	4400404	S	X
4 x 6	18	5	4400406	S	X
4 x 8	18	5	4400408	S	X
4 x 10	18	5	4400410	S	X
4 x 12	18	5	4400412	S	X
4 x 15	18	5	4400415	S	X
4 x 22	18	5	4400422	S	X
5 x 2	15	5	4400502	S	X
5 x 3	15	5	4400503	S	
5 x 4	15	5	4400504	S	X
5 x 6	15	5	4400506	S	X
5 x 8	15	5	4400508	S	X
5 x 10	15	5	4400510	S	X
5 x 12	15	5	4400512	S	X
5 x 15	15	5	4400515	S	X
5 x 22	15	5	4400522	S	X
6 x 2	15	5	4400602	S	X
6 x 3	15	5	4400603	S	
6 x 4	15	5	4400604	S	X
6 x 6	15	5	4400606	S	X
6 x 8	15	5	4400608	S	X
6 x 10	15	5	4400610	S	X

Balloon OD x Length (mm x cm)	Rated Burst Pressure (atm)	Recommended CSI Fit (F)	Catalogue * Number	Shaft Length (cm)	
				80	135
6 x 12	15	5	4400612	S	X
6 x 15	15	5	4400615	S	X
6 x 22	15	5	4400622	S	X
7 x 2	15	5	4400702	S	X
7 x 3	15	5	4400703	S	
7 x 4	15	5	4400704	S	X
7 x 6	12	5	4400706	S	X
7 x 8	12	5	4400708	S	X
7 x 10	12	6	4400710	S	X
8 x 2	12	5	4400802	S	X
8 x 3	12	5	4400803	S	
8 x 4	12	5	4400804	S	X
8 x 6	12	5	4400806	S	X
8 x 8	12	5	4400808	S	X
8 x 10	12	6	4400810	S	X
9 x 2	12	6	4400902	S	X
9 x 3	12	6	4400903	S	
9 x 4	12	6	4400904	S	X
9 x 6	12	6	4400906	S	X
9 x 8	12	7	4400908	S	X
9 x 10	12	7	4400910	S	X
10 x 2	12	6	4401002	S	X
10 x 3	12	6	4401003	S	
10 x 4	12	6	4401004	S	X
10 x 6	12	7	4401006	S	X
10 x 8	12	7	4401008	S	X
10 x 10	12	7	4401010	S	X
12 x 2	8	7	4401202	S	X
12 x 3	8	7	4401203	S	
12 x 4	8	7	4401204	S	X
12 x 6	8	7	4401206	S	X

\* Add to the ordering number the suffix corresponding to the shaft length you need

## POWERFLEX™ EXTREME

### Very high pressure balloon

- Dual lumen 5F over-the-wire shaft
- Atraumatic Tip
- Very high rated burst pressure (20 atm)
- Extended product range
- One piece hub
- Inner (whole length) and outer (30 distal cm) SLX™ coating



Balloon OD x Length (mm x cm)	Rated Burst Pressure (atm)	Recommended Sheath Fit (F)	Catalogue * Number	Shaft Length (cm)	
				40	80
4 x 2	20	5	415-4020	T	S
4 x 4	20	5	415-4040	T	S
4 x 6	20	5	415-4060		S
5 x 2	20	6	415-5020	T	S
5 x 4	20	6	415-5040	T	S
5 x 6	20	6	415-5060		S
6 x 2	20	6	415-6020	T	S
6 x 4	20	6	415-6040	T	S
6 x 6	20	6	415-6060		S
7 x 2	20	6	415-7020		S
7 x 4	20	6	415-7040	T	S
7 x 6	20	7	415-7060		S

Balloon OD x Length (mm x cm)	Rated Burst Pressure (atm)	Recommended Sheath Fit (F)	Catalogue * Number	Shaft Length (cm)	
				40	80
8 x 2	20	7	415-8020		S
8 x 4	20	7	415-8040	T	S
8 x 6	20	7	415-8060		S
9 x 2	17	7	415-9020		S
9 x 4	17	7	415-9040	T	S
10 x 4	17	9	415-0040	T	S
10 x 6	17	9	415-0060		S

\* Add to the ordering number the suffix corresponding to the shaft length you need

# PTA-Balloons

.035" Guidewire Compatibility

## MAXI LD™

### Large diameter balloon

- Coaxial 7F over-the-wire shaft
- Braided Inner body
- 5 and 6 atm rated burst pressure
- Large product range
- One piece hub



Balloon OD x Length (mm x cm)	Rated Burst Pressure (atm)	Recommended Sheath Fit (F)	Catalogue * Number	Shaft Length (cm)	
				80	110
14 x 4	6	8	416-1440	S	L
14 x 6	6	8	416-1460	S	L
15 x 4	6	9	416-1540	S	L
15 x 6	6	9	416-1560	S	L
16 x 4	6	10	416-1640	S	L
16 x 6	6	10	416-1660	S	L
18 x 4	6	10	416-1840	S	L
18 x 6	6	10	416-1860	S	L
20 x 4	6	11	416-2040	S	L
20 x 6	6	11	416-2060	S	L
20 x 8	6	11	416-2080		LF
22 x 4	5	12	416-2240	S	L
25 x 4	5	12	416-2540	S	L

\* Add to the ordering number the suffix corresponding to the shaft length you need

# PTA-Balloons

.018" Guidewire Compatibility

## SABER™

### Low profile balloons

- Coaxial shaft 3.9F / 4.7F
- RBP: 18 ATM
- Dual layer hydrophilic coating on the balloon and proximal part of the shaft
- Over-the-Wire



Balloon OD x Length (mm x cm)	Rated Burst Pressure (atm)	Recommended Sheath Fit (F)	Catalogue * Number	Shaft Length (cm)	
				90	150
2 x 2	18	4	48002002	S	X
2 x 3	18	4	48002003	S	X
2 x 4	18	4	48002004	S	X
2 x 6	18	4	48002006	S	X
2 x 8	18	4	48002008	S	X
2 x 10	18	4	48002010	S	X
2 x 15	18	4	48002015	S	X
2 x 20	18	4	48002020	S	X
2 x 25	18	4	48002025	S	X
2 x 30	18	4	48002030	S	X
2.5 x 2	18	4	48002502	S	X
2.5 x 3	18	4	48002503	S	X
2.5 x 4	18	4	48002504	S	X
2.5 x 6	18	4	48002506	S	X
2.5 x 8	18	4	48002508	S	X
2.5 x 10	18	4	48002510	S	X
2.5 x 15	18	4	48002515	S	X
2.5 x 20	18	4	48002520	S	X
2.5 x 25	18	4	48002525	S	X
2.5 x 30	18	4	48002530	S	X
3 x 2	18	4	48003002	S	X
3 x 3	18	4	48003003	S	X

Balloon OD x Length (mm x cm)	Rated Burst Pressure (atm)	Recommended Sheath Fit (F)	Catalogue * Number	Shaft Length (cm)	
				90	150
3 x 4	18	4	48003004	S	X
3 x 6	18	4	48003006	S	X
3 x 8	18	4	48003008	S	X
3 x 10	18	4	48003010	S	X
3 x 15	14	4	48003015	S	X
3 x 20	14	4	48003020	S	X
3 x 25	14	4	48003025	S	X
3 x 30	14	4	48003030	S	X
3.5 x 2	18	4	48003502	S	X
3.5 x 3	18	4	48003503	S	X
3.5 x 4	18	4	48003504	S	X
3.5 x 6	18	4	48003506	S	X
3.5 x 8	18	4	48003508	S	X
3.5 x 10	18	4	48003510	S	X
3.5 x 15	14	4	48003515	S	X
3.5 x 20	14	4	48003520	S	X
3.5 x 25	14	4	48003525	S	X
3.5 x 30	14	4	48003530	S	X
4 x 2	18	4	48004002	S	X
4 x 3	18	4	48004003	S	X
4 x 4	18	4	48004004	S	X
4 x 6	18	4	48004006	S	X

\* Add to the ordering number the suffix corresponding to the shaft length you need

# PTA-Balloons

.018" Guidewire Compatibility

## SABER™

### Low profile balloons

- Coaxial shaft 3.9F / 4.7F
- RBP: 18 ATM
- Dual layer hydrophilic coating on the balloon and proximal part of the shaft



Balloon OD x Length (mm x cm)	Rated Burst Pressure (atm)	Recommended Sheath Fit (F)	Catalogue * Number	Shaft Length (cm)	
				90	150
4 x 8	18	4	48004008	S	X
4 x 10	18	4	48004010	S	X
4 x 15	14	4	48004015	S	X
4 x 20	14	4	48004020	S	X
4 x 25	14	4	48004025	S	X
4 x 30	14	4	48004030	S	X
5 x 2	16	4	48005002	S	X
5 x 3	16	4	48005003	S	X
5 x 4	16	4	48005004	S	X
5 x 6	16	4	48005006	S	X
5 x 8	16	4	48005008	S	X
5 x 10	16	4	48005010	S	X
5 x 15	14	5	48005015	S	X
5 x 20	14	5	48005020	S	X
5 x 25	14	5	48005025	S	X
5 x 30	14	5	48005030	S	X
6 x 2	16	4	48006002	S	X
6 x 3	16	4	48006003	S	X
6 x 4	16	4	48006004	S	X
6 x 6	16	4	48006006	S	X
6 x 8	16	5	48006008	S	X
6 x 10	16	5	48006010	S	X
6 x 15	14	5	48006015	S	X
6 x 20	14	5	48006020	S	X
6 x 25	14	6	48006025	S	X

Balloon OD x Length (mm x cm)	Rated Burst Pressure (atm)	Recommended Sheath Fit (F)	Catalogue * Number	Shaft Length (cm)	
				90	150
6 x 30	14	6	48006030	S	X
7 x 2	14	4	48007002	S	X
7 x 3	14	4	48007003	S	X
7 x 4	14	4	48007004	S	X
7 x 6	14	5	48007006	S	X
7 x 8	14	5	48007008	S	X
7 x 10	14	5	48007010	S	X
8 x 2	12	4	48008002	S	X
8 x 3	12	4	48008003	S	X
8 x 4	12	4	48008004	S	X
8 x 6	12	5	48008006	S	X
8 x 8	12	5	48008008	S	X
8 x 10	12	5	48008010	S	X
9 x 2	10	5	48009002	S	
9 x 3	10	5	48009003	S	
9 x 4	10	5	48009004	S	
9 x 6	10	5	48009006	S	
9 x 8	10	6	48009008	S	
9 x 10	10	6	48009010	S	
10 x 2	10	5	48010002	S	
10 x 3	10	5	48010003	S	
10 x 4	10	5	48010004	S	
10 x 6	10	6	48010006	S	
10 x 8	10	6	48010008	S	
10 x 10	10	6	48010010	S	

\* Add to the ordering number the suffix corresponding to the shaft length you need

# PTA-Balloons

.018" Guidewire Compatibility

## SABERX™

### Low profile balloons

- Coaxial shaft 3.9 and 3.3F
- Rapid Exchange
- RBP: 18 ATM
- Dual layer hydrophilic coating on the balloon and proximal part of the shaft



Balloon Diameter, mm	Balloon Length, mm	Rated Burst Pressure, atm	Sheath Fit, (F)	Shaft Length (155cm)
2.0	20	18	4	51002002L
2.0	30	18	4	51002003L
2.0	40	18	4	51002004L
2.0	60	18	4	51002006L
2.0	80	18	4	51002008L
2.0	100	18	4	51002010L
2.0	150	18	4	51002015L
2.0	200	18	4	51002020L
2.0	250	18	4	51002025L
2.0	300	18	4	51002030L
2.5	20	18	4	51002502L
2.5	30	18	4	51002503L
2.5	40	18	4	51002504L
2.5	60	18	4	51002506L
2.5	80	18	4	51002508L
2.5	100	18	4	51002510L
2.5	150	18	4	51002515L
2.5	200	18	4	51002520L
2.5	250	18	4	51002525L
2.5	300	18	4	51002530L
3.0	20	18	4	51003002L
3.0	30	18	4	51003003L
3.0	40	18	4	51003004L
3.0	60	18	4	51003006L
3.0	80	18	4	51003008L
3.0	100	18	4	51003010L
3.0	150	14	4	51003015L
3.0	200	14	4	51003020L
3.0	250	14	4	51003025L
3.0	300	14	4	51003030L
3.5	20	18	4	51003502L
3.5	30	18	4	51003503L
3.5	40	18	4	51003504L
3.5	60	18	4	51003506L
3.5	80	18	4	51003508L
3.5	100	18	4	51003510L

Balloon Diameter, mm	Balloon Length, mm	Rated Burst Pressure, atm	Sheath Fit, (F)	Shaft Length (155cm)
3.5	150	14	4	51003515L
3.5	200	14	4	51003520L
3.5	250	14	4	51003525L
3.5	300	14	4	51003530L
4.0	20	18	4	51004002L
4.0	30	18	4	51004003L
4.0	40	18	4	51004004L
4.0	60	18	4	51004006L
4.0	80	18	4	51004008L
4.0	100	18	4	51004010L
4.0	150	14	4	51004015L
4.0	200	14	4	51004020L
4.0	250	14	4	51004025L
4.0	300	14	4	51004030L
5.0	20	16	4	51005002L
5.0	30	16	4	51005003L
5.0	40	16	4	51005004L
5.0	60	16	4	51005006L
5.0	80	16	4	51005008L
5.0	100	16	4	51005010L
5.0	150	14	5	51005015L
5.0	200	14	5	51005020L
5.0	250	14	5	51005025L
5.0	300	14	5	51005030L
6.0	20	16	4	51006002L
6.0	30	16	4	51006003L
6.0	40	16	4	51006004L
6.0	60	16	4	51006006L
6.0	80	16	5	51006008L
6.0	100	16	5	51006010L
6.0	150	14	5	51006015L
6.0	200	14	5	51006020L
6.0	250	14	6	51006025L
6.0	300	14	6	51006030L
7.0	20	14	4	51007002L
7.0	30	14	4	51007003L
7.0	40	14	4	51007004L
7.0	60	14	5	51007006L
7.0	80	14	5	51007008L
7.0	100	14	5	51007010L
8.0	20	12	4	51008002L
8.0	30	12	4	51008003L
8.0	40	12	4	51008004L
8.0	60	12	5	51008006L
8.0	80	12	5	51008008L
8.0	100	12	5	51008010L

# PTA-Balloons

.018" Guidewire Compatibility

## SAVVY® Long



### Low profile balloons

- Coaxial 3.5F over-the-wire shaft tapering to 3F distally
- High rated burst pressure
- Lubricious coating on the balloon and delivery system

### SAVVY® Long

Balloon OD x Length (mm x cm)	Rated Burst Pressure (atm)	Recommended Sheath Fit (F)	Catalogue * Number	Shaft Length (cm)	
				80	120
2 x 12	15	4	436-2012	S	L
2 x 15	15	4	436-2015	S	L
2 x 22	15	4	436-2022	S	L
2.5 x 12	15	4	436-2512	S	L
2.5 x 15	15	4	436-2515	S	L
2.5 x 22	15	4	436-2522	S	L
3 x 12	15	4	436-3012	S	L
3 x 15	15	4	436-3015	S	L
3 x 22	15	4	436-3022	S	L
3.5 x 12	15	4	436-3512		L
3.5 x 15	15	4	436-3515		L
3.5 x 22	15	4	436-3522		L
4 x 12	15	4	436-4012	S	L
4 x 15	15	4	436-4015	S	L
4 x 22	15	4	436-4022	S	L
5 x 12	13	4	436-5012	S	L
5 x 15	13	4	436-5015	S	L
5 x 22	13	4	436-5022	S	L
6 x 12	12	5	436-6012	S	L
6 x 15	12	5	436-6015	S	L
6 x 22	12	5	436-6022	S	L

\* Add to the ordering number the suffix corresponding to the shaft length you need



# PTA-Balloons

.018" Guidewire Compatibility

## SLALOM™

### Small-to-medium balloon

- Dual lumen over-the-wire shaft (3.7 F - up to 6 mm Ø, 4 F - 7-8 mm Ø)
- High rated burst pressure (14-10 atm)
- One piece hub
- Inner (whole length) and outer (30 distal cm) SLX™ coating



Balloon OD x Length (mm x cm)	Rated Burst Pressure (atm)	Recommended Sheath Fit (F)	Guiding Catheter Fit (F)	Catalogue * Number	Shaft Length (cm)		
					80	120	135
3 x 2	14	4	6	438-3020	S		X
3 x 4	14	4	6	438-3040	S	M	X
4 x 2	14	4	6	438-4020	S		X
4 x 4	14	4	6	438-4040	S	M	
5 x 2	14	5	6	438-5020	S	M	X
5 x 4	14	5	6	438-5040	S	M	
6 x 2	12	5	6	438-6020	SP	MP	XP
6 x 4	12	5	6	438-6040	SP	MP	
7 x 2	12	6	7	438-7020	S	M	X
7 x 4	12	6	7	438-7040	S	M	X
8 x 2	10	6	8	438-8020	S	M	X
8 x 4	10	6	8	438-8040			X

\* Add to the ordering number the suffix corresponding to the shaft length you need

## AVIATOR™ Plus

### .014" rapid exchange balloon

- Coaxial rapid exchange shaft
  - 3.3F distally (25cm length)
  - 3.3F proximal with stiffening wire
- High rated burst pressure (14-12 atm)



Balloon OD x Length (mm x cm)	Rated Burst Pressure (atm)	Sheath Fit (F)	Guiding Catheter Fit (F)	Catalogue * Number	Shaft Length (cm) 142
4 x 1.5	14	4	6	424-4015	W
4 x 2	14	4	6	424-4020	W
4 x 3	14	4	6	424-4030	W
4 x 4	14	4	6	424-4040	W
4.5 x 1.5	14	4	6	424-4515	W
4.5 x 2	14	4	6	424-4520	W
4.5 x 3	14	4	6	424-4530	W
4.5 x 4	14	4	6	424-4540	W
5 x 1.5	14	4	6	424-5015	W
5 x 2	14	4	6	424-5020	W
5 x 3	14	4	6	424-5030	W
5 x 4	14	4	6	424-5040	W
5.5 x 1.5	14	4	6	424-5515	W
5.5 x 2	14	4	6	424-5520	W
5.5 x 3	14	4	6	424-5530	W
5.5 x 4	14	4	6	424-5540	W
6 x 1.5	14	4	6	424-6015	W
6 x 2	14	4	6	424-6020	W
6 x 3	14	4	6	424-6030	W
6 x 4	14	4	6	424-6040	W
7 x 1.5	12	4	6	424-7015	W
7 x 2	12	4	6	424-7020	W
7 x 3	12	4	6	424-7030	W
7 x 4	12	4	7	424-7040	W

## SLEEK™ RX

### .014" rapid exchange balloon

- Dual-lumen rapid exchange shaft
- High rated burst pressure (16-15 atm)
- Long balloon lengths (6-22cm)

Balloon OD x Length (mm x cm)	Rated Burst Pressure (atm)	Recommended Sheath Fit (F)	Catalogue * Number	Shaft Length (cm) 150
2 X 4	16	4	425-2004	X
2 x 6	16	4	425-2006	X
2 x 12	15	4	425-2012	X
2 x 15	15	4	425-2015	X
2 x 22	15	4	425-2022	X
2.5 x 4	16	4	425-2504	X
2.5 x 6	16	4	425-2506	X
2.5 x 12	15	4	425-2512	X
2.5 x 15	15	4	425-2515	X
2.5 x 22	15	4	425-2522	X
3 x 4	16	4	425-3004	X
3 x 6	16	4	425-3006	X
3 x 12	15	4	425-3012	X
3 x 15	15	4	425-3015	X
3 x 22	15	4	425-3022	X
3.5 x 4	16	4	425-3504	X
3.5 x 6	16	4	425-3506	X
3.5 x 12	15	4	425-3512	X
3.5 x 15	15	4	425-3515	X
3.5 x 22	15	4	425-3522	X
4 x 4	16	4	425-4004	X
4 x 6	16	4	425-4006	X
4 x 12	15	4	425-4012	X
4 x 15	15	4	425-4015	X
4 x 22	15	4	425-4022	X

# PTA-Balloons

.014" Guidewire Compatibility

## SLEEK® OTW

### .014" Over-The-Wire

- Coaxial
- High rated burst pressure (up to 16atm)
- Long Balloon lengths (1.5-28cm)

Balloon OD x Length (mm x cm)	Rated Burst Pressure (atm)	Recommended Sheath Fit (F)	Catalogue * Number
1.25 x 1.5	14	4	4261201X
1.5 x 4	16	4	4261504X
1.5 x 8	16	4	4261508X
1.5 x 10	16	4	4261510X
2 x 2	16	4	4262002X
2 x 4	16	4	4262004X
2 x 8	15	4	4262008X
2 x 10	15	4	4262010X
2 x 12	15	4	4262012X
2 x 15	15	4	4262015X
2 x 22	15	4	4262022X
2 x 28	15	4	4262028X
2.5 x 2	16	4	4262502X
2.5 x 4	16	4	4262504X
2.5 x 8	15	4	4262508X
2.5 x 10	15	4	4262510X
2.5 x 12	15	4	4262512X
2.5 x 15	15	4	4262515X
2.5 x 22	15	4	4262522X
2.5 x 28	15	4	4262528X


Balloon OD x Length (mm x cm)	Rated Burst Pressure (atm)	Recommended Sheath Fit (F)	Catalogue * Number
3 x 2	16	4	4263002X
3 x 4	16	4	4263004X
3 x 8	15	4	4263008X
3 x 10	15	4	4263010X
3 x 12	15	4	4263012X
3 x 15	15	4	4263015X
3 x 22	15	4	4263022X
3 x 28	15	4	4263028X
3.5 x 2	16	4	4263502X
3.5 x 4	16	4	4263504X
3.5 x 8	15	4	4263508X
3.5 x 10	15	4	4263510X
3.5 x 15	15	4	4263515X
3.5 x 22	15	4	4263522X
3.5 x 28	15	4	4263528X
4 x 2	16	4	4264002X
4 x 4	16	4	4264004X
4 x 8	15	4	4264008X
4 x 10	15	4	4264010X
4 x 15	15	4	4264015X
4 x 22	15	4	4264022X
4 x 28	15	4	4264028X
5 x 2	14	4	4265002X
5 x 4	14	4	4265004X
5 x 8	13	4	4265008X
5 x 10	13	4	4265010X
5 x 15	10	4	4265015X
5 x 22	10	4	4265022X
5 x 28	10	4	4265028X

# PTA-Balloons

.014" Guidewire Compatibility

# Vascular Closure Device

EXOSEAL® Vascular Closure Device.....	46
MYNXGRIP® Vascular Closure Device.....	46



# Vascular Closure Device

## EXOSEAL® Vascular Closure Device

The EXOSEAL® VCD is a sterile, single use device consisting of a Poly Glycolic Acid (PGA) Plug in combination with a Delivery Device. The Plug is fully enclosed within the Delivery Shaft. Running the length of the Delivery Shaft is an Indicator Wire that provides a means of positioning the Plug, relative to the vessel wall. When the Plug is in the correct position the Delivery Shaft is retracted, depositing the Plug on top of the arteriotomy site.

Combining the ultimate in safety and ease-of-use, the Cordis EXOSEAL® Vascular Closure Device means a more confident close and improved patient outcomes.

- Easy-to-Use Functionality
- Safe\* Bioabsorbable Technology
- Precise Extravascular Closure
- Excellent Clinical Results

\*Clinical data from the 'ECLIPSE Trial' indicates safety in terms of vascular injury, access site-related bleeding, infection or nerve injury, new ipsilateral lower extremity ischemia or SAE.

EX500CE: 5F EXOSEAL® - to be used with a 5 F sheath introducer 10-12 cm

EX600CE: 6F EXOSEAL® - to be used with a 6 F sheath introducer 10-12 cm

EX700CE: 7F EXOSEAL® - to be used with a 7 F sheath introducer 10-12 cm

## MYNXGRIP® Vascular Closure Device

Built on the proven Mynx platform, the MYNXGRIP® Vascular Closure Device offers the security of mechanical closure combined with the safety of an extravascular sealant. The MYNXGRIP® Device offers a patient-friendly closure option with no sutures, clamping, or metal implants and dissolves within 30 days leaving nothing behind but a healed artery.

### THE SEALANT

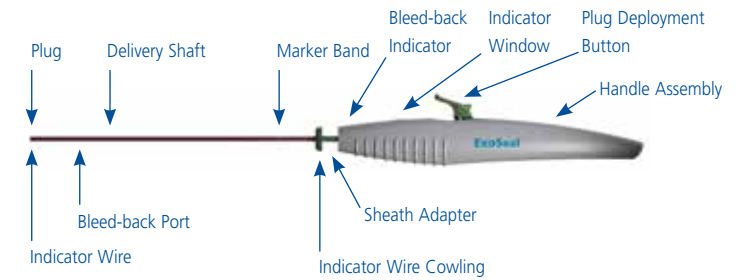
The sealant in the MYNXGRIP® Device consists of Polyethylene Glycol (PEG), a water-soluble, bio-inert, non-thrombogenic polymer, and is comprised of two configurations of PEG, the Grip Tip and the sealant.

### GRIP TECHNOLOGY

Once the sealant enters the tissue tract, the body's temperature and pH level cause the Grip Tip to soften and securely adhere to the vessel wall, effectively gripping the artery and providing active closure.

The sealant's porous structure absorbs blood and subcutaneous fluids. The sealant swells three to four times its original size, filling the tissue tract.

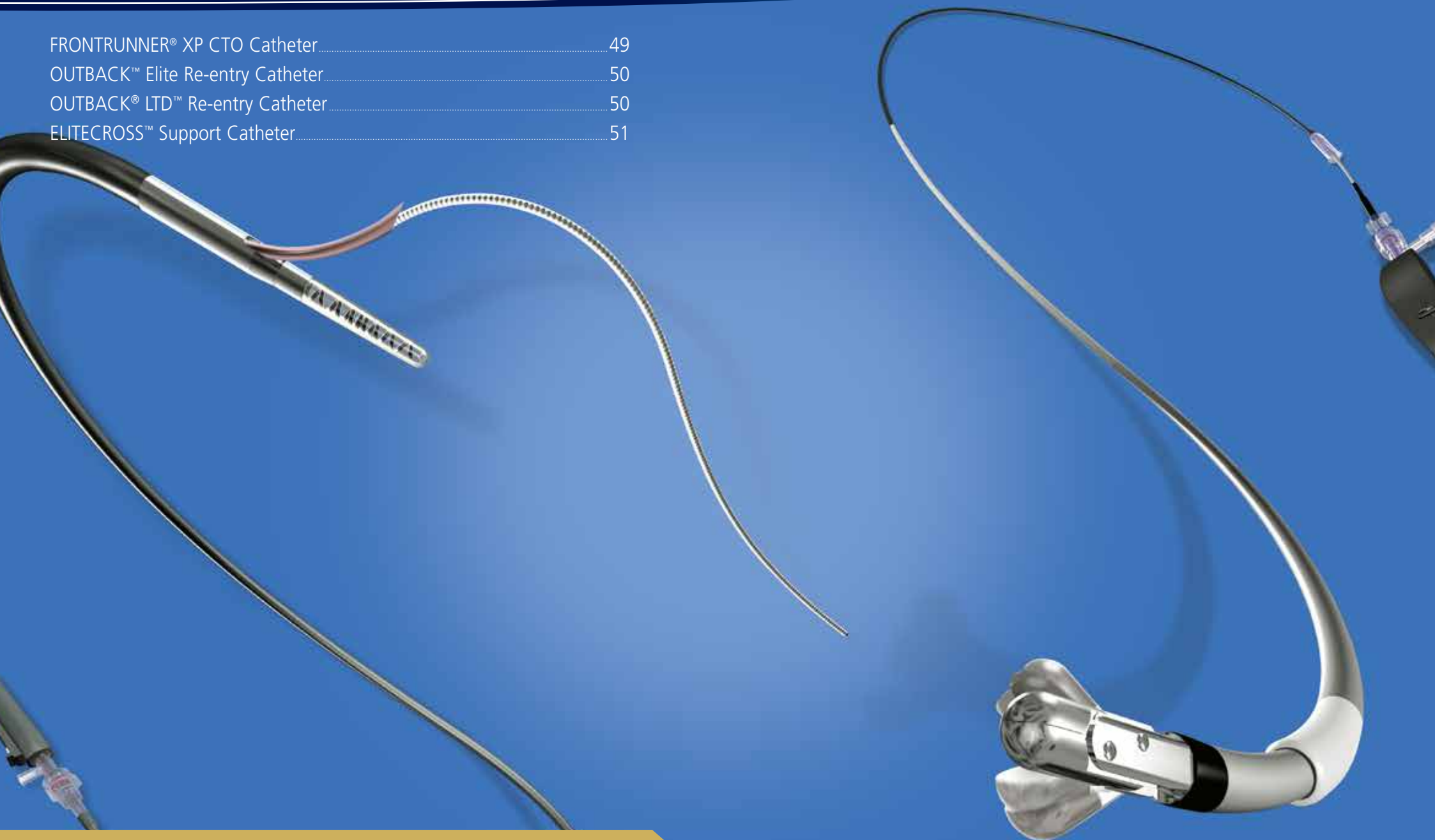
The sealant actively adheres to the artery while expanding and filling the tissue tract, providing a durable hemostasis and a platform for natural healing.



6F/7F	Green	MX6721
5F	Gray	MX5021

# CTO Catheters

FRONTRUNNER® XP CTO Catheter.....	49
OUTBACK™ Elite Re-entry Catheter.....	50
OUTBACK® LTD™ Re-entry Catheter.....	50
ELITECROSS™ Support Catheter.....	51



# CTO Catheters

## FRONTRUNNER® XP CTO Catheter

- Enables faster, safer and more effective penetration and crossing of CTOs versus conventional guidewire alternatives. It creates a microchannel through a CTO facilitating guidewire placement.
- Low profile shapeable, atraumatic actuating distal blunt tip is designed to minimize risk of vessel perforation and helps create a pathway for the Micro Guide Catheter (MGC).
- Integrated system approach: the advancing and retracting of the Micro Guide Catheter provides variable support to the FRONTRUNNER® in order to successfully engage the CTO.
- Braided catheter shaft for effective torque control to enhance maneuverability and steerability.

## Micro Guide Catheter

The Micro Guide Catheter offers:

- Excellent support: a torquable sheath designed to provide support and facilitate delivery of the FRONTRUNNER® and guidewire to and from the occlusion site
- Radiopaque distal segment: atraumatic distal

tip with fluoroscopic marker band for guide tip location reference

- Braided shaft with hydrophilic coating: torquable braided shaft with hydrophilic coating for ease of delivery through the guiding catheter, sheath or vasculature

## OUTBACK™ Elite and OUTBACK® LTD™ Re-Entry Catheters

The OUTBACK® enables re-entry of a guidewire from the subintimal space back into true lumen of the vessel:

- New 80 cm shaft and new handle for OUTBACK™ Elite
- Highly visible “L” and “T” markers orient the re-entry cannula toward the true lumen easily, eliminating the need for additional visualization equipment.
- Helps reduce time under fluoroscopy: on an average it takes less than 10 minutes to gain re-entry thus helping in reducing radiation exposure time and may help increase procedure volume.
- Braided catheter shaft provides effective torque control and helps easy and quick positioning of the OUTBACK® towards the target re-entry site.

## ELITECROSS™ Support Catheter

Providing a unique combination of support and shape options to enable a tailored approach to tough lesions:

- UNPARALLELED SUPPORT\*
- UNPARALLELED PUSHABILITY\*
- ENHANCED STEERABILITY\*
- EXTRA LARGE INNER LUMEN can accommodate 0.014” support catheter systems
- Tapered tip and lubricious hydrophilic coating enhance deliverability



# CTO Catheters

## FRONTRUNNER® XP CTO Catheter

- Controlled Blunt Micro Dissection (BMD) technology
- Low profile shapeable, atraumatic, actuating distal blunt tip
- Braided catheter shaft
- Integrated shaft

## Micro Guide Catheter

- **Excellent support:**  
a torquable sheath designed to provide support and facilitate delivery of the FRONTRUNNER and guidewire to and from the occlusion site.
- **Radiopaque distal segment:**  
atraumatic distal tip with fluoroscopic marker band for guide tip location reference.
- **Braided shaft with hydrophilic coating:**  
torquable braided shaft with hydrophilic coating for ease of delivery through the guiding catheter, sheath or vasculature.

Product name	Overall Length (cm)	Usable Length (cm)	Sheath Compatibility (F)	Crossing Profile (F)	Catalogue Number
FRONTRUNNER® XP CTO Catheter		90	6	3.1	FBS3990
Micro Guide Catheter (MGC)	82	76	6	4.5	MGC3990
FRONTRUNNER® XP CTO Catheter		140	6	3.1	FBP39140
Micro Guide Catheter (MGX)	132	126	6	4.5	MGX39140

# CTO Catheters

## OUTBACK™ Elite Re-Entry Catheter

- Unique Re-Entry technology
- Highly visible “L” and “T” markers
- Helps reduce time under fluoroscopy
- Braided catheter shaft

Product name	Usable Length (cm)	Sheath Compatibility (F)	Crossing Profile (F)	Catalogue Number
OUTBACK™ Elite Re-Entry catheter	80	6	5.9	OTB59080A
OUTBACK™ Elite Re-Entry catheter	120	6	5.9	OTB59120A

## OUTBACK® LTD™ Re-Entry Catheter

- Unique Re-Entry technology
- Highly visible “L” and “T” markers
- Helps reduce time under fluoroscopy
- Braided catheter shaft

Product name	Usable Length (cm)	Sheath Compatibility (F)	Crossing Profile (F)	Catalogue Number
OUTBACK® LTD™ Re-Entry catheter	120	6	5.9	OTB42120

## Recommended OUTBACK™ Elite and OUTBACK® LTD™ Catheters compatible .014” guidewires (300 cm)

Wires with solder joints are not recommended for use with OUTBACK™ Elite and OUTBACK® LTD™ Catheters

Product name	Total length (cm)	Tip Flexibility	Tip Shape	Catalogue Number
ATW™ All Track Wire	300	Floppy	Straight	595-X014
ATW™ All Track Wire	300	Floppy	J	595-Y014
ATW™	195	Floppy	Straight	595-014
ATW™	195	Floppy	J	595-J014
<i>Packaged one per box. Order in quantities of one each</i>				
STABILIZER® Plus Guidewire	300	Supersoft	Straight	507-114X
STABILIZER® Plus Guidewire	300	Supersoft	J	507-114Y
STABILIZER® Support	180	Supersoft	Straight	507-180S
STABILIZER® Extra Support	180	Supersoft	Straight	527-180E

*Packaged five per box. Order in quantities of five each*

# CTO Catheters

## ELITECROSS™ Support Catheter

- UNPARALLELED SUPPORT\*
- UNPARALLELED PUSHABILITY\*
- ENHANCED STEERABILITY\*
- EXTRA LARGE INNER LUMEN can accommodate 0.035" support catheter systems
- Tapered tip and lubricious hydrophilic coating enhance deliverability

Product name	Usable Length (cm)	French size (F)	Shape	Catalogue Number
ELITECROSS™ SUPPORT CATHETER - EXTRA SUPPORT	82	5	STRAIGHT	MGC39090X
ELITECROSS™ SUPPORT CATHETER - EXTRA SUPPORT	82	5	ANGLED	MGC39090A
ELITECROSS™ SUPPORT CATHETER - EXTRA SUPPORT	132	5	STRAIGHT	MGC39140X
ELITECROSS™ SUPPORT CATHETER - EXTRA SUPPORT	132	5	ANGLED	MGC39140A

\*Cordis internal testing reports



# Guiding Catheters

General Information.....	55
VISTA BRITE TIP® .....	56-58
VISTA BRITE TIP® IG .....	56-58



# Guiding Catheters

## VISTA BRITE TIP®

Guiding catheters have extra large lumen and are available in different shapes for precise placement.

Cordis has also introduced the extra large lumen 6F .070"ID VISTA BRITE TIP®.

It provides value to physicians by having a larger lumen while maintaining the 6F OD and performance characteristics of the VISTA BRITE TIP®.

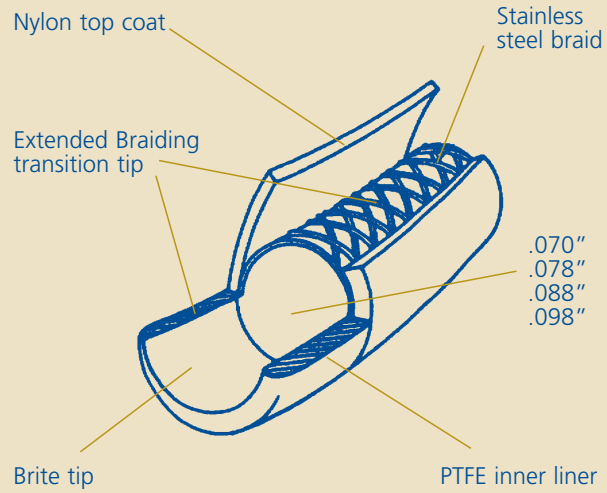
## VISTA BRITE TIP® IG

Combines the guiding qualities and handling of the VISTA BRITE TIP® guiding catheter with the sheath introducer advantages of the AVANTI™+ in one unique device.


# Guiding Catheters

General Information


## Extended Braiding




6F .070" GC



7F .078" GC



8F .088" GC



9F .098" GC



• Lengths: 55 cm/90 cm/95 cm/125 cm

• 1 unit per package.

# Guiding Catheters

## VISTA BRITE TIP®

- Braided shaft
- Extra large lumen
- Very suitable for tortuous vessels
- Reliable tip shape memory
- Highly radiopaque distal tip
- Different shapes available

## VISTA BRITE TIP® IG

- Hybrid between a guiding catheter and a sheath introducer
- Braided shaft
- Sheathless insertion possible-allows for smaller puncture size
- Unique SLIX™ valve for uncompromised valve hemostasis
- Extra large lumen
- Very suitable for tortuous vessels
- Reliable tip shape memory
- Highly radiopaque distal tip
- Different shapes available
- Package includes a vessel dilator

Length (cm)	6F .070"		7F .078"		8F .088"		9F .098"	
	Vista Brite Tip®	Vista Brite Tip®	Vista Brite Tip® IG	Vista Brite Tip®	Vista Brite Tip® IG	Vista Brite Tip®	Vista Brite Tip® IG	
<b>Straight (str)</b>								
55	670-280-55	778-280-55		588-843P	403-8553S	598-943P		
90	670-280-90	778-280-90		588-844P		598-944P		
95					403-8953S			
<b>Multipurpose (MPA)</b>								
55	670-270-55		403-7553M	588-840P	403-8553M			
90	670-270-90	778-270-90		588-842P		598-942P		
95					403-8953M		403-9953M	
<b>Multipurpose (MPC)</b>								
95				588-8206*		598-9206		
<b>Multipurpose (MPD)</b>								
95				588-8207*				
<b>Hockey stick (HS)</b>								
55	670-278-55	778-278-55	403-7553H	588-841P	403-8553H			



# Guiding Catheters

Length (cm)	6F .070"		7F .078"		8F .088"		9F .098"	
	Vista Brite Tip®	Vista Brite Tip®	Vista Brite Tip® IG	Vista Brite Tip®	Vista Brite Tip® IG	Vista Brite Tip®	Vista Brite Tip® IG	
<b>Renal Curve I Small (RDC I)</b>	55	670-210-55	778-210-55	403-7553R	588-845P	403-8553R		
<b>Renal Curve Adult (RDC II)</b>	55	670-212-55	778-212-55	403-7553A	588-846P	403-8553A		
<b>J-Curve (J)</b>	55	670-214-55	778-214-55					
<b>Contralateral I (CONTRA I)</b>	55		778-222-55	403-7553C	588-857P	403-8553C		
<b>Contralateral II (CONTRA II)</b>	55		778-224-55		588-858P			
<b>Vertebral (VTBL)</b>	90		778-216-90		588-847P			

# Guiding Catheters

Length (cm)	6F .070"		7F .078"		8F .088"		9F .098"	
	Vista Brite Tip®	Vista Brite Tip®	Vista Brite Tip®	Vista Brite Tip® IG	Vista Brite Tip®	Vista Brite Tip® IG	Vista Brite Tip®	Vista Brite Tip® IG
<b>Modified Cerebral Burke (CBL)</b>								
90	670-218-90	778-250-90			588-848P			
95						403-8953B		
<b>Headhunter (H1)</b>								
95					588-8202*			
<b>Judkins right 4 (JR4)</b>								
55	670-082-55							
<b>Internal Mammary (IM)</b>								
55	670-190-55							

# Diagnostic Catheters

<b>General Information</b> .....	62
<b>Flush Catheters</b> .....	63
• Digital subtraction angiography set	
<b>Selective Catheters</b> .....	67
• Multipurpose	
• Visceral	
• Cerebral	
<b>Calibration Catheters</b> .....	77



# Diagnostic Catheters

## **SUPER TORQUE™**

Cordis has an extensive line of diagnostic catheters both for selective and flush applications. NYLEX™, TEMPO™ and TEMPO™ AQUA catheters have a Nylon body and the Super Torque line has a Polyurethane shaft.

## **NYLEX™**

## **TEMPO™**

Flush catheters are available: braided and non-braided, straight and pigtail versions, different lengths and French-sizes.

## **TEMPO™ AQUA**

All the Cordis selective catheters have a unique braiding that provides excellent Torque control. TEMPO™ AQUA has a truly bonded hydrophilic coating, that enables a smooth passage through the vessel. All commonly used shapes are available in different French-sizes.

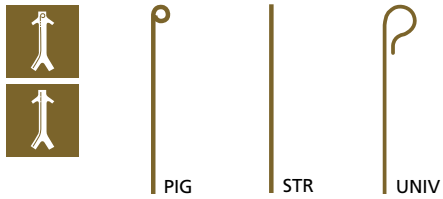
# Diagnostic Catheters

# Diagnostic Catheters

General information

	NYLEX™ 4F	NYLEX™ 5F	SUPER TORQUE™ 4F	SUPER TORQUE™ 5F	SUPER TORQUE™ 6F	TEMPO™ 4F	TEMPO™ 4F	TEMPO™ 5F	TEMPO™ 5F	TEMPO™ AQUA 4F	TEMPO™ AQUA 5F	SUPER TORQUE™ MB
	Flush	Flush	Flush/ Selective	Flush/ Selective	Flush/ Selective	Flush	Selective	Flush	Selective	Selective	Selective	Calibration Catheters
Pressure Limit (psi)	1050	1050	1200	1050	1200	1200	1200	1200	1200	1200	1200	1200
Guidewire Acceptance (.0XX")	.035"	.035"	.035"	.035"	.038"	.035"	.038"	.035"	.038"	.038"	0.38"	.038"

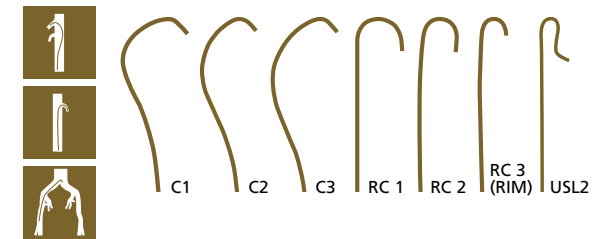
## FLUSH CATHETERS



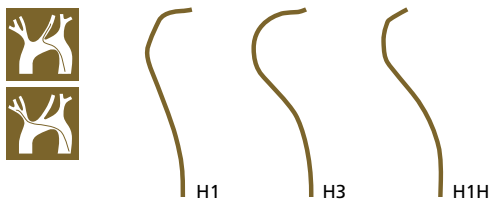
## NEWTON



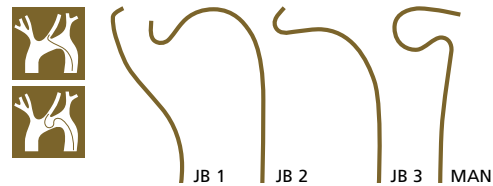
## COBRA, J CURVE



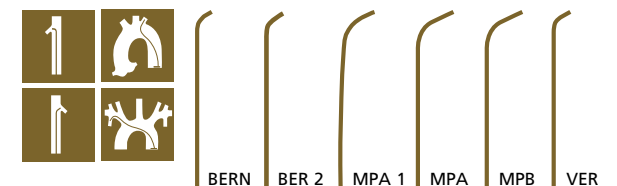
## HEADHUNTER



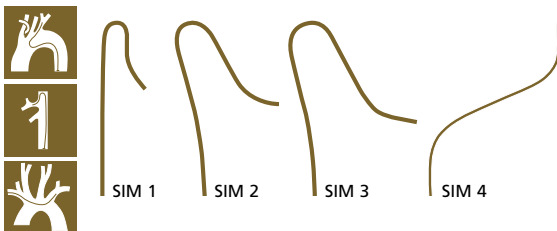
## BENTSON, MANI



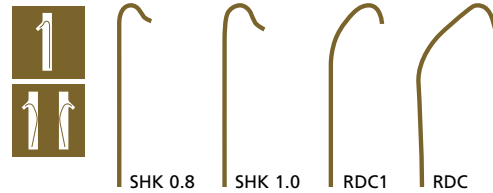
## MULTIPURPOSE, VERTEBRAL



## SIDEWINDER



## SHEPHERD HOOK, RENALS



# Diagnostic Catheters

Flush Catheters

## Flow Rate Chart (ml/s)

FLUSH CATHETERS	Lengths (cm)	65	90	100	110
SUPER TORQUE™ 4F		20	17	16	15
SUPER TORQUE™ 5F		19	16	15	14
SUPER TORQUE™ 6F		33	29	28	26
TEMPO™ 4F		23	20	19	18
TEMPO™ 5F		31	27	25	24
NYLEX™ 4F		21	18	17	16
NYLEX™ 5F		33	28	26	24

## Inner Diameter Specifications

	ID Body (inches)	ID Tip (inches)	Guidewire Acceptance (inches)
SUPER TORQUE™ 4F & 5F	.0395	.0395	.035
SUPER TORQUE™ 6F	.051	.0435*	.038
TEMPO™ 4F	.042	.042**	.035
TEMPO™ 5F	.048	.043	.035
NYLEX™ 4F	.040	.038	.035
NYLEX™ 5F	.050	.038	.035

\* .042" for pigtail    \*\* .038" for pigtail

# Diagnostic Catheters

Flush Catheters







# Diagnostic Catheters

Selective Catheters

## Flow Rate Chart (ml/s)

SELECTIVE CATHETERS Lengths (cm)	65	80	100	125
SUPER TORQUE™ 4F	20	18	16	14
SUPER TORQUE™ 5F	25	22	19	17
SUPER TORQUE™ 6F	35	32	28	25
TEMPO™ 4F	22	20	17	16
TEMPO™ 5F	30	27	24	23
TEMPO™ AQUA 4F	22	20	17	16
TEMPO™ AQUA 5F	30	27	24	23

## Inner Diameter Specifications

	ID Body (inches)	ID Tip (inches)	Guidewire Acceptance (inches)
SUPER TORQUE™ 4F & 5F	.0395	.0395	.035
SUPER TORQUE™ 6F	.051	.0435	.038
TEMPO™ 4F	.042	.042	.038
TEMPO™ 5F	.048	.043	.038
TEMPO™ AQUA 4F	.042	.042	.038
TEMPO™ AQUA 5F	.048	.043	.038

# Diagnostic Catheters

Selective Catheters

# Diagnostic Catheters

Selective Multipurpose Catheters

## SUPER TORQUE™ 4F, 5F & 6F

- Braided Polyurethane body
- Excellent torque response
- High flow rates

## TEMPO™ 4F & 5F

- Braided Nylon body
- Neon TIP (tungsten filled radiopaque tip)
- Lipiodol resistant hub
- Micro-catheter compatibility
- SLX™ coating

## TEMPO™ AQUA 4F & 5F

- Braided Nylon body
- Neon TIP (tungsten filled radiopaque tip)
- Lipiodol resistant hub
- Micro-catheter compatibility
- Hydrophilically coated distal shaft

Lengths (cm)	SUPER TORQUE™ 4F SH*  Cat. N°	SUPER TORQUE™ 5F SH  Cat. N°	SUPER TORQUE™ 6F SH  Cat. N°	TEMPO™ 4F SH  Cat. N°	TEMPO™ 5F SH  Cat. N°	TEMPO™ AQUA 4F SH  Cat. N°	TEMPO™ AQUA 5F SH  Cat. N°
--------------	-------------------------------------------------------------------------------------------------------------------	------------------------------------------------------------------------------------------------------------------	------------------------------------------------------------------------------------------------------------------	-------------------------------------------------------------------------------------------------------------	-------------------------------------------------------------------------------------------------------------	------------------------------------------------------------------------------------------------------------------	------------------------------------------------------------------------------------------------------------------

### Multipurpose Small

65				451-406V0		451-506V0	
80						451-506S0	
80	2	532-432	2	532-506	2	451-506S2	
100		532-430		451-406H0		451-506H0	
100	2	532-482	2	532-507		451-506H2	
125		532-431		451-406P0		451-506P0	
125	2	532-457	2	532-508		451-506P2	

Lengths (cm)	SUPER TORQUE™ 4F SH*  Cat. N°	SUPER TORQUE™ 5F SH  Cat. N°	SUPER TORQUE™ 6F SH  Cat. N°	TEMPO™ 4F SH  Cat. N°	TEMPO™ 5F SH  Cat. N°	TEMPO™ AQUA 4F SH  Cat. N°	TEMPO™ AQUA 5F SH  Cat. N°
--------------	---------------------------------------------------------------------------------------------------------------------	--------------------------------------------------------------------------------------------------------------------	--------------------------------------------------------------------------------------------------------------------	---------------------------------------------------------------------------------------------------------------	---------------------------------------------------------------------------------------------------------------	--------------------------------------------------------------------------------------------------------------------	--------------------------------------------------------------------------------------------------------------------

### Multipurpose Adult (MPA)

65				451-407V0		451-507V0	
80		532-579		455-623			
80			2	455-636	2	451-407S2	2
100		532-578				452-407H0	452-507H0
100			2	455-637	2	451-407H2	2

# Diagnostic Catheters

Selective Multipurpose Catheters

Lengths (cm)	<b>SUPER TORQUE™ 4F</b> SH* ● Cat. N°	<b>SUPER TORQUE™ 5F</b> SH ● Cat. N°	<b>SUPER TORQUE™ 6F</b> SH ● Cat. N°	<b>TEMPO™ 4F</b> SH ● Cat. N°	<b>TEMPO™ 5F</b> SH ● Cat. N°	<b>TEMPO™ AQUA 4F</b> SH ● Cat. N°	<b>TEMPO™ AQUA 5F</b> SH ● Cat. N°
-----------------	------------------------------------------	-----------------------------------------	-----------------------------------------	----------------------------------	----------------------------------	---------------------------------------	---------------------------------------

## Multipurpose B (MPB)

65

2

451-408V2

## Multipurpose (Subintimal recanalization)

65

-

532-576


# Diagnostic Catheters

Selective Visceral Catheters

## Renal

Lengths (cm)	<b>SUPER TORQUE™ 4F</b> SH* ● Cat. N°	<b>SUPER TORQUE™ 5F</b> SH ● Cat. N°	<b>SUPER TORQUE™ 6F</b> SH ● Cat. N°	<b>TEMPO™ 4F</b> SH ● Cat. N°	<b>TEMPO™ 5F</b> SH ● Cat. N°	<b>TEMPO™ AQUA 4F</b> SH ● Cat. N°	<b>TEMPO™ AQUA 5F</b> SH ● Cat. N°
-----------------	------------------------------------------	-----------------------------------------	-----------------------------------------	----------------------------------	----------------------------------	---------------------------------------	---------------------------------------

### Renal Double Curve Small



65	2	532-462	2	532-510		2	451-546V2
80					451-446S0		451-546S0
80	2	532-478	2	532-511			

Lengths (cm)	<b>SUPER TORQUE™ 4F</b> ●	<b>SUPER TORQUE™ 5F</b> ●	<b>SUPER TORQUE™ 6F</b> ●	<b>TEMPO™ 4F</b> ●	<b>TEMPO™ 5F</b> ●	<b>TEMPO™ AQUA 4F</b> ●	<b>TEMPO™ AQUA 5F</b> ●
-----------------	------------------------------	------------------------------	------------------------------	-----------------------	-----------------------	----------------------------	----------------------------

### Renal Double Curve Adult



80		532-509		455-686	451-447S0	451-547S0	-
80			2	455-689		451-547S2	-

# Diagnostic Catheters

Selective Visceral Catheters

## Cobra

Lengths (cm)	<b>SUPER TORQUE™ 4F</b>	<b>SUPER TORQUE™ 5F</b>	<b>SUPER TORQUE™ 6F</b>	<b>TEMPO™ 4F</b>	<b>TEMPO™ 5F</b>	<b>TEMPO™ AQUA 4F</b>	<b>TEMPO™ AQUA 5F</b>

### Child 1 (C1)

65		532-440		532-512		451-442V0		451-542V0		452-442V0		452-542V0
65	2	532-441	2	532-515	2	451-442V2	2	451-542V2				

### Small adult (C2)

65		532-442		532-513		455-671		451-443V0		451-543V0		452-443V0		452-543V0
65	2	532-443	2	532-516	2	451-443V2	2	451-543V2						
80												452-443S0		
100		532-439						451-443H0		451-543H0				

### Normal adult (C3)









65		532-444		532-514		455-672		451-444V0		451-544V0				
65	2	532-445	2	532-517					2	451-544V2				



# Diagnostic Catheters

Selective Visceral Catheters

## Shepherd Hook

Lengths (cm)	SUPER TORQUE™ 4F		SUPER TORQUE™ 5F		SUPER TORQUE™ 6F		TEMPO™ 4F		TEMPO™ 5F		TEMPO™ AQUA 4F		TEMPO™ AQUA 5F	
	SH*	Cat. N°	SH	Cat. N°	SH	Cat. N°	SH	Cat. N°	SH	Cat. N°	SH	Cat. N°	SH	Cat. N°
<b>Shepherd Hook I (SHK I)</b>														
65	532-473						451-449V0		451-549V0					
<b>Shepherd Hook II (SHK II)</b>														
65	532-474		532-519				451-450V0		451-550V0					-
<b>Celiac Trunk</b>														
80														532-567
<b>Uni Select I</b>														
80							451-418S0		451-518S0					
<b>Uni Select II</b>														
125														SRD6050
<b>J-Curve I</b>														
65	532-447		-				451-455V0		451-555V0					
<b>J-Curve II</b>														
65	532-448		-	532-522			451-456V0		451-556V0					
<b>J-Curve III</b>														
65	532-449		-	532-523			451-457V0		451-557V0					

# Diagnostic Catheters

Selective Cerebral Catheters

## Sidewinder Simmons Technique

Lengths (cm)	<b>SUPER TORQUE™ 4F</b> SH* ● Cat. N°	<b>SUPER TORQUE™ 5F</b> SH ● Cat. N°	<b>SUPER TORQUE™ 6F</b> SH ● Cat. N°	<b>TEMPO™ 4F</b> SH ● Cat. N°	<b>TEMPO™ 5F</b> SH ● Cat. N°	<b>TEMPO™ AQUA 4F</b> SH ● Cat. N°	<b>TEMPO™ AQUA 5F</b> SH ● Cat. N°
-----------------	------------------------------------------	-----------------------------------------	-----------------------------------------	----------------------------------	----------------------------------	---------------------------------------	---------------------------------------

### Sidewinder Simmons Technique I (SIM1)



100	532-414	532-501	455-660	451-430H0	451-530H0	452-430H0	452-530H0
100		2 532-546	2 455-660D		2 451-530H2		

### Sidewinder Simmons Technique I I (SIM2)




100	532-415	532-502	455-661	451-431H0	451-531H0	452-431H0	452-531H0
100		2 532-547			2 451-531H2		

### Sidewinder Simmons Technique I I I (SIM3)



100		532-503	455-662	451-432H0	451-532H0		
100		2			2 451-532H2		






### Sidewinder Simmons Technique I V (SIM4)



100			455-663				
-----	--	--	---------	--	--	--	--








# Diagnostic Catheters

Selective Cerebral Catheters

Lengths (cm)	<b>SUPER TORQUE™ 4F</b> SH* ● Cat. N°	<b>SUPER TORQUE™ 5F</b> SH ● Cat. N°	<b>SUPER TORQUE™ 6F</b> SH ● Cat. N°	<b>TEMPO™ 4F</b> SH ● Cat. N°	<b>TEMPO™ 5F</b> SH ● Cat. N°	<b>TEMPO™ AQUA 4F</b> SH ● Cat. N°	<b>TEMPO™ AQUA 5F</b> SH ● Cat. N°	
 <p>Moderately tortuous arch</p>								
<b>Headhunter I (H1)</b>								
100	532-461	532-504	455-665	451-435H0	451-535H0	452-435H0	452-535H0	
100			455-666**					
 <p>Undilated arch</p>								
<b>Headhunter I I I (H3)</b>								
100				451-439H0	451-539H0			
								
<b>Newton III (HN3)</b>								
100					451-520H0			
								
<b>Newton I V (HN4)</b>								
100		532-520		451-421H0	451-521H0			
								
<b>Mani (MAN)</b>								
100	532-470	532-571			451-512H0			

# Diagnostic Catheters

Selective Cerebral Catheters

Lengths (cm)	<b>SUPER TORQUE™ 4F</b> SH* ● Cat. N°	<b>SUPER TORQUE™ 5F</b> SH ● Cat. N°	<b>SUPER TORQUE™ 6F</b> SH ● Cat. N°	<b>TEMPO™ 4F</b> SH ● Cat. N°	<b>TEMPO™ 5F</b> SH ● Cat. N°	<b>TEMPO™ AQUA 4F</b> SH ● Cat. N°	<b>TEMPO™ AQUA 5F</b> SH ● Cat. N°
<b>Berenstein (BERN)</b> 							
65				451-413V0	451-513V0		
100	532-405			451-413H0	451-513H0	452-413H0	452-513H0
<b>Berenstein II (BERN 2)</b> 							
40				SRD6887	451-515T0		
65				451-415V0	451-515V0		
100				451-415H0	451-515H0		
<b>Bentson-Hanafee-Wilson I (JB1)</b> 							
100	532-436	532-541H0		451-423H0	451-523H0		
<b>Bentson-Hanafee-Wilson II (JB2)</b> 							
100	532-437	532-543H0		451-424H0	451-524H0		
<b>Bentson-Hanafee-Wilson III (JB3)</b> 							
100	532-438				451-525H0		
<b>N.I.H.</b> 							
80			4	455-698			
<b>Vertebral (VERT)</b> 							
100	532-497	532-549H0		451-414H0	451-514H0	452-414H0	452-514H0

# Diagnostic Catheters

Calibration Catheters

# Diagnostic Catheters

Calibration Catheters

## Flow Rate Chart (ml/s)

CALIBRATION CATHETERS Lengths (cm)	65 (20 gold)	70 (2 gold)	110 (10 gold)	110 (20 gold)
SUPER TORQUE™ Markerbands 5F	23	22	18	18

# Diagnostic Catheters

Calibration Catheters



## SUPER TORQUE™ MB

Lengths (cm)	Size (F)	<u>2 gold-alloy marker bands</u>		<u>10 gold-alloy marker bands</u>		<u>20 gold-alloy marker bands</u>	
		SH*	Cat. N°	SH*	Cat. N°	SH*	Cat. N°
65	5					8	532-598C
110	5			6	532-598A		532-598B

\* 2 cm spacing per beginning of each marker

# Diagnostic Catheters

Calibration Catheters



# Catheter Sheath Introducers

General Information.....	83
AVANTI™ +.....	84
BRITE TIP®.....	85
Obturator.....	86
Vessel Dilators.....	86



# Catheter Sheath Introducers

Cordis offers a large range of different products for introduction of devices into the blood vessels.

## **AVANTI™ +**

Catheter Sheath Introducers

## **BRITE TIP®**

Catheter Sheath Introducers

# Catheter Sheath Introducers

## General Information

### Introduction

Cordis Sheath Introducer Systems are for percutaneous introduction of devices into the vasculature.

### Features and benefits

#### Sheath/dilator

- **All components entering the vasculature are visible under X-ray**
- **Easy French size identification** provided by a color coding system and the number on the hub of the dilator\*.
- **Minimal tissue trauma** at the insertion site due to optimized tapering of cannula and smooth guidewire/dilator and dilator/cannula transitions.
- **Ease of insertion** thanks to lubricious SLX™ coating on cannula and dilator and excellent transitions between sheath/dilator and dilator/guidewire.
- **Highly kink resistant** coextruded cannula.
- **Easy product manipulation** thanks to the lubricious SLX™ coating on the inside of the cannula and SLIX™ valve.
- **Excellent hemostasis and air aspiration resistance** by the hexacuspoid SLIX™ valve when no product is in place, during product exchange or during catheter and guidewire manipulation.
- **No “backing out” of the dilator** during sheath insertion thanks to a secure snap between dilator and sheath.
- **Visualisation of air bubbles** via the clear, flexible sideport.
- **Infusion dripping, air aspiration, pressure monitoring** via time saving 3 way stopcock.
- **Convenient, stable means of securing the sheath to the skin** provided by the rotating suture collar.

#### Guidewire

- **Soft and atraumatic double-ended (straight and J-curved end).**

#### Obturator

- **Kinking of the sheath cannula prevented** by the flexible shaft when the sheath is used in a patient for a long period of time without a product in place.
- **Easy French size identification** provided by a color coding system and the number on the hub\*.
- **Easy to store, environment friendly** boxes with the smallest possible dimensions.
- **Ease of insertion through the sheath and minimal vessel damage** thanks to the rounded atraumatic distal tip.
- **No “backing out” of the obturator** by the secure snap fit between obturator and sheath.
- **Easy placement and manipulation** thanks to the low profile hub.

\* 4F-red, 5F-grey, 6F-green, 7F-orange, 8F-blue, 9F-black, 10F-magenta, 11F-yellow.

# Catheter Sheath Introducers

## AVANTI™ +

- Unique SLIX™ valve for uncompromised valve hemostatis
- Flexible and kink resistant
- Excellent OD/ID ratio
- Smooth insertion
- 5 units per package



French size	5.5 cm cannula length		11 cm cannula length		23 cm cannula length
	with mini-guidewire	without mini-guidewire	with mini-guidewire	without mini-guidewire	without mini-guidewire
4	402-604P		402-604X	402-604A	
5	402-605P		402-605X	402-605A	402-605T
5.5			402-655X		
6	402-606P	402-606R	402-606X	402-606A	402-606T
6.5			402-656X		
7	402-607P	402-607R	402-607X	402-607A	
8			402-608X	402-608A	402-608T
9			402-609X	402-609A	402-609T
10			402-610X	402-610A	
11			402-611X		

# Catheter Sheath Introducers

## BRITE TIP®

- Co-extruded kink resistant cannula
- Unique SLIX™ valve for uncompromised valve hemostatis
- 3 mm atraumatic, and radiopaque distal tip for precise placement
- Smooth transition between cannula and dilator
- Excellent kink resistance and back up support
- 5 units per package / 5.5 cm, 11 cm and 23 cm lengths
- 2 units per package / 35 cm or longer



French size	Dilator Tip (mm)	5.5 cm cannula length		11 cm cannula length		23 cm cannula length	
		with mini-guidewire		with mini-guidewire		without mini-guidewire	
4	25			401-411M		401-423M	
5	25			401-511M		401-523M	
6	35		401-605M	401-611M		401-623M	
7	35		401-705M	401-711M		401-723M	
8	35		401-805M	401-811M		401-823M	
9	35			401-911M		401-923M	
10	45			401-011M		401-023M	
11	45			401-111M		401-123M	

French size	Dilator Tip (mm)	35 cm cannula length		45 cm cannula length		55 cm cannula length		90 cm cannula length	
		without mini-guidewire		without mini-guidewire		without mini-guidewire		without mini-guidewire	
5	25		401-535M		401-545M		401-555M		
6	35		401-635M		401-645M		401-655M		401-690M
7	35		401-735M		401-745M		401-755M		401-790M
8	35		401-835M		401-845M		401-855M		
9	35		401-935M						

# Catheter Sheath Introducers

## Obturators

- 10 units per package



French size	13 cm cannula length	23 cm cannula length
● 4	502-188	502-189
● 5	502-190	502-196
● 6	502-191	502-197
● 7	502-192	502-198
● 8	502-194	-
● 9	-	502-200

## Vessel Dilators

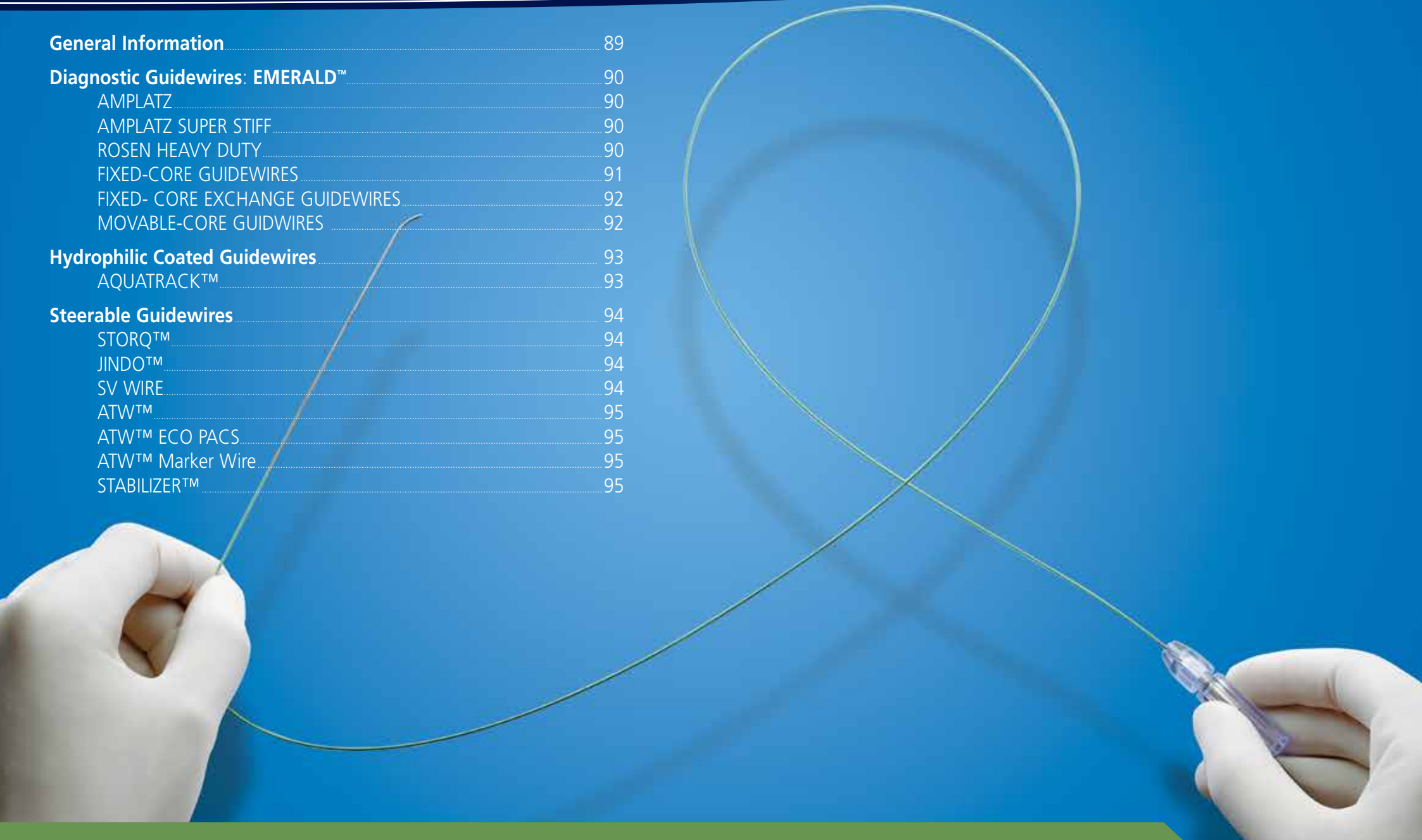
- Facilitate the percutaneous entry of angiographic catheters
- With Luer hubs
- 10 units per package



French size	For use with Guidewire Ø (inch)	Usable Length (cm)	Catalogue Number
● 4	.021	12	504-504S
● 4	.035	16	504-404X
● 5	.021	12	504-505S
● 5	.035	16	504-405X
● 5	.038	17	504-505X
● 6	.021	13	504-506S
● 6	.035	17	504-406X
● 6	.038	17	504-506X
● 7	.035	17	504-407X
● 7	.038	17	504-507X
● 8	.035	17	504-408X
● 8	.038	17	504-508X
● 9	.035	17	504-409X
● 9	.038	17	504-509X

# Guidewires

<b>General Information</b> .....	89
<b>Diagnostic Guidewires: EMERALD™</b> .....	90
AMPLATZ.....	90
AMPLATZ SUPER STIFF.....	90
ROSEN HEAVY DUTY.....	90
FIXED-CORE GUIDEWIRES.....	91
FIXED-CORE EXCHANGE GUIDEWIRES.....	92
MOVABLE-CORE GUIDEWIRES.....	92
<b>Hydrophilic Coated Guidewires</b> .....	93
AQUATRACK™.....	93
<b>Steerable Guidewires</b> .....	94
STORQ™.....	94
JINDO™.....	94
SV WIRE.....	94
ATW™.....	95
ATW™ ECO PACS.....	95
ATW™ Marker Wire.....	95
STABILIZER™.....	95



# Guidewires

## Diagnostic Guidewires (EMERALD™) Steerable Guidewires

Cordis offers a complete line of diagnostic guidewires from .018" to .065" diameter in all required configurations.

### EMERALD™

Guidewires

*PTFE pre-coated guidewire :*

- Surface finish is impressively uniform
- Lower insertion and withdrawal force

### Hydrophilic Coated Guidewire (AQUATRACK™)

Cordis now offers regular and stiff hydrophilic wires for access and interventional procedures. This completes the full portfolio of guidewires needed to complete most interventional procedures.

### AQUATRACK™

The AQUATRACK™ Guidewire facilitates access to the most tortuous anatomy, providing the control, visibility and exceptional design symmetry that enable you to torque and maneuver through difficult lesions.

Besides the diagnostic line, Cordis also offers different interventional guidewires that will help you achieve optimal procedure results:

### SV Wires

SV wires are small diameter interventional wires that give you the optimal support to perform any procedure with a .018" device.

### ATW™ All Track Wire ATW™ Marker Wire

ATW™ Wires and ATW™ Marker Wires are the All Track Wires. They are intermediate support .014" wires that are workhorse wires for .014" devices. The ATW™ Marker Wire provides 4 equally spaced marker bands (10 mm) for secure measurements of lesion length.

### STABILIZER™

Balanced Performance

STABILIZER™ is a high support .014" wire that provides balanced support and flexibility for greater guidewire demands.

### JINDO™

JINDO™ is a steerable wire with a soft and atraumatic .022" tip and a very supportive .035" shaft allowing physicians to complete renal procedure with a single guidewire. The distal part is covered with a PTFE sleeve to maximize lubricity while keeping excellent wire control. Three different taper lengths allow you to choose the right configuration for any situation.

### STORQ™

STORQ™ is the ideal steerable guidewire for any interventional procedure using .035" devices. This precision tool will enable to access any difficult to reach arteries.



# Guidewires

## General Information

Cordis offers a complete line of **diagnostic guidewires** from .018" to .065" diameter in all required configurations.

Inch	.018"	.021"	.025"	.032"	.035"	.038"	.065"
<b>Diagnostic</b>							
• Emerald™	x	x	x	x	x	x	x

Besides this diagnostic line, Cordis also offers **different interventional guidewires** that will help you achieve optimal procedure results :


Inch	.014"	.018"	.035"	.035">.022"
<b>Hydrophilic Coated</b>				
• Aquatrack™			x	
<b>Steerable</b>				
• SV wire		x		
• Jindo™				x
• Storq™			x	
• ATW™	x			
• ATW™ Marker Wire	x			
• Stabilizer™	x			

# Guidewires

Diagnostic Guidewires - EMERALD™


## Amplatz

- For percutaneous entry and guidance of angiographic catheters
- 5 units per package



### PTFE-Coated Straight Tip

Diameter (inch)	Length (cm)	J-Radius (mm)	Catalogue Number
.035	150		502-581A

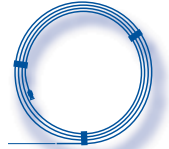


### PTFE-Coated J-Curve

Diameter (inch)	Length (cm)	J-Radius (mm)	Catalogue Number
.038	150	3	502-570A
.035	150	3	502-571A


## Amplatz Super Stiff

- For percutaneous entry and guidance of angiographic catheters
- Pre-coated PTFE
- 5 units per package



### PTFE-Coated Straight Tip

Diameter (inch)	Length (cm)	J-Radius (mm)	Catalogue Number
.035	150		502-726
.035	180		502-728




### PTFE-Coated J-Curve

Diameter (inch)	Length (cm)	J-Radius (mm)	Catalogue Number
.035	150	3	502-731
.035	180	3	502-733
.035	260	3	502-735

## Rosen Heavy Duty

- Atraumatic end
- For percutaneous entry and high support guidance of angiographic catheters
- 5 units per package



### PTFE-Coated J-Curve


Diameter (inch)	Length (cm)	J-Radius (mm)	Catalogue Number
.035	180	1.5	502-717

# Guidewires

Diagnostic Guidewires - EMERALD™

## Fixed-core Guidewires

- For percutaneous entry and guidance of angiographic catheters
- 5 units per package



### PTFE-Coated Straight Tip

Diameter (inch)	Length (cm)	Flexible End (cm)	J-Radius (mm)	Catalogue Number
.018	150	7		502-704
.021	150	7		502-703
.025	150	7		502-549
.032	150	7		502-548
.035	150	7		502-542
.035	150	10		502-544*
.035	150	20		502-560
.038	150	7		502-541

\* Newton LT

### PTFE-Coated Double-Ended

- 3 cm straight / 7 cm J-curve

Diameter (inch)	Length (cm)	Flexible End (cm)	J-Radius (mm)	Catalogue Number
.035	150	3 / 7	2	502-563



### PTFE-Coated J-Curve

Diameter (inch)	Length (cm)	Flexible End (cm)	J-Radius (mm)	Catalogue Number	
.025	150	7	3	502-524	
.025	150	7	15	502-536	
.030	heavy duty, high strength	150	7	3	502-522
.032	150	7	3	502-526	
.035	80	7	3	502-701	
.035	150	7	1.5	502-531	
.035	high strength	175	7	1.5	502-534
.035	150	7	3	502-521	
.035	150	10	3	502-587*	
.035	175	7	3	502-585	
.035	150	7	6	502-589	
.035	150	7	15	502-535	
.035	150	10	15	502-576*	
.038	150	7	3	502-520	
.038	175	7	3	502-584	
.038	150	7	6	502-588	
.065	150	10	6	502-530*	


\* Newton LT

# Guidewires

Diagnostic Guidewires - EMERALD™


## Fixed-core Exchange Guidewires

- For use in percutaneous entry, guidance and exchange of angiographic catheters
- 5 units per package



### PTFE-Coated Straight Tip

Diameter (inch)	Length (cm)	Flexible End (cm)	J-Radius (mm)	Catalogue Number
.032	260	7		502-554
.035	220	7		502-558
.035	260	7		502-555
.038	260	7		502-553




### PTFE-Coated J-Curve

Diameter (inch)	Length (cm)	Flexible End (cm)	J-Radius (mm)	Catalogue Number
.018	260	7	3	502-456
.025	260	7	3	502-452
.032	260	7	3	502-454
.035	260	7	3	502-455
.038	260	7	3	502-453

## Movable-core Guidewires\*

- For use in percutaneous entry and guidance of angiographic catheters
- With 4 cm handle
- 5 units per package



### PTFE-Coated Straight Tip

Diameter (inch)	Length (cm)	J-Radius (mm)	Catalogue Number
.035	150		502-581
.038	150		502-580



### PTFE-Coated J-Curve

Diameter (inch)	Length (cm)	J-Radius (mm)	Catalogue Number
.035	150	3	502-571
.038	150	3	502-570

\* Amplatz movable core guidewires in the same configuration as above are also available on request.

# Guidewires

Hydrophilic Coated Guidewires - AQUATRACK™

## AQUATRACK™

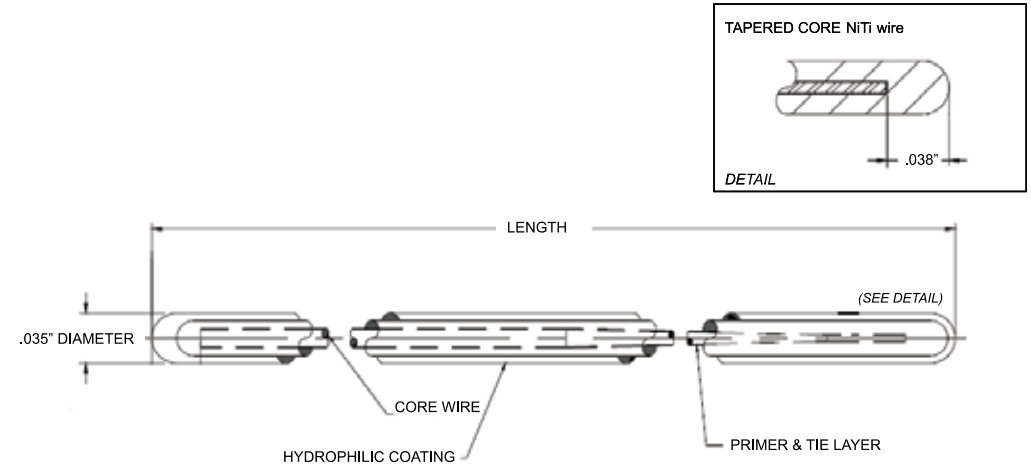
- Guidewire OD: .035"
- Nitinol core wire
- Photolink® Hydrophilic Coating
- Torque device included with each wire
- 5 units per package

### Regular - wire tapers over 8"

Length	Stiffness	Taper	Tip	Catalogue Number
150 cm	Regular	Short	Angled	C3515RSA
150 cm	Regular	Short	Straight	C3515RSS
180 cm	Regular	Short	Angled	C3518RSA
180 cm	Regular	Short	Straight	C3518RSS
260 cm	Regular	Short	Angled	C3526RSA

### Stiff - wire tapers over 5"

Length	Stiffness	Taper	Tip	Catalogue Number
150 cm	Stiff	Short	Angled	C3515SSA
180 cm	Stiff	Short	Angled	C3518SSA
260 cm	Stiff	Short	Angled	C3526SSA
260 cm	Stiff	Short	Straight	C3526SSS



# Guidewires

Steerable Guidewires

## STORQ™

- Guidewire OD: .035"
- Stainless steel core wire
- With SLX™ coating
- Torque device included
- 5 units per package



### Super Soft Tip

Diameter (inch)	Tip Shape	Length (cm)	Catalogue Number
.035	Straight	180	503-256
.035	Angled	180	503-256J

### Soft Tip

Diameter (inch)	Tip Shape	Length (cm)	Catalogue Number
.035	Straight	180	503-356
.035	Angled	180	503-356J
.035	Modified J	180	503-356MJ
.035	Straight	300	503-356X
.035	Angled	300	503-356Y
.035	Modified J	300	503-356MY

### Standard Tip

Diameter (inch)	Tip Shape	Length (cm)	Catalogue Number
.035	Straight	180	503-456
.035	Angled	180	503-456J
.035	Modified J	180	503-456MJ
.035	Straight	300	503-456X
.035	Angled	300	503-456Y
.035	Modified J	300	503-456MY

## JINDO™

- .035" - .022"
- Distal part covered with PTFE sleeves
- Straight shapeable radiopaque tip
- 5 units per package



Diameter (inch)	Sleeve	Taper	Length (cm)	Catalogue Number
.035	Short	Short	180	503-452
.035	Long	Short	300	503-453
.035	Long	Intermediate	300	503-553

## SV WIRE

- Guidewire OD: .018"
- Tip shape: straight (shapeable)
- Proximal shaft coating: blue PTFE spray
- Radiopaque coil length
- 5 units per package



### 5 cm Distal Taper Configuration

Diameter (inch)	Tip Shape	Length (cm)	Catalogue Number
.018"	Straight	180	503-558
.018"	Straight	300	503-558X

### 8 cm Distal Taper Configuration

Diameter (inch)	Tip Shape	Length (cm)	Catalogue Number
.018"	Straight	180	503-658
.018"	Straight	300	503-658X

# Guidewires

Steerable Guidewires

## ATW™



- Intermediate support wire
- Coating: Duraglide/PTFE
- Distal Tip Radiopacity: 3 cm
- Tip Flexibility: floppy
- 1 unit per package

Diameter (inch)	Tip Shape	Length (cm)	Catalogue Number
.014	Straight	195	595-014
.014	J-curve	195	595-J014

## ATW™ ECO PACS

- Intermediate support wire
- Coating: Duraglide/PTFE
- Distal Tip Radiopacity: 3 cm
- Tip Flexibility: floppy
- 5 units per package

Diameter (inch)	Tip Shape	Length (cm)	Catalogue Number
.014	Straight	195	595-E014
.014	J-curve	195	595-EJ014

## ATW™ MARKER WIRE

- Intermediate support wire
- Coating: Duraglide/PTFE
- 4 radiopaque markers spaced 10 mm apart
- Tip Flexibility: floppy
- 1 unit per package

Diameter (inch)	Tip Shape	Length (cm)	Catalogue Number
.014	Straight	195	595-M014
.014	J-curve	195	595-MJ014

- 5 units per package

Diameter (inch)	Tip Shape	Length (cm)	Catalogue Number
.014	Straight	195	595-ME014
.014	J-curve	195	595-MEJ014

## STABILIZER™



- Coating: Duraglide / PTFE
- Balanced Performance Steerable Guidewire
- Distal tip radiopacity: 3 cm
- 5 units per package
- Supersoft tip configuration

## STABILIZER™ SUPPORT

Diameter (inch)	Tip Shape	Length (cm)	Catalogue Number
.014	Straight	180	507-180S
.014	Straight	300	507-300S

## STABILIZER™ EXTRA SUPPORT


Diameter (inch)	Tip Shape	Length (cm)	Catalogue Number
.014	Straight	180	527-180E
.014	Straight	300	527-300E





# Emboli Protection Device

General Information.....	99
ANGIOGUARD™ RX components.....	100
Ordering information.....	101



# Emboli Protection Device

## ANGIOGUARD™ RX

ANGIOGUARD™ RX with its Rapid Exchange System is easy to use, providing optimal protection while maintaining blood flow.

### Ease of use

- **Medium & Extra Support Wires**
  - 0.014" compatible wire available in Medium & Extra support for lesion specific access and support of interventional devices
- **Excellent crossability**
  - Easy to cross tortuous anatomies with a crossing profile from as low as 3.2F
- **Rapid Exchange System**
  - Simplified deployment with peel away deployment sheath
  - Easy capture of filter with Rapid Exchange capture sheath
  - Single operator
  - Faster procedure
  - Enhanced wire control

### Capture effectiveness

- **Effective capture** of clinically relevant emboli with 100µ pore sizes filter
- **Optimal wall apposition**

### Safety

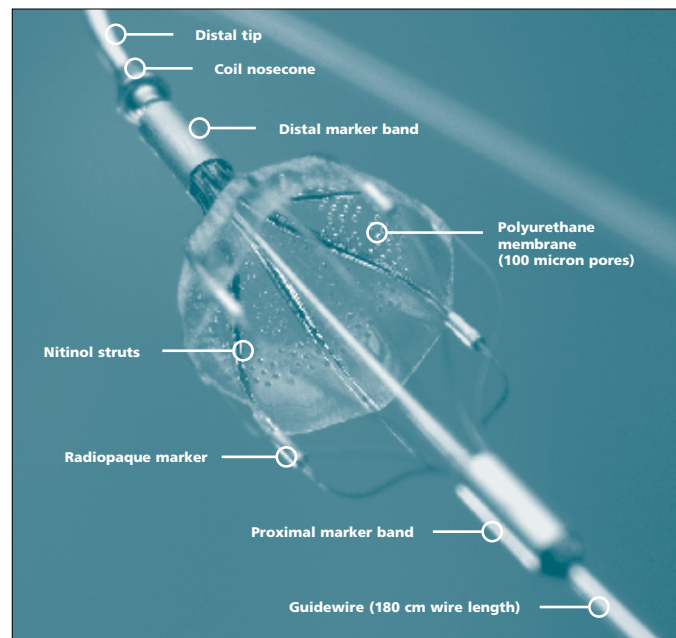
- **Continuous perfusion** throughout the procedure
- **Excellent visualisation** and optimal control
  - 4 radiopaque markers on the basket
  - Proximal and distal markerbands
- **Effective sealing** of the vessel preventing migration of emboli
- **Designed to minimize vessel trauma**
  - Tapered delivery and capture sheaths
  - Coil nosecone to improve wire transition

# Emboli Protection Device

General information

## ANGIOGUARD™ RX

The ANGIOGUARD™ RX with its Rapid Exchange System is easy to use, providing optimal protection while maintaining blood flow



## How to use the ANGIOGUARD™ RX emboli capture guidewire system during intervention\*

### Preparation

1. Flush the deployment sheath using a 10 ml syringe with heparinized saline. Flush is complete when saline is visible at the green hub **A**.
2. Tighten and pull back on torque device to load the filter into the deployment sheath **B**.
3. Loosen torque device and pull the wire until the green hub engages torque device **C**. Then, tighten torque device and remove the loaded system from coil dispenser.

### Deployment

1. As desired, pre-shape the distal coil. Insert the loaded system using the peel-away introducer into the fully-opened hemostatic valve and into the guiding catheter or interventional sheath.
2. Advance the loaded system and position the filter distal to the lesion (allow enough space between the lesion and filter for other interventional devices).
3. Deploy filter by pulling back on deployment sheath while maintaining wire position **D** (confirm full deployment with strut marker bands).
4. Initiate peel-away of the deployment sheath from the green hub towards hemostatic valve while maintaining wire position **E**. Complete peel-away by pulling sheath to end of slit (black/yellow colour change).
5. Remove deployment sheath from wire using a standard rapid exchange technique. The system is now ready for use with interventional devices.

### Retrieval

1. Flush the capture sheath using a 10 ml syringe with heparinized saline, and remove from coil dispenser.
2. Advance capture sheath over the wire using a standard rapid exchange technique and monitor progress by fluoroscopy (distal marker band).
3. Capture filter by advancing sheath until the distal marker band meets the proximal filter marker band.
4. Confirm filter closure by ensuring convergence of the strut marker bands **F**.
5. Grasp both the wire and the capture sheath and pull back simultaneously to remove the captured system **G**.

\*Prior to use, refer to the "Instructions for Use" supplied with these devices for indications, contraindications, side effects, suggested procedure, warnings, and precautions.

# Emboli Protection Device

## ANGIOGUARD™ RX COMPONENTS

### 1/ Pouch 1

- ANGIOGUARD™ RX
- Peel away deployment sheath
- Torque/Locking device
- Filter basket introducer
- Peel away introducer



### Pouch 2

Blue Rapid Exchange  
capture sheath



### 2/ Each component is used for the following:

#### ANGIOGUARD™ RX Emboli Capture Guidewire with filter basket:

- To facilitate placement of diagnostic and interventional devices.
- To capture emboli.

#### Black/Yellow deployment sheath:

- To advance the ANGIOGUARD™ RX Emboli Capture Guidewire with filter basket through the guiding catheter or interventional sheath.

#### Torque/locking device:

- To “lock” the deployment sheath over the guidewire prior to advancing through the guiding catheter or interventional sheath;

#### Filter basket introducer:

- To load the ANGIOGUARD™ RX Emboli Capture Guidewire filter basket into the black/yellow deployment sheath.

#### Peel Away guidewire introducer:

- To introduce the ANGIOGUARD™ RX Emboli Capture Guidewire distal tip without any “hang ups” or damage to the product through the interventional sheath or hemostatic valve attached to the guiding catheter;
- **Blue capture sheath**  
To retrieve the ANGIOGUARD™ RX Emboli Capture Guidewire with filter basket through the guiding catheter or interventional sheath.

### 3/ Product Compatibility:

- 8F (.088” minimum ID) guiding catheter
- 6F interventional sheath
- Compatible with 0.014” interventional devices.

# Emboli Protection Device

## Ordering Information

- Guidewire length: 180 cm
- 0.014" Wire
- Guiding Catheter Compatibility: 8F
- Sheath Compatibility: 6F

## Extra Support

Filter Basket size (mm)	Vessel diameter (mm)	Catalogue Number
5	$3.5 < \text{vessel} \leq 4.5$	501814RE
6	$4.5 < \text{vessel} \leq 5.5$	601814RE
7	$5.5 < \text{vessel} \leq 6.5$	701814RE
8	$6.5 < \text{vessel} \leq 7.5$	801814RE



## Medium Support

Filter Basket size (mm)	Vessel diameter (mm)	Catalogue Number
6	$4.5 < \text{vessel} \leq 5.5$	601814RM





\*For availability, please contact your local Sales Representative

# Emboli Protection Device

# Venous Products

<b>Retrievable Vena Cava Filter</b> .....	105
OPTease™ .....	105
<b>Permanent Vena Cava Filter</b> .....	106
TRAPEase™ .....	106



# Venous Products

Cordis Endovascular continues to be the leader in vena cava filters. The TRAPEASE™, Cordis permanent vena cava filter, provides value to physician by being SMALL, EASY, and VERSATILE. The OPTEASE™, Cordis retrievable vena cava filter, provides flexibility in choosing the optimum treatment for your patients. There are numerous benefits related to Cordis Vena Cava filters :

- Wide IVC diameter ranges of up to 30 mm
- Excellent caval coverage for optimal clot capturing efficiency
- Double basket to maximise clot capture efficiency
- Nitinol technology for easy and reliable filter placement & MRI safe (tested under 3 Tesla)
- Universal system - Only 1 kit for all access sites, Jugular, Femoral, Antecubital
- Reliable filter placement - Self centering design to avoid tilting

## **TRAPEASE™**

Permanent Vena Cava Filter

The TRAPEASE™ is a unique permanent vena cava filter with proven design strength

## **OPTEASE™**

Retrievable Vena Cava Filter

The OPTEASE™ is the latest generation Retrievable Vena Cava Filters. The OPTEASE™ is an optional filter, which can be either retrieved within 12 days or left implanted permanently.

## **AngioGraphic Vessel Dilator OPTEASE™**

This AngioGraphic vessel dilator makes filter placement easier and simpler. This is accomplished by modifying the introducer vessel dilator to function as a flush catheter with measurement capabilities.

- Contrast injection capabilities.
- Direct vessel measurement.
- Easier and faster procedure.
- Enhanced inventory management.

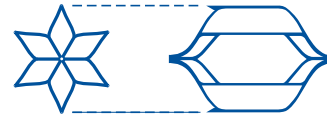


# Venous Products

Retrieable Vena Cava Filter

## OPTEASE™

- Retrieable Vena Cava Filter: up to and including 12 days after placement
- Symmetrical design, 6F compatible
- Nitinol: MRI safe (tested under 3 tesla)
- IVC diameter ranges up to 30 mm
- 1 unit per package



Filter Delivery System Kit Contains:

- Filter in storage tube
- 6F Brite Tip® Sheath Introducer
- Angiographic Vessel Dilator
- 6F Obturator with marker

## Filter Introduction

6F BRITE TIP® Sheath Introducer	Cordis Angiographic Vessel Dilator	EMERALD™ Guidewire	Recommended Venous	Catalogue Number
55	66	150*	Jugular	466-F210AJ
55	101	260**	Femoral	466-F210AF
90	101	260**	Antecubital & Jugular	466-F210BJ

\* Catalogue number: 502-521 (sold separately)

\*\* Catalogue number: 502-455 (sold separately)

Filter Retrieval System Contains:

- 10F OPTEASE™ Retrieval Catheter

## Filter Retrieval

Dimension	Recommended devices for filter retrieval	Catalogue Number
10F, 80 cm length	OPTEASE™ Retrieval Catheter*** with radiopaque tip	466-C210F
260 cm length	J-tip EMERALD™ 0.035" (0.89 mm) guidewire	502-455
10F, 11 cm length	AVANTI™ +	402-610X

\*\*\* For use with the "Amplatz Goose Neck® Snare™" (ev3 Inc.). Sold separately.

Please refer to your Cordis representative for more information.

# Venous Products

Permanent Vena Cava Filter

## TRAPEAZE™

- Permanent Vena Cava Filter
- Symmetrical design, 6F compatible
- Nitinol: MRI safe (tested under 3 tesla)
- IVC diameter ranges up to 30 mm
- 1 unit per package



Filter Delivery System Kit Contains:

- Filter in storage tube
- 6F Brite Tip Sheath Introducer
- Vessel Dilator
- 6F Obturator with marker
- .035", 3 mm J-tip Teflon coated Guidewire

6F BRITE TIP® Sheath Introducer usable length (cm)	EMERALD™ Guidewire length (cm)	Recommended Venous Access Sites	Catalogue Number
55	150*	Femoral & Jugular	466-P306A
90	260**	Femoral, Jugular & Antecubital	466-P306B

\* Catalogue number: 502-521 (included into the delivery kit)

\*\* Catalogue number: 502-455 (included into the delivery kit)

# Accessories

High Pressure Injector Lines.....	109
High Pressure Rotating Adaptors.....	110
Extension / Connectors / Inflation Systems.....	111
Control Syringes.....	112
Angiographic Needles.....	113



# Accessories

# Accessories

## High-Pressure Injector Lines

### HP Injector Lines 1200 PSI - Non-braided

- Non-braided
- Ideal for all power injector applications, offered in a variety of lengths
- Available with or without high-pressure rotating adaptor
- Contents per case: 25

Length (cm)	Description	Catalogue Number
25	with rotator	12-000813
50	with rotator	12-001771
75	with luer-lock, male	12-000237
75	with rotator	12-001733
120	with luer-lock, male	12-000608
120	with rotator	12-001734

### HP Injector Lines 1200 PSI - Braided

- Braided
- Combines the high pressure capacity with superior flexibility
- Available with or without high-pressure rotating adaptor
- Contents per case: 25

Length (cm)	Description	Catalogue Number
25	with luer-lock, male	12-001743
50	with rotator	12-001738
75	with luer-lock, male	12-001741
75	with rotator	12-001737
120	with luer-lock, male	12-001740
120	with rotator	12-001736

## Pressure Monitoring Lines

- Clear and high durometer for accurate measurements and optimum dynamic response

Length (cm)	Description	Catalogue Number
15	male/female	12-000235
30	male/female	12-000836
90	male/female	12-001776
120	male/female	12-000236
150	male/female	12-000210

# Accessories

Extensions / Connectors / Inflation Systems

## Catheter Extensions

- Flexible, translucent polyurethane
- Braided
- Designed for 1000 psi
- Luer lock hubs
- Male-female
- 5 units per package



Length (cm)	Inner diameter (mm)	Catalogue Number
45	1.8	502-100D
65	1.8	502-101D
100	1.8	502-102D

## Valves & Haemostatic Y-Connectors

- Available for different wire diameters
- Smooth turning Tuohy-Borst valve
- With rotating adaptor
- Available as a PTCA valve accessory kit with either a tool or a puncture device and a torque device

Case Content	Description	Catalogue Number
25	Large Bore haemostatic Y-connector for catheter up to 9F (Torque device - Guidewire Insertion Tool - Haemostatic Y-connector for Catheters up to 9F)	12-001915
25	Haemostatic Y-connector for catheters up to 9F	12-001855
25	Torque device	12-001624
25	Twin interchange Y-connector for catheters up to 9F	12-001856

## Inflation Systems

Case Content	Description	Catalogue Number
6	Disposable Inflation Device 30ml pressure control syringe with manometer measuring pressures between 0 and 30 atm (incl 3-way stocock)	12-003704

# Accessories

## Control Syringes

### Control Syringes

- Smooth operation
- Clear, glass-like plastic syringe for clarity
- Contents per case: 25



Volume (ml)	Description	Stopper (ml)	Catalogue Number
10 ml	with luer-lock, male	0.5	12-000249
10 ml	with rotator, male	0.5	12-000304



# Accessories

## Angiographic Needles

### One-Piece Needles

- Thin wall cannula
- Luer hub
- 10 units per package



Cannula O.D.	Description	Maximum Guidewire Ø	Length (cm)	Catalogue Number
18G	Thin wall	0.038"	7.0	12-004943
19G	Thin wall	0.032"	3.8	12-004925
21G	Thin wall	0.021"	3.8	12-004924

### One-Piece Needles

- Thin wall cannula
- Luer hub
- 25 units per package



Cannula O.D.	Description	Maximum Guidewire Ø	Length (cm)	Catalogue Number
18G	Thin wall with snap-on wings	0.038"	7.0	502-652
19G	Thin wall with snap-on wings	0.032"	7.0	502-654*
20G	Thin wall with snap-on wings	0.021"	5.0	502-655*
20G	Thin wall with snap-on wings	0.025"	5.0	502-659*

### Two-Piece Needles

- Thin wall cannula
- Luer hub
- Solid stylet
- 25 units per package



Cannula O.D.	Description	Maximum Guidewire Ø	Length (cm)	Catalogue Number
18G	Thin wall with snap-on wings	0.038"	7.0	502-657
19G	Thin wall with snap-on wings	0.035"	7.0	502-658

# Accessories

Manifolds

## 250 PSI Manifolds

	Description	Catalogue Number
ON	2-port, with rotator, right-handed	12-004948
OFF	2-port, with rotator, right-handed	12-004951
OFF	3-port, with rotator, right-handed	12-004952

For healthcare professional only. Not for US distribution. Please contact your Cordis representative for product availability.

**Important Information**

Prior to use, refer to the "Instructions for Use" supplied with these devices for indications, contraindications, side effects, suggested procedure, warnings, and precautions. As part of the Cordis policy of continuous product development, we reserve the right to change product specifications without prior notification.

CORDIS, Cordis LOGO, and ANGIOGUARD RX - AQUATRACK - ATW - ATW MARKER WIRE - AVANTI + - AVIATOR Plus - BRITE TIP - DURALYN - ELITECROSS - EMERALD EXOSEAL - FRONTRUNNER XP - JIINDO - INCRAFT - MAXI LD - NESTING - NYLEX - OPTease - OUTBACK Elite - OUTBACK LTD - PALMAZ - PALMAZ BLUE - PALMAZ GENESIS - POWERFLEX EXTREME - POWERFLEX Pro - PRECISE PRO RX - SABER - SABERX - SAVVY Long - SLALOM - SLEEK RX - SLEEK OTW - SLX - S.M.A.R.T. CONTROL - S.M.A.R.T. Flex - STABILIZER - STORQ - SUPER TORQUE - SV WIRE - TEMPO - TEMPO AQUA - TRAPEASE - VISTA BRITE TIP - VISTA BRITE TIP IG are trademarks or registered trademarks of Cardinal Health. All other marks are the property of their respective owners.