

Improved Profiles for Simultaneous Use of Two Balloons in a 6F* Guide²

ø (mm)	Length (mm)					
	6	8	12	15	20	30
2.00	H7493927606200	H7493927608200	H7493927612200	H7493927615200	H7493927620200	H7493927630200
2.25	H7493927606220	H7493927608220	H7493927612220	H7493927615220	H7493927620220	H7493927630220
2.50	H7493927606250	H7493927608250	H7493927612250	H7493927615250	H7493927620250	H7493927630250
2.75	H7493927606270	H7493927608270	H7493927612270	H7493927615270	H7493927620270	H7493927630270
3.00	H7493927606300	H7493927608300	H7493927612300	H7493927615300	H7493927620300	H7493927630300
3.25	H7493927606320	H7493927608320	H7493927612320	H7493927615320	H7493927620320	H7493927630320
3.50	H7493927606350	H7493927608350	H7493927612350	H7493927615350	H7493927620350	H7493927630350
3.75	H7493927606370	H7493927608370	H7493927612370	H7493927615370	H7493927620370	H7493927630370
4.00	H7493927606400	H7493927608400	H7493927612400	H7493927615400	H7493927620400	H7493927630400
4.50	H7493927606450	H7493927608450	H7493927612450	H7493927615450	H7493927620450	
5.00	H7493927606500	H7493927608500	H7493927612500	H7493927615500	H7493927620500	
5.50		H7493927608550	H7493927612550	H7493927615550	H7493927620550	
6.00		H7493927608600	H7493927612600	H7493927615600	H7493927620600	

- Any 2 Green UPNs in a 6F* Guide Catheter
- Any 1 Green and any 1 Red in a 6F* Guide Catheter
- No 2 Red UPNs are compatible

* 6F = 2 mm


² Bench and preclinical testing has shown that one 4.00 x 30 mm (or smaller) and one 3.25 x 20 mm (or smaller) Monorail balloon catheters can be inserted simultaneously into a 6F (minimum 0.070 in ID) guide catheter. These tests did not account for all clinical situations and differing anatomy. Care should be used when attempting to use two balloon catheters simultaneously in a guide catheter; this technique was not clinically evaluated for safety and effectiveness in a clinical trial. Balloon catheters with a diameter greater than those mentioned have not been tested for simultaneous use in a single guide catheter.

Testing completed by Boston Scientific Corporation. Data on file.

All cited trademarks are the property of their respective owners. CAUTION: The law restricts these devices to sale by or on the order of a physician. Indications, contraindications, warnings and instructions for use can be found in the product labeling supplied with each device. Information for the use only in countries with applicable health authority product registrations.

Information contained herein is for distribution outside the U.S., France & Japan only. Illustrations for information purposes – not indicative of actual size or clinical outcome.

NC EMERGE™
Monorail PTCA Dilatation Catheter



**THE FUTURE
BUILT ON A
LEGACY**

With **NC EMERGE™** you get *pre-dilatation deliverability* with *post-dilatation compliance*

Compliance matters.¹⁻⁵

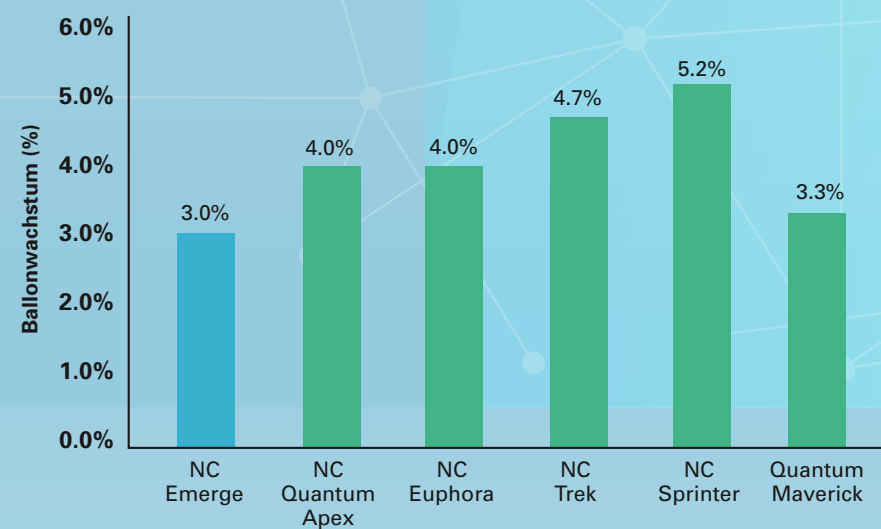
Post-dilatation reduces complications and associated costs.¹⁻⁵

Non-compliant balloon material

- Designed for less balloon growth*
- Unique blend of balloon materials* provides excellent re-wrap

Excellent Balloon Compliance


Balloon Growth % (12 – 18 ATM)¹



Non-compliant balloons are required for optimal stent expansion and apposition
NC Emerge is the balloon that shows the most "true" non-compliance behaviour, with less growth of the devices tested¹

¹ Testing completed by Boston Scientific Corporation (n = 15). Data on file. Bench test results may not necessarily be indicative of clinical performance. 12 – 18 ATM = 1216 – 1824 kPa

* Compared to NC Quantum Apex™ by Boston Scientific Corporation (n = 15). Bench test results may not necessarily be indicative of clinical performance
 1. Cheneau, et al., Circulation 2003;108:43-47
 2. Creel, et al., Circulation 2000;96:879.
 3. Hwang, et al., Circulation 2001;104:600-605
 4. Leon, M. The basic "tips and tricks" for DES implantation; TCT 2003 presentation
 5. Fuji, et al., Circulation 2004; 109: 1085-1088



Over-the-inner tip design

Ultra-low lesion entry profile*

Reduced crossing profile†

Platinum iridium marker bands

Non-compliant balloon material

Hydrophilic coating

Platinum iridium marker bands

Reduced shaft profile*

Bi-Segment™ inner shaft design

Slope™ outer shaft

† Crossing profile is defined as the maximum diameter found between the proximal end of the balloon and the distal tip of the catheter.