

## INFLATABLE AND SILICONE MASKS

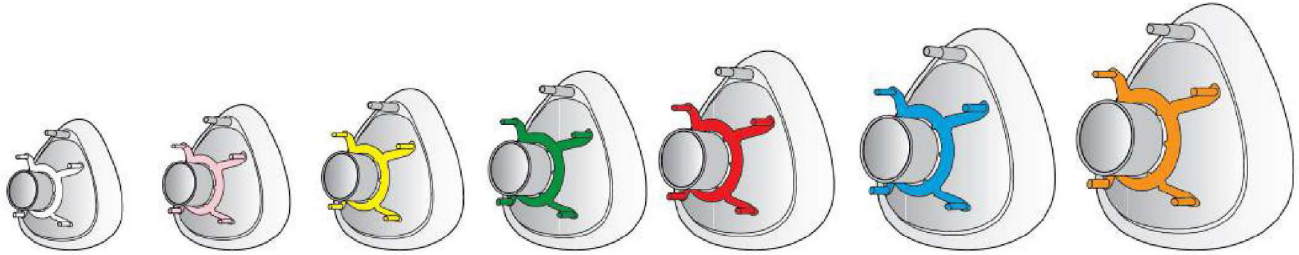
Şişirilebilir ve Silikon Maskeler



- Silikon malzeme
- 134 °C'ye kadar otoklavlanabilir
- 25 kez steril edilebilir

- *Silicone material*
- *Autoclavable until 134 °C*
- *It can be sterilized for 25 times*

KOD / CODE	NO	Tip / Type	KOLI ADEDİ QUANTITY PER BOX
130 220	0	Neonatal	50
130 221	1	Infant	50
130 222	2	Pediatric	50
130 223	3	Child	50
130 224	4	Adult Small	40
130 225	5	Adult	35




- Şişirilebilir yastıklı
- Renk kodlu

- *Inflatable cushion*
- *Color coded*

KOD / CODE	NO	Tip / Type	KOLI ADEDİ QUANTITY PER BOX
130 210	0	Neonatal	30
130 211	1	Infant	30
130 212	2	Pediatric	30
130 213	3	Child	30
130 214	4	Adult Small	30
130 215	5	Adult	25
130 216	6	Adult Large	25

KOD / CODE	TIP / TYPE	KOLI ADEDİ QUANTITY PER BOX
130 219	SİLİKON BAŞ BANDI HEADSTRAP	1000



# RESUSCITATOR

Suni Solunum Balonu

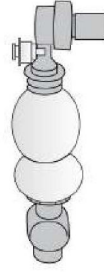
**Plasti-med**<sup>®</sup>  
"supporting healthy life"



Ambu balonu - Yetişkin  
*Resuscitator bag - Adult*



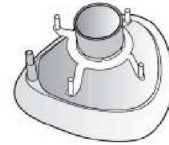
Ambu balonu- Pediatrik  
*Resuscitator bag - Pediatric*



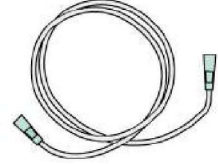
Ambu balonu - Yenidoğan  
*Resuscitator bag - Neonatal*



\* PVC rezervuar  
*PVC reservoir*



\*Şişirilebilir yastıklı maske  
*Inflatable air cushion mask*

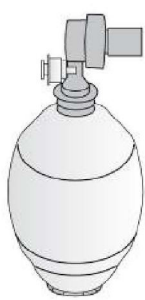


2m oksijen hortumu  
*2m oxygen tubing*

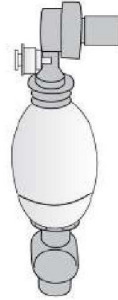
## TEK KULLANIMLIK / DISPOSABLE

- Ambu balonu
- PVC rezervuar
- 2m oksijen hortumu
- Şişirilebilir yastıklı maske
- *Resuscitator ballon*
- *PVC reservoir*
- *2m oxygen tubing*
- *Inflatable air cushion mask*

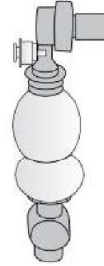
KOD / CODE	TIP / TYPE	KOLI ADEDİ QUANTITY PER BOX
130 255	TEK KULLANIMLIK MANUEL SUNİ SOLUNUM BALONU / YETİŞKİN <i>DISPOSABLE MANUEL RESUSCITATOR / ADULT</i>	20
130 254	TEK KULLANIMLIK MANUEL SUNİ SOLUNUM BALONU / PEDIATRİK <i>DISPOSABLE MANUEL RESUSCITATOR / PEDIATRIC</i>	20
130 253	TEK KULLANIMLIK MANUEL SUNİ SOLUNUM BALONU / INFANT <i>DISPOSABLE MANUEL RESUSCITATOR / INFANT</i>	20



Ambu balonu - Yetişkin  
*Resuscitator bag - Adult*



Ambu balonu - Pediatrik  
*Resuscitator bag - Pediatric*



Ambu balonu - Yenidoğan  
*Resuscitator bag - Neonatal*



\*PVC rezervuar  
*PVC reservoir*



\*Silikon maske  
*Silicone mask*



2m oksijen hortumu  
*2m oxygen tubing*

## ÇOK KULLANIMLIK / REUSABLE

- Ambu balonu
- PVC rezervuar
- 2m oksijen hortumu
- Silikon maske
- 134 °C'ye kadar otoklavlanabilir
- 25 kez steril edilebilir
- *Resuscitator ballon*
- *PVC reservoir*
- *2m oxygen tubing*
- *Silicone mask*
- *Autoclavable until 134 °C*
- *It can be sterilized for 25 times*

KOD / CODE	TIP / TYPE	KOLI ADEDİ QUANTITY PER BOX
130 252	TEKRAR KULLANILABİLİR MANUEL SUNİ SOLUNUM BALONU / YETİŞKİN <i>REUSABLE MANUEL RESUSCITATOR / ADULT</i>	20
130 251	TEKRAR KULLANILABİLİR MANUEL SUNİ SOLUNUM BALONU / PEDIATRİK <i>REUSABLE MANUEL RESUSCITATOR / PEDIATRIC</i>	20
130 250	TEKRAR KULLANILABİLİR MANUEL SUNİ SOLUNUM BALONU / INFANT <i>REUSABLE MANUEL RESUSCITATOR / INFANT</i>	20



**1. Pre-use Operation**

- (1) To get the best effect, select a suitable resuscitator and ask with which the patient can be properly fitted.
- (2) Always do the functional test prior to use.
- (3) Resuscitator can be connected to a stationary or portable O<sub>2</sub> flow rate to fill up the reservoir bag.
- (4) If not connected with the oxygen tubing, take off the reservoir bag.

**2. In-use Operation**

- (1) Position patient with face up.
- (2) Clear anything in patient's mouth and throat.
- (3) Insert oropharyngeal airway (if available) into patient's mouth and prevent patient's tongue hurting from biting.
- (4) The rescuer should position himself behind the patient's head, chin up and head back patient towards the rescuer to open patient's airway.
- (5) Cover mouth and nose with mask. Clamp mask firmly to the face with index finger and thumb.
- (6) Ventilate patient by rhythmically compressing to bag with another hand according to following suggested rhythms: Adult: 12-15 times/min – Child: 14-20 times /min – Infant: 35-40 times/min.
- (7) Check and observe to ensure a proper ventilating process in work:
  - \*Observe the rise and fall of patient's chest.
  - \*Chest patient's lip and face colour through the clear dome of face mask.
  - \*Lip valve can be opened and closed normally.
  - \*When the unit is connected to O<sub>2</sub> tubing, watch the reservoir bag if fill up.

**CAUTION:**

1. This device should only be used by persons who have received adequate training from qualified medical personnel.
2. If this device is not equipped with a pressure limiting valve or the valve is locked in closed position, airway pressures should be monitored at all times. Excessive airway pressure may result in serious injury to the patient. Pressure Limiting valve should be locked in off position only if necessary as determined by appropriate, Professional medical judgment.
3. If this device fails to provide adequate ventilation, begin CPR immediately.

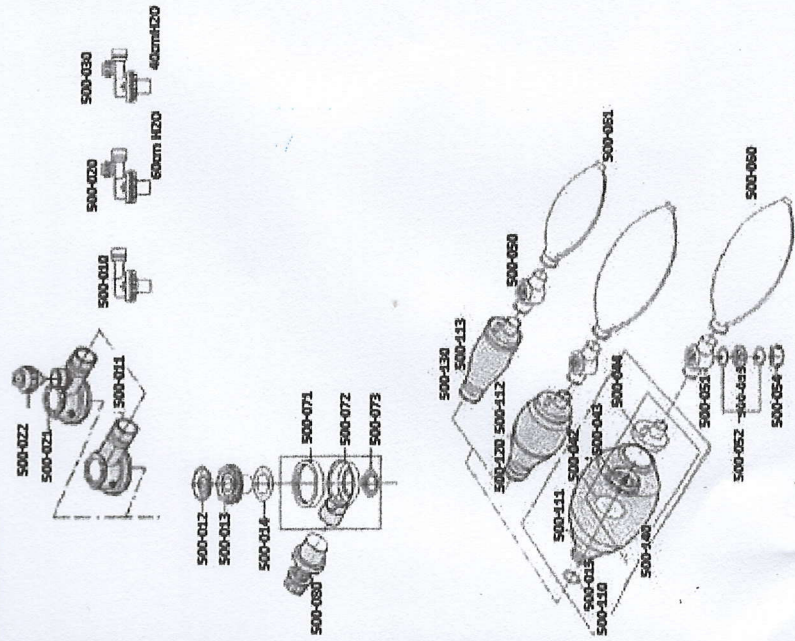


**NOTE:**

- (1) If patients are intubated or have tracheotomy, the resuscitator can be connected by removing mask and be attached to the connector of endotracheal or tracheotomy tube.
- (2) Peep valve accessory:
  - \*The Peep valve should be used only by personnel thoroughly trained in the trained in the techniques of pulmonary resuscitator.
  - \*If the peep valve is used, it may produce adverse effects. Close observation and reliable assessments are essential when using peep valve for patients with low circulatory blood volume, impaired cardiac output, bullous lung disease, or higher than normal lung compliance. Assess the patient's hemodynamic, ventilatory and oxygenation status whenever using peep valve.
  - \*This peep valve functions as one-way valve and should not be modified for use in an anaesthesia or volume ventilator circuit.

\*Always verify peep levels with a pressure manometer.

**3. Illustration**



**The number of parts**

- 500-111 Adult bag (1660+/-100ml)/PVC
- 500-111S Adult bag (1780+/-100ml)/Silicone
- 500-112 Child bag (500+/-50ml)/PVC
- 500-112S Child bag (660+/-50ml)/Silicone
- 500-113 Infant bag (340+/-50ml)/PVC
- 500-113S Infant bag (360+/-50ml)/Silicone
- 500-010 Non-rebreathing valve complete, Adult
- 500-020 Non-rebreathing valve complete, Adult (With 60cm H<sub>2</sub>O Pop-off valve)
- 500-030 Non-rebreathing valve complete, Child/Infant (With 40cm H<sub>2</sub>O Pop-off valve)
- 500-110 PVC Bag complete, Adult
- 500-110S Silicone Bag complete, Adult
- 500-120 PVC Bag complete, Child
- 500-120S Silicone Bag complete, Child
- 500-130 PVC Bag complete, Infant
- 500-130S Silicone Bag complete, Infant
- 500-050 O<sub>2</sub> Reservoir Valve
- 500-060 Durable Reservoir 1500ml (for Adult & Child silicone item)
- 500-061 Durable Reservoir 600ml (for Infant item)
- 500-062 Economic Reservoir 1500ml (for Adult & Child PVC item)
- 500-063 Economic Reservoir 600ml (for Infant PVC item)
- 500-070 Peep valve diverter
- 500-080 Peep valve (0-10cm H<sub>2</sub>O or 5-20cm H<sub>2</sub>O)

**4. Maintenance (if necessary)**

1. Dismantle the device according to the illustration.
2. Wash parts thoroughly in warm water using a mild detergent that is compatible with resuscitator materials.
3. Rinse all parts thoroughly in clean water.

4. Leave to dry.

5. Re-assembly according to the illustration.
6. Functional testing accordingly.
7. The suggested re-sterilization times for silicone version is 25times.
8. Store in clean, dry condition away from heat and light for its best performance. Five years life span is suggested for reusable and disposable items or depends on its maintenance.
9. Steam autoclaving 121°C (250°F), 15min, apply to all parts except reservoir bag. Reservoir bag should be disposed after every use or contamination with blood.
- \*\*\*Storage temperature: -40°C/60°C; Operation temperature: -18°C/50°C

**5. Specifications**

Item/Size	Adult	Child	Infant
Max. Stroke Volume (single hand)	850+/-50ml	280+/-30ml	110+/-20ml
Bag Volume	1780+/-100ml	660+/-50ml	360+/-50ml
Patient connector	22/15mm ISO swivel connector		
Reservoir valve connector	The bag inlet: 29mm ID O <sub>2</sub> reservoir: 25mm OD		
Pressure limiting valve	option	40cmH <sub>2</sub> O +/- 5cmH <sub>2</sub> O @ 15lpi	
Ins./Expiratory Resistance	option	3.0cmH <sub>2</sub> O @ 50lpm	
Reservoir Volume	1500ml	1500ml	600ml
Peep Valve Accessory (option)	0-10cmH <sub>2</sub> O (option), 5-20cmH <sub>2</sub> O (option)		

Delivered oxygen concentration under various test conditions. Values in parentheses() are oxygen reservoir.

**Adult**

Ventilation bag volume 1600+/-100ml  
Reservoir bag volume 1000ml

Condition: compliance with -0.021/cmH<sub>2</sub>O, resistance -20cmH<sub>2</sub>O/1/5l, I:E ratio 1:2


Oxy. Flow L/min	Tidal volume (ml)	Ventilation Frequency
600x12	600x20	750x12
83(33)	58(33)	65(33)
10	99(37)	80(37)
15	99(45)	99(45)









**Child/Infant**

Ventilation bag volume 500+/-50ml // 320+/-50ml  
Reservoir bag volume 1000/600ml

Condition: compliance with -0.001/cmH<sub>2</sub>O, resistance -20cmH<sub>2</sub>O/1/5l, I:E ratio 1:2

Oxy. Flow L/min	Tidal volume (ml)	Ventilation Frequency
70x20	70x30	200x30
99(65)	95(65)	58(37)
05	99(86)	99(44)
10	99(93)	99(90)

 **Plasti-med Plastik Medikal Ürünler San. ve Tic. Ltd. Şti.**  
 Deri OSB Mah. Yan Sanayi Cad. No:13 Tuzla-İSTANBUL-TURKEY  
 Tel: +90 216 591 04 91 Fax: +90 216 591 04 90

			
Manufacture Date	Warning	Reference Number	Do not Use if the Package is Damaged
			
Expiration Date	Non-sterile	Lot Number	Keep Dry
		Manufacturer	



**Plasti-med**  
REUSABLE MANUAL RESUSCITATOR ADULT

REF 130 252	2023.12	QTY/AD: 1
LOT 021223	2028.12	

CE 1984  
NON ATEROGENO

869573038197

**Plasti-med**  
REUSABLE MANUAL RESUSCITATOR ADULT

REF: 130 252
LOT: 021223

1 Pre-sterilized

RESERVOIR

OPEN HERE

