



EXOPULSE®

CE

Mollii Suit 9.3

 Instructions for use	3
--	---

1 Foreword

The EXOPULSE Mollii Suit may only be used by, or under the supervision of, a person who has read and understood the instructions for use completely.

ACCIDENTS, FAULTS AND SUPPORT

If an accident, incident or injury occurs, immediately contact your local distributor. Faulty device must NOT be used. In case of faults and if this symbol shows up on the screen: ☒, please contact your local distributor. For service and repair, or if you need support with your EXOPULSE Mollii Suit, please contact your local distributor.

SERIOUS INCIDENTS

In case of a serious incident which occurred in relation to the device, report to the competent authority of the Member State in which you are established and immediately contact:

EXONEURAL NETWORK AB

Barks väg 7

17073 Solna

Sweden

Phone number: +46(0)841027701

E-mail: complaint@exopulse.com

2 Product description

2.1 Design

EXOPULSE Mollii Suit is a personal assistive medical device which is used for low energy whole body transcutaneous electrical stimulation – 20 V and 20 Hz. It is composed of a control device, a jacket and pants, with 58 embedded electrodes, in direct contact with the skin. The suit can be used by children or adults and comes in sizes starting from 104 cm up to 5XL for men and women. It is prescribed by a physician based on a clinical assessment.

The EXOPULSE Mollii Suit consists of the EXOPULSE Mollii Control Unit (control device) and EXOPULSE Body Garments (jacket and pants).

EXOPULSE Body Garments (jacket and pants)

The EXOPULSE Body Garments (jacket and pants) is a suit with embedded electrodes, conductive wires and contacts for connection to a detachable control device. Its intended purpose is to transmit electric pulses from the control device to key nerves and corresponding muscle groups throughout the body.

EXOPULSE Mollii Control Unit (control device)

The control device EXOPULSE Mollii Control Unit is a battery powered electrical device which sends low energy electric pulses through contacts to the EXOPULSE Body Garments which in turn transmits the pulses from the contacts to key nerves and corresponding muscle groups throughout the body.

The intended use of EXOPULSE Mollii Suit is:

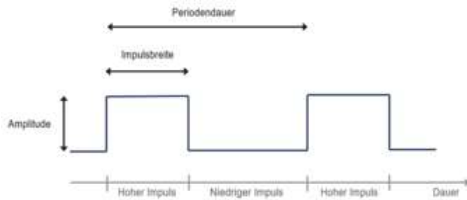
- Relaxation of tense and spastic muscles
- Activation of muscles
- Increasing local blood circulation
- Symptomatic relief of chronic pain

EXOPULSE Mollii Suit is for use in the home and clinical environment.

2.2 Function

ELECTRICAL NERVE AND MUSCLE STIMULATION

EXOPULSE Mollii Suit generates low energy pulses (into 1 k – 10 k Ohms) with the following parameters:



- Pulse width: variable between 30 μ s and 175 μ s
- Length of period: 50 ms
- Frequency: 20 Hz
- Maximum amplitude: 20 V

Every EXOPULSE Mollii Suit is individually configured when it is prescribed. Depending on diagnosis and manual examination of the patient, the physician decides which muscles are to be stimulated and with which pulse parameter setting. The user cannot change parameter settings and/or which muscles are to be stimulated.

On every start and continuation from pause mode, the pulse width is increased by up to 5 μ s every 5 seconds from 25 μ s until the preset pulse width is reached.

SIZES

The suit is available in 37 sizes, from 104 cm to 5XL for woman and man.

PROGRAMMING OF THE CONTROL DEVICE

A trained medical staff pre-programs which nerves/muscles to be stimulated based on a clinical assessment of the user.

The result is then evaluated according to standardised procedures. The stimulation program is thus specific to each user.

The operator or user can then start/pause/stop the pre-programmed session, but cannot change which nerves/muscles should be stimulated and with which intensity.

APPLIED PARTS

The EXOPULSE Body Garments are a type BF applied part. The EXOPULSE Mollii Control Unit is an accessible part.

SHELF LIFE

The shelf life of the EXOPULSE Body Garments is 2 years and the shelf life of the EXOPULSE Mollii Control Unit is 3 years.

MATERIALS

The materials in EXOPULSE Mollii Suit are biocompatible and tested according to ISO 10993-1 (Biological evaluation of medical devices – Part 1: Evaluation and testing within a risk management process) for cytotoxicity, sensitivity and irritation. Therefore, there is no unacceptable risk from exposure to the EXOPULSE Body Garments. EXOPULSE Mollii Control Unit components are certified to fulfil the requirements (where applicable) of RoHS2 2011/65/EU and its amendment RoHS3 2015/863 (RoHS: Restriction of the use of certain Hazardous Substances). In addition, the components comply with the requirements of REACH Regulation 1907/2006 (Registration, Evaluation, Authorization and Restriction of Chemicals), where applicable. Therefore, there is no unacceptable risk coming from exposure to the EXOPULSE Mollii Control Unit.

ENERGY CONSUMPTION

The EXOPULSE Mollii Suit control device is powered by 4 x AAA batteries. Use alkaline batteries only. Alkaline batteries allow to provide several treatments before they are depleted. For safe disposal of the depleted batteries, please follow the instructions on the battery packaging and local regulations (including WEEE Directive 2012/19/EU). Do not use carbon-zinc batteries or rechargeable batteries.

3 Intended use

3.1 Indications for use

The EXOPULSE Mollii Suit is intended to provide: relaxation of tense and spastic muscles and muscle activation, improved local blood circulation and pain relief in patients with CP, MS, stroke and other neurologic disorders which may cause such type of symptoms; together with: pain relief in patients with fibromyalgia, and other neurologic disorders which may cause such type of symptoms.

The device is intended to be used for 60 minutes every other day, unless otherwise specified by the physician, in the home and clinical environment.

Side effects

- Skin irritation and burns beneath the electrodes have been reported with the use of transcutaneous electrical stimulators.
- If programmed incorrectly, one side effect is that the treatment can lead to an increase in spasticity.

3.2 Conditions of use

The EXOPULSE Mollii Suit may NOT be used while driving, operating machinery, or during any activity in which involuntary muscle contractions may put the user at undue risk of injury.

The EXOPULSE Mollii Suit is only intended for use by the user for whom the device is programmed.

3.3 Indications

EXOPULSE Mollii Suit is used for activation of muscles or relaxation of spastic muscles mediated by a physiological reflex mechanism referred to as reciprocal inhibition. By sending an electrical signal to an antagonistic muscle, the spastic muscle may subsequently relax.

EXOPULSE Mollii Suit is also used for management of chronic pain, mediated by selectively stimulating the nerve fibers carrying non-pain sensory stimuli from a specific region, which may reduce the effect of pain signals.

3.4 Contraindications

Do **NOT** use:

- If the user has implanted electronic medical devices or equipment which can be disrupted by magnets, for example, shunts
- Together with electronic life-support equipment or high-frequency operation equipment
- Together with ECG equipment

There is a risk that the EXOPULSE Mollii Suit can disturb the function of the aforementioned types of equipment.

Stimulation should NOT be applied:

- Over swollen, infected, or inflamed areas or skin eruptions (e.g., phlebitis, thrombophlebitis, varicose veins, etc.)
- Over the neck or mouth. Severe spasm of the laryngeal and pharyngeal muscles may occur and the contractions may be strong enough to close the airway or cause difficulty in breathing.
- Transthoracically, in that the introduction of electrical current into the heart may cause cardiac arrhythmias
- Transcerebrally

Do not use EXOPULSE Mollii Suit without consulting a physician in connection with:

- Cardiovascular diseases or other types of related conditions
- Malignancy (cancer)
- Infectious diseases
- Fever
- Epilepsy
- Skin disease, rashes or other skin problems.

- Usage together with another medical device.

Usage in connection with the above can expose the user to unnecessary risk and is therefore at the user's own risk. Always consult a physician.

4 Safety

WARNING! Failure to follow the instructions can lead to death or serious accidents and injuries.

WARNING

The EXOPULSE Mollii Suit may only be used by, or under the supervision of, a person who has read and understood the instructions for use completely.

WARNING

Do not use EXOPULSE Mollii Suit without consulting your physician in relation to:

- Cardiovascular diseases or other related diseases
- Malignancy (cancer)
- Infectious diseases
- Fever
- Epilepsy
- Skin disorders, rashes or other skin problems
- Usage together with another medical device.

WARNING

EXOPULSE Mollii Suit must NOT be used while driving a car, operating machinery, or during activities in which involuntary muscle contractions may put the user at unreasonable risk of injury.

WARNING

Do not maintain the EXOPULSE Mollii Suit during use.

WARNING

Do not modify the EXOPULSE Mollii Suit.

WARNING

Do NOT use the EXOPULSE Mollii Suit outdoors, in damp rooms, in direct sunlight, or in connection with flammable materials/liquids. Keep away from dusty, damp and bright environments in order to avoid damage or harm to the EXOPULSE Mollii Suit.

WARNING

DO NOT use the EXOPULSE Mollii Suit near an MRI (Magnetic Resonance Imager).

CAUTION! Failure to follow the instructions can lead to accidents and injuries.

CAUTION

Caution should be used in the presence of the following:

- When there is a chance of hemorrhaging following acute trauma of fracture;
- Following recent surgical procedures; Muscle contractions may disrupt the healing process;
- During menstruation or pregnancy;
- Over areas of the skin which lack normal sensation.

⚠ CAUTION

Improper operation due to stacking with other devices

Use of this device adjacent to, stacked with or interconnected to other devices should be avoided because it could result in improper operation. If such use is necessary, this device and the other devices should be observed to ensure that they are operating normally.

⚠ CAUTION

Increased electromagnetic emissions due to the use of other accessories

Use of accessories, transducers and cables other than those specified or provided by the manufacturer of EXOPULSE Mollii Suit could result in increased electromagnetic emissions or decreased electromagnetic immunity of this device and result in improper operation.

⚠ CAUTION

Loss of performance due to insufficient distance to other devices

Portable radio frequency communications equipment (including cell phones, computers and peripherals such as antenna cables and external antennas) should be used with a distance of at least 30 cm (12 inches) to any part of the device, including cables specified by the manufacturer. Therapeutic equipment that transmits microwaves or short waves should be used no closer than 1 m (39 inches) to any part of the equipment. Otherwise, this could result in a degradation of the performance of the device.

⚠ CAUTION

Leaking battery acid due to insufficient use of the product

Remove all batteries if EXOPULSE Mollii Suit is not going to be used for three weeks or more, to avoid the risk of battery leakage and corrosion.

⚠ CAUTION

Skin irritation due to electrical stimulation or conductive medium

Some patients may experience skin irritation or hypersensitivity due to electrical stimulation or conductive medium. The irritation can usually be reduced by using an alternate conductive medium, or alternate electrode placement. Electrode positioning and stimulation settings should be based on the physician's guidance.

⚠ CAUTION

Damage to the product due to the presence of children and pets

Take care when children and pets are present to avoid damage to the EXOPULSE Mollii Suit.

⚠ CAUTION

Avoidance of contact with substances and chemicals

Avoid contact with all substances and chemicals found in the home environment, except for water or body lotion used to moisture the skin.

⚠ CAUTION

Discomfort due to spilling of liquid

Spilling of liquid on the EXOPULSE Mollii Suit can cause discomfort. Drinks and liquids should be avoided during use. When the suit or control device is wet or damp, the suit should not be used and turned off immediately.

⚠ CAUTION

Damage to devices due to magnetic couplings

Ensure that the magnetic coupling (in suit and control device) does not come into contact with devices that can be destroyed by magnets.

⚠ CAUTION

Wearing jewellery in contact with the Suit

Jewellery, accessories (in contact with the suit) and underwear with metal buckles should not be used together with EXOPULSE Mollii Suit.
Never insert objects or tools under the suit.

⚠ CAUTION

Use of a damaged control device

Do not use the EXOPULSE Mollii Suit if the control device has visible marks or is damaged. Always check that the EXOPULSE Mollii Suit is intact, dry and clean before use, and make sure to wash the suit before using it for the first time.

⚠ CAUTION

Dehydration due to perspiration while wearing the suit

Wearing EXOPULSE Mollii Suit can cause sweating and dehydration, especially when worn in humid and warm conditions. Drink sufficient fluids to avoid dehydration.

⚠ CAUTION

Impaired sense of balance due to using the suit

Take care when using the EXOPULSE Mollii Suit. Bear in mind that, for example, the sense of balance may be affected. Do not undertake demanding or heavy physical exercise when using the EXOPULSE Mollii Suit.

⚠ CAUTION

Fatigue due to electrical stimulation

Electrical stimulation can make the user tired and drowsy. Do not undertake activities which require intense concentration if feeling tired or drowsy.

⚠ CAUTION

Follow the instructions for cleaning

Follow the instructions in the Cleaning section to clean the suit and electrodes.

⚠ CAUTION

Skin irritation due to poor electrode contact

Regular contact with electrodes can irritate or chafe the skin. It is therefore particularly important to maintain good hygiene and to ensure the following:

- The electrodes are clean and in good contact with the skin.
- Wash the skin every day with soap and water.
- Moisturize the skin with unscented skin lotion.
- Never use the EXOPULSE Mollii Suit if the skin is dry, sore, irritated or injured.

⚠ CAUTION

Handle magnetic arms with care

The magnetic arms on the control device must be handled with care, and:



- must not be forcefully removed, but lifted from their respective magnetic coupling, one at the time,
- must not be twisted when connected to the suit, and
- must not be bent to from sharp angles, but instead must allow ample curves.

⚠ CAUTION

Damage to the suit due to the use carbon-zinc batteries

Do not use carbon-zinc AAA batteries as they have reduced hours of use and provide high risk of leaking. Damage due to the use of these batteries may void statutory rights.

5 Scope of delivery

Description	Image
EXOPULSE Body Garments jacket*	
EXOPULSE Mollii Control Unit supplied with a belt*	

Description	Image
EXOPULSE Body Garments pants*	
Laundry bag (2 pcs.)	

* Note: Jacket, pants and control device have unique article numbers.

6 Use

6.1 Inserting the batteries

Alkaline AAA batteries are acceptable for use.

Opening the battery compartment



Place the control device with the screen facing down.

Pull the belt away to expose the battery compartment cover.



Use a crosshead screwdriver to unscrew the 4 screws on the rear of the control device.

Remove the battery compartment.

Inserting the batteries



Insert 4 x AAA batteries according to the polarities indicated in each battery compartment.

Always check that + and – poles are turned in the right direction, using the mini USB port as a reference point as indicated below:

Closing the battery compartment

Check that no screws or external items have been left behind before replacing the battery cover in the directions indicated in the battery compartment.

Screw on the battery compartment firmly using a screwdriver.

Checking the battery level

Turn on the control device by pressing the ON button. Check the battery level:



Battery full



Battery half full: Replace the battery soon



Battery low. Replace the battery.

6.2 Putting on the suit



FAVOR NARROW UNDERWEAR

Ensure to moisturize your skin with unscented lotion. Choose a narrow pair of underwear to make sure the underwear is not covering the electrodes on the inside of the suit. Underwear should be adjusted if they cover the electrodes.



Open all the zippers before putting on the pants, then put the pants on. Adjust the knee cap placement. Ensure that the seam is above the knee. Close the zippers on the pants. Check that the electrodes are in contact with the skin.



Open all the zippers on the jacket, then put the jacket on. Ensure the jacket is over the pants. **INFORMATION:** The jacket should be outside the pants. Snap the jacket to the pants with the press buttons. Close the zippers on the jacket.



ADJUST THE POSITION OF THE SLEEVES ON THE FOREARMS

Make sure that the zippers are on the outside of the forearm and form a straight line between the elbow and the little finger as indicated below.

6.3 Attaching the control device



POSITION THE CONTROL DEVICE

Place the control device on the belly above the hipline and below the waistline with the display facing away from the belly as indicated below.



CLOSE THE BELT AROUND THE WAIST

Close the belt by sliding the two halves of the buckle vertically into each other.



ADJUST THE LENGTH OF THE BELT



RECHECK THAT THE CONTROL DEVICE IS TURNED ON

Recheck that the control device is turned on. If not, press the ON button .




CAREFULLY CONNECT THE MAGNETIC ARMS

Place the upper left magnetic arm carefully on the upper left connector. If you are experiencing magnetic repulsing, then you are placing the wrong magnetic arm.


Repeat this process for all other arms and connectors.



Make sure each magnetic arm is correctly positioned on each connector, as indicated below.



Incorrect connection



Incorrect connection

6.4 Starting a 60-minute session



Press the PLAY/PAUSE button once.



The display shows PLAY and the remaining time counting down from 60 minutes.



If necessary: Pause the session by pressing PLAY/PAUSE once. The display then shows:

Press PLAY/PAUSE again to continue the session.

During use

While using the EXOPULSE Mollii Suit, you can remain still, move around or exercise. Check that each magnetic arm is in the correct position, when moving around. If not, make sure to reposition it correctly.

EXOPULSE Mollii Suit should not be maintained/serviced while in use.

6.5 Ending the session

TURN OFF THE CONTROL DEVICE AND REMOVE IT

Turn off the control device by pressing the ON/OFF button. Remove the control device carefully, one magnetic coupling at a time, making sure not to pull or twist the magnetic arms. Open the zippers and take off the suit.

7 Cleaning and Care

REGULAR CLEANING

Rinse the suit in cold water or, wipe off the electrodes using wet wipes. Clean the control device, magnetic arms and connectors at least every other month, using a lightly dampened cloth with no detergent. Do not immerse the control device in water.

WASHING INSTRUCTIONS

The suit can be hand or machine washed at 40 °C/104 °F, using mild detergent without softener and with the addition of Sagrotan™ disinfectant for an extended granting of statutory rights.

Wash when necessary (at least once every other month) to keep fabric and electrodes clean.

The control device must be removed from the suit before washing.

Wash the garments separately in the two laundry bags supplied. Do not tumble dry or iron.

8 Maintenance

The magnetic arms should be tested for wear and tear once per year and replaced if faulty. In addition to that, in case of loosened components and/or if effect is absent and/or decreased, please contact your local EXONEURAL NETWORK AB partner.

The replacement must only be done by authorised personnel, and will be covered by the statutory rights for the product, provided that the product has been handled according to the instructions contained herein.

9 Legal information

STATUTORY RIGHTS, LIFETIME, MAINTENANCE

The EXOPULSE Mollii Control Unit is granted statutory rights for a period of 2 years when used as intended and in compliance with the information described here. EXOPULSE Body Garments are rated to last 25 machine washes with mild detergent or 60 machine washes with mild detergent and the addition of Sagrotan™ disinfectant or a period of 2 years when used as intended and in compliance with the information described here.

Use beyond this period or use that is not in accordance with the intended use is not covered by the statutory rights granted by EXONEURAL NETWORK AB.

The lifetime of EXOPULSE Mollii Suit is 4 years.

Maintenance interval: It is recommended to send the control device for preventive checks once per year to verify that the device is functioning properly. Contact your local EXOPULSE distributor for shipping instructions and service conditions. The EXOPULSE Mollii Suit does not require maintenance.

DISPOSAL

Return the EXOPULSE Mollii Suit to EXONEURAL NETWORK AB for disposal. Used batteries have to be disposed in accordance with the WEEE Directive 2012/19/EU.

10 Technical data

OPERATION

The EXOPULSE Mollii Suit should be operated indoors under the following conditions:

- Temperature from 5 °C to 40 °C
- Humidity: 15 % to 90 % relative humidity
- Altitude: 1,060 to 700 hPa (10,000 – 1250 ft)
- Avoid dusty, damp, and bright environments

If the EXOPULSE Mollii Suit has been exposed to temperatures higher or lower than the operation temperature, let the device warm up/cool down for at least one hour before use.

TRANSPORTATION AND STORAGE

Temperature from -25 °C to 70 °C





















Humidity: 15 % to 90 % relative humidity












Store the control device EXOPULSE Mollii Control Unit in the protective box

NOTICE: Remove all batteries if the EXOPULSE Mollii Suit is not going to be used for three weeks or more, to avoid the risk of battery leakage and corrosion. In such a case statutory rights are not granted.


11 Appendix

11.1 Symbols Used

	Button: ON/OFF Turns the control device on and off respectively		EXOPULSE Mollii Control Unit: Declaration of conformity according to Regulation (EU) 2017/745. 2862 is the identification number for the notified body.
	Button: PLAY/PAUSE		EXOPULSE Body Garments: Declaration of conformity according to Regulation (EU) 2017/745.
	Display: If this icon is visible on the display, the control device is in PLAY mode		Symbol: Machine wash 40 °C, delicate wash. Do not use fabric softener
	Display: If this icon is visible on the display, the control device is in PAUSE mode		Dry flat
	Display: Product is defective – do not use the product! Contact EXONEURAL NETWORK AB if this icon is displayed		Do not dry-clean
	Display: Battery indicator for battery full		Do not tumble-dry
	Display: Battery indicator for battery low. Replace batteries		Do not iron
	This product is labelled according to EU Directive 2002/96/EC (WEEE). The symbol means that the product must not be disposed of as domestic waste, but in a dedicated site for recovery and reuse of electronics and electrical waste.		Do not bleach
	Type BF applied parts.		Do not wring out when drying
	Read the entire instructions for use before using the EXOPULSE Mollii Suit		Warning

	Read the entire instructions for use before using the EXOPULSE Mollii Suit	QTY	Quantity
	Temperature range	REF	Catalogue number/article number for replacement orders
	Fragile		Date of manufacture YYYY-MM-DD
	Keep dry	SN	Serial number
	Manufacturer	IP22	Ingress protection drip-proof
UDI	Unique Device Identifier		Altitude/pressure range
	Relative humidity range		Do not use the device if the packaging is damaged
	Device is not MRI compatible	MD	Medical device
	Battery, general	GTIN	Global Trade Item Number

11.2 Troubleshooting

Problem	Possible causes	Solution
No display	Low batteries OR batteries inserted incorrectly	Replace batteries OR follow instructions in section 1 STEP 3
Display showing the icon 	Control device is unprogrammed	Contact your local distributor.
Sudden change in sensation OR change/decrease in sensation during use	Incorrect position of the magnetic arms on the connectors OR electrodes are not in good contact with the skin	Verify battery level and check installation of control device and adjust suit according to instructions in section 1 STEP 4 and STEP 5.
Reddening or irritation of the skin	Dry skin or electrodes are not in good contact with the skin	Clean and moisturize the skin regularly as well as check installation of control device and adjust suit according to instructions in section 1 STEP 4 and STEP 5.

11.3 Directives and manufacturer's declaration

EXPULSE Mollii Control Unit is CE-labelled, and thereby compliant to Regulation (EU) 2017/745 (MDR).

EXPULSE Body Garments are CE-labelled, and thereby compliant to Regulation (EU) 2017/745 (MDR).

In order to meet the requirements, the EXPULSE Mollii Suit fulfils the requirements of International Standards:

EN ISO 14971

IEC 60601-1

ISO 10993-1

ISO 13485

IEC 60601-1-2

IEC 60601-1-6

IEC 60601-1-11

IEC 60529 (IP22)

IEC 62304 ISTA 2A

Emissions test	IEC 60601-1-2 test level	Conformity
HR emissions CISPR 11	Group 1, class B	Group 1, class B
Interference immunity test	IEC 60601-1-2 test level	Conformity
Electrostatic discharge (ESD) IEC 61000-4-2	+/- 8 kV contact +/- 15 kV air	+/- 8 kV contact +/- 15 kV air
Line-conducted RF IEC 61000 4 6	3 Vrms 150 kHz – 80 MHz, 80 % amplitude modulation at 1 kHz and 6 Vrms for ISM fre- quencies between 150 kHz – 80 MHz, and 6 Vrms for ama- teur radio.	3 Vrms 150 kHz – 80 MHz, 80 % amplitude modulation at 1 kHz and 6 Vrms for ISM fre- quencies between 150 kHz – 80 MHz, and 6 Vrms for ama- teur radio.
Radiated RF IEC 61000-4-3	10 V/m 80 MHz to 2.7 GHz	10 V/m 80 MHz to 2.7 GHz
Radiated RF IEC 61000-4-3 table 9 Radio frequencies	80 – 2700 MHz: 3 V/m ordin- ary, 10 V/m home care, 80 % AM, 1 kHz 385 MHz: 27 V/m, PM, 18 Hz 450 MHz: 28 V/m, FM +/-5 kHz dev, 1 kHz sine 710, 745, 780 MHz: 9 V/m, PM, 217 Hz 810, 870, 930 MHz: 28 V/m, PM, 18 Hz 1720, 1845, 1970 MHz: 28 V/m, PM, 217 Hz 2450 MHz: 28 V/m, PM, 217 Hz 5240, 5500, 5785 MHz: 9 V/m, PM, 217 Hz	80 – 2700 MHz: 3 V/m ordin- ary, 10 V/m home care, 80 % AM, 1 kHz 385 MHz: 27 V/m, PM, 18 Hz 450 MHz: 28 V/m, FM +/-5 kHz dev, 1 kHz sine 710, 745, 780 MHz: 9 V/m, PM, 217 Hz 810, 870, 930 MHz: 28 V/m, PM, 18 Hz 1720, 1845, 1970 MHz: 28 V/m, PM, 217 Hz 2450 MHz: 28 V/m, PM, 217 Hz 5240, 5500, 5785 MHz: 9 V/m, PM, 217 Hz

Test frequency	Modulation	Interference immunity test level [A/m]
30 kHz	CW	8
134.2 kHz	Pulse modulation 2.1 kHz	65
13.56 MHz	Pulse modulation 50 kHz	7.5

Note: The inspection was carried out on all accessible surfaces of CU, dwell time: 10 s, observations during the test: none

[illegible]



A series of horizontal lines for writing, spanning the width of the page.

This image shows a single sheet of white paper with horizontal ruling lines. The lines are evenly spaced and run across the width of the page. There are no margins, text, or other markings on the paper.



EXONEURAL NETWORK AB
Barks väg 7 · 17073 Solna · Schweden
T +46(0)8 41027701
complaint@exopulse.com · www.exopulse.com