

# PRK-8000

Auto Ref-Keratometer

- Semi auto pupil tracking
- World's top measurement speed
- User oriented Tilting & Swivel monitor
- Wider measurement range




Make Smart Technology Yours

## INTERFACE

### Improved display function for Retro illum Mode

Ten images of each eyeball and results of measurement are saved, and enhanced display control enables simultaneous checking of measurement images and results.



### Black/white User Interface selection

A user can select between two colors for the user interface.



### TFT-LCD with Touch Screen and Convenient control

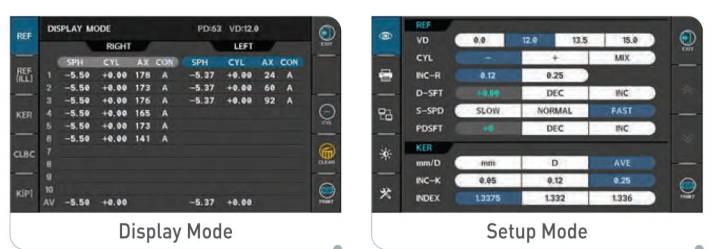
By adopting high resolution VGA TFT-LCD with Touch Screen function, we virtually removed all input keys except the measurement button on the Joystick and Chinrest control switches. Tests are performed rapidly and conveniently by simply pressing a button or the icon indicated on the screen. Also, user can use the Key button as convenient function.

### Instant Display Data

By simply touching the icon on the screen results of up to 10 measurements stored in memory can be viewed or printed by the built in thermal auto cut-off printer.

### Interactive SETUP Change

Simply touch the icon on the screen and changed settings can be seen. The touch screen supports interactive setting changes quickly and conveniently saving user time innovatively.



### IOL Measurement


When refraction results in an error reading due to an intraocular lens or cataract the measurement can be performed with the IOL icon switched 'ON'

### Motorized chinrest

The chinrest is motorized with the use of a switch conveniently positioned for the operator. This makes for simple adjustment of the chinrest from patient to patient. There is the motorized chinrest which makes user easy to control by the simple switch pressing up and down.

### Printer with Auto Cutter Function

PRK-8000 immediately provides a complete printout of the measurement result and an auto cutter is provided for convenience. And there is the economy mode of printer which makes printer paper saved by being well arranged and amended letter size.



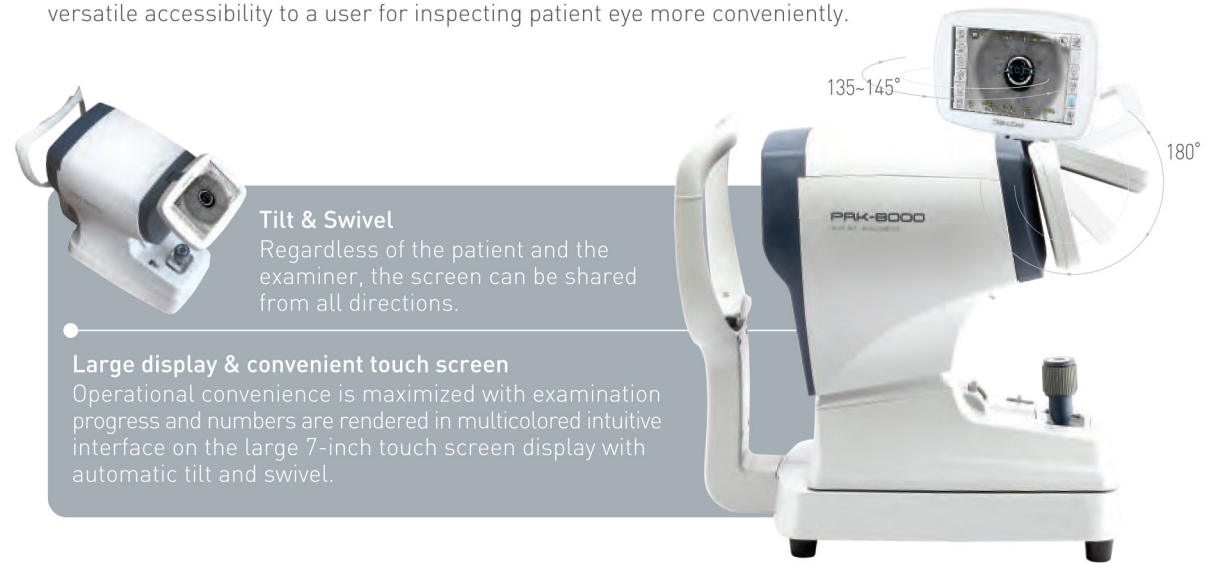
### Data transfer

Data can be transferred to external devices (personal computer, etc.) via an RS-232 interface. A USB interface is also provided for future compatibility. User can send the images of patient's eyes through USB port and have faster S/W upgrade by the PC program provided as option.

### User friendly features

#### LCD User-oriented tilting LCD screen

Our new enlarged [800x480] LCD monitor gives 180° up & down and 135-145° left to right versatile accessibility to a user for inspecting patient eye more conveniently.



#### Large display & convenient touch screen


Operational convenience is maximized with examination progress and numbers are rendered in multicolored intuitive interface on the large 7-inch touch screen display with automatic tilt and swivel.

### Semi-auto pupil tracking

The pupil position detecting automatic height adjustment system reduces measurement time. By only clicking a button, user can switch the mode from Auto to manual tracking.

### Measurement helping guide indication

Measurement convenience and accuracy are increased by adding lever-handling guide images designed to easily track eyeball focus.



### Joystick performance enhanced

The no-load joy stick ensures softer and enhanced eye examination, as it can determine a point of time for measurement without vibration and more accurately than the previously adopted belt type even while the measurement head is moving up or down.

### The convenience stage-lock

User can fasten the main body by simple control.

