

SZCZOTKI TALERZOWE


Rodzaj materiału:

- » drut płaski 3,3 × 0,6 mm lub 2,8 × 0,45 mm

Rodzaje podkładu:

- » podkład plastik (grubość 24 – 30 mm)
- » sklejka drewniana (grubość 24 mm) wodoodporna
- » blacha 3 mm


Rodzaj materiału:

- » polipropylen (PPN) 2,5 mm
- + drut 3,3 × 0,6 mm lub 2,8 × 0,45 mm (MIX)

Rodzaje podkładu:

- » podkład plastik (grubość 24 – 30 mm)
- » sklejka drewniana (grubość 24 mm) wodoodporna
- » blacha 3 mm

**Nabijana w pełni maszynowo
numer jeden w Polsce do maszyn
kompaktowych**


Rodzaj materiału:

- » polipropylen (PPN) 2,5 mm

Rodzaje podkładu:

- » podkład plastik (grubość 24 – 30 mm)
- » sklejka drewniana (grubość 24 mm) wodoodporna
- » blacha 3 mm



Wiązki Brodd, Broddway i City Cat



Drut płaski

- » Zastosowanie: Sprzątanie poziomowe lub terenów bardzo zanieczyszczonych
- » Drut płaski 3,3 × 0,6 mm



Polipropylen

- » Zastosowanie: Sprzątanie terenów średnio i słabo zanieczyszczonych
- » PPN 2,5 mm



Segment szczotki talerzowej



Segment

Rodzaje materiału:

- » drut płaski 3,3 × 0,6 mm lub 2,8 × 0,45 mm,
- » polipropylen (PPN) 2,5 mm + drut 3,3 × 0,6 mm lub 2,8 × 0,45 mm (MIX)
- » polipropylen (PPN) 2,5 mm



Fișă cu informații despre produs

Regulamentul delegat (UE) 2020/740

Denumirea sau marca comercială a furnizorului		ROADCRUZA	
Denumirea comercială		RA1100	
Identificatorul tipului de pneu	Clasa de pneuri	S1320 RA1100	C2
Indicativul dimensiunii pneului		LT225/75R16	
Simbolul categoriei de viteză		R 170 km/h	
Indice de sarcină (pentru montare nejumelată)		115	
Indice de sarcină (pentru montare jumelată)		112	
Clasa de eficiență a consumului de combustibil		C	
Clasa de aderență pe teren umed		E	
Clasa de zgomot exterior de rulare	Valoarea de zgomot exterior de rulare	B	75 dB
Pneu destinat utilizării în condiții extreme de zăpadă		Da	
Indice de sarcină pentru descrierea serviciului suplimentar (pentru montare nejumelată)		-	
Indice de sarcină pentru descrierea serviciului suplimentar (pentru montare jumelată)		-	
Simbolul categoriei de viteză (pentru descrierea serviciului suplimentar)			
Data începerii producției (Săptămână / An)		01/19	
Data încheierii producției (Săptămână / An)		-	
Informații suplimentare			

Model introdus pe piața Uniunii din 25/04/2021



Numărul de înregistrare EPREL: 649890

<https://eprel.ec.europa.eu/qr/649890>

Furnizor: Dutch Bridge International B.V. (Reprezentant autorizat)

Site web: Dutchbridgeint.com

Serviciul de asistență pentru clienți:

Nume: Shandong New Continent Tire Co., Ltd.

Site web: <http://www.snctire.com/>

E-mail: 152363616768@163.com

Telefon: +86152363616768

Adresă:

Lushan Project Area, Yishui Economic Development Zone, Linyi City, Shandong, China

Fișă cu informații despre produs

Regulamentul delegat (UE) 2020/740

Denumirea sau marca comercială a furnizorului		HIFLY	
Denumirea comercială		SUPER2000	
Identificatorul tipului de pneu	Clasa de pneuri	200VH9034	C2
Indicativul dimensiunii pneului		185/75R16C	
Simbolul categoriei de viteză		R (170 km/h)	
Indice de sarcină (pentru montare nejumelată)		104	
Indice de sarcină (pentru montare jumelată)		102	
Clasa de eficiență a consumului de combustibil		C	
Clasa de aderență pe teren umed		C	
Clasa de zgomot exterior de rulare	Valoarea de zgomot exterior de rulare	B	72 dB
Pneu destinat utilizării în condiții extreme de zăpadă		Nu	
Indice de sarcină pentru descrierea serviciului suplimentar (pentru montare nejumelată)		-	
Indice de sarcină pentru descrierea serviciului suplimentar (pentru montare jumelată)		-	
Simbolul categoriei de viteză (pentru descrierea serviciului suplimentar)			
Data începerii producției (Săptămână / An)		01/25	
Data încheierii producției (Săptămână / An)		-	
Informații suplimentare			

Model introdus pe piața Uniunii din 01/01/2025.



Numărul de înregistrare EPREL: 2503910

<https://eprel.ec.europa.eu/qr/2503910>

Furnizor: KKL Consulting SARL (Reprezentant autorizat)

Site web:

Serviciul de asistență pentru clienți:

Nume: Vietnam Cofo Tires Company Limited

Site web:

E-mail: avery.chan@cofotires.com.vn

Telefon: +84 909978822

Adresă:

Lot CN14, CN15 Zone B-Bim Son Industrial Park, Ba Dinh Ward, Bim Son Town, Thanh Hoa Province, Vietnam



THE UNITED KINGDOM VEHICLE APPROVAL AUTHORITY

COMMUNICATION CONCERNING THE APPROVAL GRANTED ⁽¹⁾/ APPROVAL EXTENDED ⁽¹⁾/
APPROVAL REFUSED ⁽⁴⁾/ APPROVAL WITHDRAWN ⁽⁴⁾/ PRODUCTION DEFINITELY
DISCONTINUED ⁽¹⁾ OF A OF A TYPE OF PNEUMATIC TYRE FOR MOTOR VEHICLES PURSUANT
TO REGULATION NO. 106.



Approval No: 106R-001286

Extension No: Not applicable

1. Manufacturer's name or trade mark (s) of the tyre: ÖZKA/SEHA
2. Tyre type designation by the manufacturer: Rear Farm
3. Manufacturer's name and address:
ÖZKA LASTİK VE KAUÇUK SANAYİ TİCARET A.Ş.
Mahmutpaşa Mah.Kanalyolu Cad.
No:129,41140 Basiskele/KOCAELI/TURKIYE
4. If applicable, name and address of manufacturer's representative: Not applicable
5. Summarized description: See information document
 - 5.1. Size of tyre: See information document
 - 5.2. Category of use: Tractor - Steering wheel
 - 5.3. Structure: diagonal (bias-ply)/~~bias belted~~/radial ⁽¹⁾
 - 5.4. Speed category symbol: See information document

- 5.5. Load-capacity index: See information document
- 5.5.1. for traction (implement only): Not applicable
- 5.5.2. for trailer (implement only): Not applicable
- 5.6. Whether the tyre is to be fitted with or without an inner tube: See information document
- 5.7. The supplementary service description, if applicable: Not applicable

- 6. Technical Service and, where applicable, test laboratory approved for purposes of approval or of verification of conformity: Vehicle Certification Agency

- 7. Date of report issued by that service: 08 September 2015


- 8. Number of report issued by that service: TSR338153

- 9. Reason(s) of extension (if applicable): Not applicable

- 10. Any remarks: Approval to Supplement 8


- 11. Place: Bristol

- 12. Date: 10 SEPTEMBER 2015

- 13. Signature:  D LAWLOR
Head of Technical Standards & Legislation

- 14. Annexed to this communication is a list of documents in the approval file deposited at the Administrative Services having delivered the approval and which can be obtained upon request

(1) Strike out what does not apply.

	INFORMATION DOCUMENT ACCORDING TO ECE R106 <i>UNIFORM PROVISIONS CONCERNING THE APPROVAL OF PNEUMATIC TYRES FOR AGRICULTURAL VEHICLES AND THEIR TRAILERS</i>	Document Number	ÖZKA-004
		Original Date	24.11.2014
		Extension Number	0
		Extension Date	-


1. GENERAL

1.1.The trade name or mark	ÖZKA/SEHA
1.2.Name and address of tyre production unit	MAHMUTPAŞA MAH. KANALYOLU CAD. NO:129 41140 BAŞISKELE/KOCAELİ

2. CHARACTERISTICS OF THE TYRES

2.1.The tyre size designation	Refer to Annex- 1 (Rear Farm)
2.2.The category of use	(b) Tractor - Drive wheel - standard tread; Refer to Annex- 1
2.3.The structure	Diagonal (Bias ply) Refer to Annex- 1
2.4.The speed category symbol	Refer to Annex- 1
2.5.The load-capacity index of the tyre, specifying in case of implement tyres that for traction (only) and that for trailer application, if applicable	Refer to Annex- 1
2.6.Whether the tyre is to be fitted with or without an inner tube	Refer to Annex- 1
2.7.The supplementary service description, if applicable	N.A

2.8.The tyre/rim configuration	Refer to Annex- 1
--------------------------------	-------------------

	INFORMATION DOCUMENT ACCORDING TO ECE R106 <i>UNIFORM PROVISIONS CONCERNING THE APPROVAL OF PNEUMATIC TYRES FOR AGRICULTURAL VEHICLES AND THEIR TRAILERS</i>	Document Number	ÖZKA-004
		Original Date	24.11.2014
		Extension Number	0
		Extension Date	-

2.9. The inflation pressure (bar or kPa) for measurements	Refer to Annex- 1
---	-------------------

LIST OF ANNEXES

ANNEX NO	DEFINITION
Annex-1	Range of tyre sizes (Rear Farm)

**ÖZKA LASTİK VE KAÜÇÜK
SAN. TİC. A.Ş.**
 Mahmutpaşa Mah. Kanalyolu Cad.
 No:129 Başiskele / KOCAELİ
 Tepecik V.D. 6620720581
 Tic. Sicil No: 7775 / 14362
 San. Oda. Sic. No: 7775 / 662

ANNEX-1 RANGE OF TYRE SIZES

PATTERN	Code	Tyre Size	PLY RATING (PR)	TUBELESS/ TUBE TYPE	RIM (PERMITTED)	Inflated Unloaded Dimensions		Service Description		Load and Pressure	
						Section Width (mm)	Overall Diameter (mm)	Load Index	Speed Index	Tyre Load Capacity (kg)	Tyre Pressure (Psi)
TYRE TYPE : REAR FARM											
KNK 50	5002	8,3-24	6	TUBE TYPE	W7	210	1009	105	A6	925	30
	5003	8,3-24	8	TUBE TYPE	W7	210	1009	108	A6	1000	35
	5102	9,50-24	6	TUBE TYPE	W8	241	1050	110	A6	1060	28
	5103	9,50-24	8	TUBE TYPE	W8	241	1050	116	A6	1250	34
	5112	11,2/10-24	6	TUBE TYPE	W10	284	1105	110	A6	1060	26
	5113	11,2/10-24	8	TUBE TYPE	W10	284	1105	116	A6	1250	34
	5115	11,2/10-24	12	TUBE TYPE	W10	284	1105	122	A6	1500	40
	5122	12,4/11-24	6	TUBE TYPE	W11,DW11	315	1160	115	A6	1215	24
	5123	12,4/11-24	8	TUBE TYPE	W11,DW11	315	1160	118	A6	1320	29
	5125	12,4/11-24	12	TUBE TYPE	W11,DW11	315	1160	124	A6	1600	35
	5132	13,6/12-24	6	TUBE TYPE	W12,DW12	345	1210	120	A6	1400	22
	5133	13,6/12-24	8	TUBE TYPE	W12,DW12	345	1210	123	A6	1550	28
	5135	13,6/12-24	12	TUBE TYPE	W12,DW12	345	1210	129	A6	1850	34
	5142	14,9/13-24	6	TUBE TYPE	W13	378	1265	125	A6	1650	20
	5143	14,9/13-24	8	TUBE TYPE	W13	378	1265	128	A6	1800	26
	5144	14,9/13-24	10	TUBE TYPE	W13	378	1265	131	A6	1950	30
	5146	14,9/13-24	14	TUBE TYPE	W13	378	1265	137	A6	2300	38
	5184	14,9/13-26	10	TUBE TYPE	W13	378	1315	133	A6	2060	30
	5186	14,9/13-26	14	TUBE TYPE	W13	378	1315	140	A6	2500	39
	5154	18,4/15-26	10	TUBE TYPE	W15L,W16L	467	1461	142	A6	2650	26
	5156	18,4/15-26	14	TUBE TYPE	W15L,W16L	467	1461	150	A6	3350	40
	5202	11,2/10-28	6	TUBE TYPE	W10	284	1205	112	A6	1120	26
	5203	11,2/10-28	8	TUBE TYPE	W10	284	1205	118	A6	1320	34
	5212	12,4/11-28	6	TUBE TYPE	W11	315	1260	117	A6	1285	25
	5213	12,4/11-28	8	TUBE TYPE	W11	315	1260	125	A6	1650	30
	5222	13,6/12-28	6	TUBE TYPE	W12,DW12	345	1310	121	A6	1450	23
	5223	13,6/12-28	8	TUBE TYPE	W12,DW12	345	1310	125	A6	1650	29
	5232	14,9/13-28	6	TUBE TYPE	W13,DW13	378	1365	125	A6	1650	20
	5233	14,9/13-28	8	TUBE TYPE	W13,DW13	378	1365	130	A6	1900	26
	5253	16,9/14-28	8	TUBE TYPE	W14L	429	1435	135	A6	2180	24
	5254	16,9/14-28	10	TUBE TYPE	W14L	429	1435	139	A6	2430	29
	5256	16,9/14-28	14	TUBE TYPE	W14L	429	1435	143	A6	2725	34
	5303	14,9/13-30	8	TUBE TYPE	W13	378	1415	132	A6	2000	26
	5304	14,9/13-30	10	TUBE TYPE	W13	378	1415	136	A6	2240	29
	5313	16,9/14-30	8	TUBE TYPE	W15L	429	1485	137	A6	2300	25
	5314	16,9/14-30	10	TUBE TYPE	W15L	429	1485	144	A6	2800	28
	5316	16,9/14-30	14	TUBE TYPE	W15L	429	1485	150	A6	3350	34
	5323	18,4/15-30	8	TUBE TYPE	W16L	467	1550	139	A6	2430	20
	5324	18,4/15-30	10	TUBE TYPE	W16L	467	1550	145	A6	2900	26
	5326	18,4/15-30	14	TUBE TYPE	W16L	467	1550	154	A6	3750	40
	5442	8,00-16	6	TUBE TYPE	W7	211	1195	105	A6	925	35
	5413	9,00-16	8	TUBE TYPE	W7	211	1195	111	A6	1090	46
	5417	9,00-16	8	TUBELESS	W7	211	1195	111	A6	1090	46
	5422	9,5-16	6	TUBE TYPE	W8	241	1250	109	A6	1030	30
	5423	9,5-32	8	TUBE TYPE	W8	241	1050	115	A6	1215	39



ANNEX-1 RANGE OF TYRE SIZES

PATTERN	Code	Tyre Size	PLY RATING (PR)	TUBELESS/ TUBE TYPE	RIM (PERMITTED)	Inflated Unloaded Dimensions		Service Description		Load and Pressure	
						Section Width (mm)	Overall Diameter (mm)	Load Index	Speed Index	Tyre Load Capacity (kg)	Tyre Pressure (Psi)
	5427	9,5-32	8	TUBELESS	W8	241	1250	115	A6	1215	39
	5432	12,4-32	6	TUBE TYPE	W11	315	1360	119	A6	1360	24
	5433	12,4-32	8	TUBE TYPE	W11	315	1360	125	A6	1650	32
	5513	16,9/14-34	8	TUBE TYPE	W15L	429	1585	139	A6	2430	24
	5514	16,9/14-34	10	TUBE TYPE	W15L	429	1585	142	A6	2650	29
	5516	16,9/14-34	14	TUBE TYPE	W15L	429	1585	148	A6	3150	37
	5524	18,4/15-34	10	TUBE TYPE	W16L	467	1650	146	A6	3000	26
	5526	18,4/15-34	14	TUBE TYPE	W16L	467	1650	153	A6	3650	36
	5602	12,4/11-36	6	TUBE TYPE	W11,DW11	315	1465	121	A6	1450	24
	5603	12,4/11-36	8	TUBE TYPE	W11,DW11	315	1465	126	A6	1700	29
	5612	13,6/12-36	6	TUBE TYPE	W12,DW12	345	1515	125	A6	1650	23
	5613	13,6/12-36	8	TUBE TYPE	W12,DW12	345	1515	129	A6	1850	29
	5642	12,4/11-38	6	TUBE TYPE	W10,W11	315	1515	122	A6	1500	24
	5643	12,4/11-38	8	TUBE TYPE	W10,W11	315	1515	127	A6	1750	29
	5702	13,6/12-38	6	TUBE TYPE	W12	345	1565	126	A6	1700	23
	5703	13,6/12-38	8	TUBE TYPE	W12	345	1565	131	A6	1950	29
	5704	13,6/12-38	10	TUBE TYPE	W12	345	1565	135	A6	2180	33
	5713	14,00-38	8	TUBE TYPE	W12,DW12	345	1565	131	A6	1950	29
	5714	14,00-38	10	TUBE TYPE	W12,DW12	345	1565	135	A6	2180	33
	5723	15,5-38	8	TUBE TYPE	W14L	394	1570	133	A6	2060	26
	5724	15,5-38	10	TUBE TYPE	W14L	394	1570	138	A6	2360	33
	5733	16,9-38	8	TUBE TYPE	W15L	429	1685	141	A6	2575	24
	5734	16,9-38	10	TUBE TYPE	W15L	429	1685	145	A6	2900	30
	5736	16,9-38	14	TUBE TYPE	W15L	429	1685	152	A6	3550	40
	5744	18,4-38	10	TUBE TYPE	W16L	467	1750	147	A6	3075	26
	5746	18,4-38	14	TUBE TYPE	W16L	467	1750	154	A6	3750	36
	5333	16,9/14-30	8	TUBE TYPE	W15L	429	1485	137	A6	2300	25
	5334	16,9/14-30	10	TUBE TYPE	W15L	429	1485	144	A6	2600	28
	5336	16,9/14-30	14	TUBE TYPE	W15L	429	1485	150	A6	3350	34
	5753	15,5-38	8	TUBE TYPE	W14L	394	1570	133	A6	2060	26
	5754	15,5-38	10	TUBE TYPE	W14L	394	1570	138	A6	2360	33
	5763	16,9-38	8	TUBE TYPE	W15L	429	1685	141	A6	2575	24
	5764	16,9-38	10	TUBE TYPE	W15L	429	1685	145	A6	2900	30
		16,9-38	12	TUBE TYPE	W15L	429	1685	148	A6	3150	34
	5766	16,9-38	14	TUBE TYPE	W15L	429	1685	152	A6	3550	40
KNK 55		20.5-25	6	TUBE TYPE / TUBELESS	W13	378	1265	123	A6	1550	20






Référence: E13*106R00/20*16327*00

Annexes: - Rapport Technique
- Fiche de Renseignements du constructeur

Bertrange, le 22 février 2024

COMMUNICATION



Objet 2/:
Concerning 2/:

- ~~DELIVRANCE D'UNE HOMOLOGATION~~
APPROVAL GRANTED
- ~~EXTENSION D'HOMOLOGATION~~
APPROVAL EXTENDED
- ~~REFUS D'HOMOLOGATION~~
APPROVAL REFUSED
- ~~RETRAIT D'HOMOLOGATION~~
APPROVAL WITHDRAWN
- ~~ARRET DEFINITIF DE LA PRODUCTION~~
PRODUCTION DEFINITELY DISCONTINUED

d'un type de pneumatique pour véhicules agricoles conformément au Règlement N° 106
of a type of tyre for agricultural vehicles pursuant to Regulation N° 106


Numéro d'homologation:

Approval number:

E13*106R00/20*16327*00

Marque d'homologation:

Approval mark:


 106R - 0016327

1. **Nom et adresse du fabricant:**
Manufacturer's name and address: ÖZKA LASTİK VE KAÜÇUK SANAYİ TİCARET ANONİM ŞİRKETİ
MAHMUTPASA MAH. KANALYOLU CAD. NO:129
BASISKELE/KOCAELI/TURKEY
2. **Désignation du type de pneumatique 3/:**
Tyre type designation 3/: 9.00-16 TSW KNK 27 128 A6 14PR
- 2.1. **Nom(s) de marque ou marque(s) de fabrique:**
Brandname(s)/trademark(s): ÖZKA/ SEHA/ GTK/ PULMOX
- 2.2. **Désignation(s) commerciale(s) ou nom(s) commerciaux:**
Trade description(s)/Commercial name(s): KNK 27/ SH-450/ TN 70/ TRL 65

3.	Le cas échéant, nom et adresse du représentant du fabricant: If applicable, name and address of manufacturer's representative:	Bedriye AKINCI Donatusstrasse 127-129, 50259 Pulheim (Brauweller)/Germany
4.	Caractéristiques sommaires: Summarized description:	
4.1.	Désignation de la dimension du pneumatique: The tyre size designation:	9.00-16
4.2.	Catégorie d'utilisation: Category of use:	Tractor - steering wheel
4.3.	Structure <u>2</u>/: Structure <u>2</u> /:	diagonale / diagonale ceinturée / radiale diagonal (bias-ply) / bias-belted / radial
4.4.	Code de catégorie de vitesse: Speed category symbol:	A6
4.5.	Indice de capacité de charge: Load-capacity index:	128
4.5.1.	Tracteurs (machines agricoles seulement): For traction (implement only):	not applicable
4.5.2.	Remorques (machines agricoles seulement): For trailer (implement only):	not applicable
4.6.	Montage avec ou sans chambre à air: Whether the tyre is to be fitted with or without an inner tube:	with an inner tube
4.7.	Description du service supplémentaire, le cas échéant: The supplementary service description, if applicable:	not applicable
4.8.	Pression de gonflage (kPa/bar) <u>2</u>/: Inflation pressure (kPa/bar) <u>2</u> /:	462 kPa/ bar
5.	Services techniques, le cas échéant, laboratoires d'essais agréés aux fins d'homologation ou de vérification de la conformité: Technical service and, where applicable, test laboratory approved for purposes of approval or of verification of conformity:	Luxcontrol SA B.P. 349 L-4004 Esch-sur-Alzette
6.	Date du procès-verbal délivré par le service technique: Date of report issued by that service:	06.02.2024
7.	Numéro du procès-verbal délivré par le service technique: Number of report issued by that service:	LC 1370 069 24
8.	Motifs(s) de l'extension (le cas échéant): Reason(s) of extension (if applicable):	not applicable
9.	Observations: Any remarks:	none



10. **Lieu:**
Place: Bertrange
11. **Date:**
Date: 22 février 2024
12. **Signature:**
Signature:

Pour la Ministre de la Mobilité
et des Travaux publics



Pol PHILIPPE
Attaché

Pour la SNCH



Laurent LINDEN
Directeur opérationnel



13. **On trouvera en annexe à la présente communication la liste des documents constituant le dossier d'homologation déposés auprès de l'autorité d'homologation de type qui a délivré l'homologation, et qui peuvent être obtenus sur demande.**
Annexed to this communication is a list of documents in the approval file deposited at the type approval authorities having delivered the type approval and which can be obtained upon request.
see "INDEX TO TYPE-APPROVAL REPORT"

2/ Biffer les mentions inutiles

Strike out what does not apply

3/ Une liste des noms de marques/marques de fabrique ou de désignations commerciales/noms commerciaux peut être jointe en annexe à la présente communication.

A list of brand name(s)/trademark(s) or Trade description(s)/ Commercial name(s) may be annexed to this communication.



Référence: E13*106R00/20*16327*00

Annexes: - Rapport Technique
- Fiche de Renseignements du constructeur

Bertrange, le 22 février 2024

Index du dossier d'homologation Index to type-approval report

	Numéro d'homologation: Approval number:	E13*106R00/20*16327*00
	Révision: Revision:	00
	Marque de fabrique: Trade mark:	ÖZKA/ SEHA/ GTK/ PULMOX
	Type: Type:	9.00-16 TSW KNK 27 128 A6 14PR
1.	Procès-verbal d'essai: Test report:	N° LC 1370 069 24
	- Technical report:	Page(s) 1 to 4;
	- Index:	Page(s) 1;
	- Communication as numbered in standard:	Annex A – Page(s) 1 & 2;
	- Test results:	Annex B – Page (s) 1 to 7.
2.	Dossier du constructeur: Report of the manufacturer:	N° 9.00-16 TSW KNK 27 128 A6 14PR
	- Manufacturer's information document:	Page(s) 1 & 2;
	- Range of tire size(s):	Annex 1 – Page(s) 1;
	- Sample drawing of the tyre:	Annex 2 – Page(s) 1 to 4.
3.	Autres documents annexés: Other documents annexed:	not applicable
4.	Date de délivrance de l'homologation initiale: Date of issue of initial type approval:	22.02.2024
5.	Date de la dernière délivrance de pages révisées: Date of last issue of revised pages:	not applicable
6.	Date de la dernière délivrance d'une homologation révisée: Date of last extension:	not applicable

TECHNICAL REPORT

No.: LC 1370 069 24

Inspection concerning

Pneumatic Tyres for Agricultural Vehicles

performed according to

ECE-Regulation No. 106
series of amendments: 00
Including supplement: 20

Type approval previously granted: **Not Applicable**

Contents:

1. General
 2. Test details
 3. Statement of compliance
- Index

A reproduction of this report and its annexes, except in full, is prohibited without the written permission of Luxcontrol s.a.



1. General

Manufacturer Name and Address: **ÖZKA LASTİK VE KAÜÇUK SANAYİ TİCARET ANONİM ŞİRKETİ
MAHMUTPAŞA MAH. KANALYOLU CAD. NO.129
BAŞISKELE/KOCAELİ/TURKEY**

**Assembly plant:
ÖZKA LASTİK VE KAÜÇUK SANAYİ TİCARET ANONİM ŞİRKETİ BAŞYİĞİT ŞUBESİ
KARADENİZLİLER MAH. BAŞYİĞİT CAD. NO:178
BAŞISKELE/KOCAELİ/TURKEY**

~~Vehicle Type~~

~~Or component or STU Type:~~ **9.00-16 TSW KNK 27 128 A6 14PR**

2. Test details

	Inspector	Location of test:	Date of receipt of test item:	Date of test/audit:
Main Report	Ayhan Şirvani (Type Approval Engineer)	Tires tested at: Mobilite Laboratory Sanayi Mah.Yankı Sokak No:130/B Kocaeli/Turkey	02 January 2024	14 January 2024 (Dimension Measurement and Burst Test)

2.1 Tests Required

Yes, NA, See Report ... / Approval ... / Annex ...

Markings:
Section Width:
Outer Diameter:
Tyre Resistance to Bursting Test:
Load/Speed Test:

Yes
Yes
Yes
Yes
NA

2.2 Tyre Specification

Tyre Size Designation:
Category of Use:
Structure:
Speed Category Symbol:
Load Capacity Index:
Factor (x)

9.00-16
Tractor - steering wheel
diagonal (bias-ply)
A6
128
NA



2.3. Remarks

2.3.1. Main report

The worst case tyre criteria for the burst resistance test was chosen according to the dimensionally biggest tyre with the highest inflation pressure.

There is only one variant/version tyre size produced so the 9.00-16 TSW KNK 27 128 A6 14PR tyre was tested with max. 10 bar test pressure acc. to Annex 8 of ECE R106.

Also, the measurements were taken and markings were checked acc. to Annex 6 of ECE R106.



3. Statement of compliance

The inspections items and measurements carried out have shown the compliance of the type described in this technical report and the attached Annexes with the requirements of the standard as stated on page 1.

İstanbul/Turkey, February 6, 2024

Luxcontrol s.a.
Service Homologation-automobile

Ayhan Şirvani
Ingénieur-Inspecteur

Onur Yavuz
Ingénieur-Inspecteur



Details to the information package, including a summary in chronological order, concerning extensions and/or amendments

Type-approval previously granted: **Not applicable**

Main Report

Technical Report No.: LC 1370 069 24	4 Pages
Index	1 Page

List of Annexes:

A: Communication as numbered in the standard	2 Pages
B: Test results	7 Pages
C: Information folder	7 Pages

Content of information folder:

- Manufacturer's information document	Pages 1 to 2
- Range of Tyre Sizes	Page 3
- Sample Drawings of Tyres (arrangement of tyre marking)	Pages 4 to 7



COMMUNICATION AS NUMBERED IN THE STANDARD

[1.] Manufacturer's name and address:

**ÖZKA LASTİK VE KAÇUK SANAYİ TİCARET
ANONİM ŞİRKETİ
MAHMUTPAŞA MAH. KANALYOLU CAD. NO.129
BAŞISKELE/KOCAELİ/TURKEY**

Assembly plant:

**ÖZKA LASTİK VE KAÇUK SANAYİ TİCARET
ANONİM ŞİRKETİ BAŞYİĞİT ŞUBESİ
KARADENİZLİLER MAH. BAŞYİĞİT CAD. NO:178
BAŞISKELE/KOCAELİ/TURKEY**

[2.] Tyre type designation: **9.00-16 TSW KNK 27 128 A6 14PR**

[2.1.] Brand name(s)/trademark(s): **ÖZKA/ SEHA/ GTK/ PULMOX**

[2.2.] Trade description(s)/Commercial name(s): **KNK 27/ SH-450/ TN 70/ TRL 65**

[3.] If applicable, name and address of manufacturer's representative:

**Bedriye AKINCI
Donatusstrasse 127-129 50259
Pulheim (Brauweiler)/Germany**

[4.] Summarized description: **See below**

[4.1.] The tyre size designation: **9.00-16**

[4.2.] Category of use: **Tractor - steering wheel**

[4.3.] Structure: **diagonal (bias-ply)/~~bias belted~~/radial** ⁽¹⁾

[4.4.] Speed category symbol: **A6**

[4.5.] Load-capacity index: **128**

[4.5.1.] for traction (implement only): **Not applicable**

[4.5.2.] for trailer (implement only): **Not applicable**

[4.6.] Whether the tyre is to be fitted with or without an inner tube: **with an inner tube**

[4.7.] The supplementary service description, if applicable: **Not applicable**



[4.8.] Inflation pressure (kPa/~~bar~~)⁽¹⁾: **462**

[8.] Reason(s) for extension of approval: **Not applicable**

[9.] Any remarks: **Approval to Supplement 20**

(1) Strike out what does not apply

E13*106R00/20*16327*00
Société Nationale de Certification et d'Homologation



1. Test results:

Markings

3.1.	Tyres bear:	
3.1.1.	Manufacturer's trade name or mark;	Yes
3.1.2.	Trade Description/Commercial Name;	Yes
3.1.3.	Tyre Size Designation;	Yes
3.1.4.	An indication of the structure as follows:	Yes
3.1.4.1.	- On diagonal (bias-ply) tyres, no additional marking*	
3.1.4.2.	- On radial ply tyres, optionally, the word "RADIAL" *	
3.1.4.3.	- On bias belted tyres, the words "BIAS BELTED" *	
	<i>*Strikethrough, as appropriate.</i>	
3.1.5.	"Service description" (load capacity index with a speed category symbol), as defined in paragraph 2.29;	Yes
3.1.5.1.	In the case of an implement tyre, the service description supplemented with the relevant application symbol;	NA
3.1.5.2.	In the case of an implement tyre for mixed applications, two service descriptions – one for 'trailer' applications and the other for 'traction';	NA
3.1.6.	Supplementary service description, if applicable;	NA
3.1.7.	In the case of a special tread tyre, inscription 'DEEP' (or "R-2" or "LS-3" or "HF-3" or "HF-4");	NA
3.1.7.1.	<i>"DEEP" and "R-2" identify special tread tyres for tractor drive wheels.</i>	
3.1.8.	In the case of a tractor steering wheel tyre that is not already marked, as per paragraph 2.18.6, the inscription: - "F-1"* - "F-2"* - "F-3"* <i>*Strikethrough, as appropriate.</i>	NA
2.18.13.	The letters 'LS' after the nominal rim diameter marking in case of log-skidder tyres for forestry machines	NA
3.1.9.	The inscription 'LS-3' identifies special tread tyres in the case of log-skidder tyres for forestry machines.	NA
3.1.10.	Inscription "IMPLEMENT" in the case of an implement tyre that is not already marked, as per paragraph 2.18.5;	NA
3.1.10.1.	Inscription 'I-3' for implement tyres with traction tread, as identified in Annex 5, Tables 5 and 6;	NA
3.1.11.	Word "TUBELESS" if the tyre is designed for use without an inner tube;	NA



3.1.12.	Inscription "... bar MAX" (or "... kPa MAX") inside the pictogram shown in Annex 11, to notify the cold inflation pressure that shall not be exceeded for bead seating during tyre mounting;		Yes
3.1.13.	The inscription "R-3" for tractor drive wheel tyres with shallow tread as identified in Annex 5, Table 2.		NA
3.1.14	The inscription "R-4" in the case of a construction application tyre, identified in Annex 5, Table 9, that is not already marked as per paragraph 2.18.12. above.		NA
3.1.15	The inscriptions "HF-1", "HF-2", "HF-3", or "HF-4" in the case of high-flotation tyres for tractor drive wheels or forestry machines listed in Annex 5 Table 7.		NA
3.1.15.1.	<i>"HF-3" and "HF-4" identify special tread tyres.</i>		
3.1.16.	An indication, in kPa, of the inflation pressure to be adopted for measurements (as specified in Annex 6 paragraph 1) and for the tyre resistance to bursting (as specified in Annex 8 paragraph 2.1) and, if applicable, the load/speed test (as specified in Annex 9 paragraph 2.3). This marking shall be preceded by the symbol "@" or the word "at" (e.g. "@ 240 kPa" or "at 240 kPa") and be placed near the service description, either after or below.		Yes
3.1.16.1.	<i>However, this indication shall not be mandatory on any tyre first type approved before the entry into force of Supplement 16 to this Regulation.</i>		
3.2.	Tyres submitted for approval shall bear on one sidewall only the following markings:		
3.2.1.	Tyre is marked with the date of manufacture in the form of a group of four digits, the first two showing the week and the last two the year of manufacture:	5223	Yes
	<i>Note: This marking is not mandatory on any tyre submitted for approval until two years after the date of entry into force of this regulation.</i>		
3.2.2.	A free space sufficiently large to accommodate an approval mark as shown in Annex 2 to this Regulation.		Yes
<u>Position of Markings</u>			
3.3.	The markings referred to in paragraph 3.1. and the approval mark prescribed in paragraph 5.4. of this Regulation shall be clearly legible, indelible and raised above or sunk below the tyre surface.		Yes
3.4.	<i>Note: Annex 3 gives examples of the arrangement of tyre markings.</i>		



Measuring Tyre Dimensions

Ann. 6, 1.	Inflation pressure	462	kPa	Yes
------------	--------------------	-----	-----	-----

Note: The tyre shall be mounted on the measuring rim specified by the manufacturer

Section Width

6.1.1.	Section width calculated by $S = S1 + K (A-A1)$:	234	mm	Yes
--------	---	-----	----	-----

S is the section width (in mm) related to the measuring rim;
 $S1$ is the nominal section width (in mm) as shown on the sidewall of the tyre in the tyre designation;
 A is the width (in mm) of the measuring rim;
 $A1$ is the width (in mm) of the theoretical rim;
 Note: It is taken to equal $S1$ multiplied by the factor X as specified by the tyre manufacturer
 K is 0.4

6.1.2.	Note: For the types of tyre for which the size designation is given in the first column of the tables in Annex 5, the theoretical rim width ($A1$) and the nominal section width ($S1$) are given opposite the tyre designation in those tables.			
--------	--	--	--	--

	Measured overall width	245,2	mm	Yes
--	------------------------	-------	----	-----

The overall width is measured by calliper at six equally - paced points, account being taken of the thickness of the protective ribs or bands. The highest measurement so obtained is taken as the overall width.

Ann. 6, 4.				
------------	--	--	--	--

6.3.2.	Overall width of the tyre does not exceed the section width by more than:			Yes
--------	---	--	--	-----

- Radial construction + 5 %
- Diagonal (bias) construction + 8 %

Note: The overall width of a tyre may be less than the section width determined pursuant to paragraph 6.1., or shown in Annex 5;

Note: For the types of tyre for which the size designation is given in the first column of the tables in Annex 5, the allowed percentages are those given in the relevant tables, if any.

Outer Diameter

6.2.1.	For sizes not listed in Annex 5,			NA
--------	----------------------------------	--	--	----

	Outer diameter calculated by $D = d + 2 H$	848	mm	Yes
--	--	-----	----	-----

	d is the conventional number denoting the nominal rim diameter (in mm);	406	mm	Yes
--	---	-----	----	-----

Note: See paragraph 2.19 of regulation

	For sizes not listed in Annex 5, H is the nominal section height (in mm) and is equal to	NA	mm	NA
--	--	----	----	----

$$H = 0.01 \times Ra \times S_1.$$

Ra is the nominal aspect ratio

$S1$ is the "nominal section width" in mm

6.4.1.1.	For sizes listed in Annex 5, $H = 0.5 (D - d)$.	221	mm	Yes
----------	--	-----	----	-----

Note: For the types of tyres for which the size designation is given in the first column of the tables in Annex 5, the outer diameter (D) and the nominal rim diameter (d) are given opposite the tyre designation in those tables.

6.2.2.				
--------	--	--	--	--

6.4	Tyre outer diameter; specification of tolerances			
-----	--	--	--	--

6.4.1	$D_{\min} = d + 2 (H \times a)$;	830	mm	Yes
-------	-----------------------------------	-----	----	-----

	$D_{\max} = d + 2 (H \times b)$.	860	mm	Yes
--	-----------------------------------	-----	----	-----

Where

	$H_{\min} = H \cdot a$, rounded to the nearest mm	212	mm	Yes
--	--	-----	----	-----

	$H_{\max} = H \cdot b$, rounded to the nearest mm	227	mm	Yes
--	--	-----	----	-----

H and d are defined in 6.2.1 and 6.4.1.1 above.



6.4.2. Coefficients 'a' and 'b' are respectively:

Category of Use	Radial		Diagonal (bias)	
	a	b	a	b
Steering wheels	0.96	1.04	0.96	1.07
Tractor drive wheels and forestry machines – normal	0.96	1.04	0.96	1.07
Tractor drive wheels and forestry machines – special	1.00	1.12	1.00	1.12
Implement	0.96	1.04	0.96	1.07
Construction applications	0.96	1.04	0.97	1.07

6.4.3. Note: For the types of tyre for which the size designation is given in the first column of the tables in Annex 5, the allowed percentages are those given in the relevant tables, if any.

Ann 6, 5. Measured outer diameter mm
Note: The outer diameter is determined by measuring the maximum circumference and dividing the figure so obtained by π (3,1416).

6.4.1. Outer diameter of the tyre is not outside the values D_{min} and D_{max} .

Tyre Resistance to Bursting Test

Preparing the Tyre

Ann 8, 1.1. Mount a new tyre on the test equipment. Wheels used for the test shall be suitable to withstand, with no deformation, the highest value of pressure achievable during the test.

Ann 8, 1.2. Carefully centre the tyre beads on the retention device and adjust the outer distance of the tyre beads to a value corresponding to the width of the rim specified by the manufacturer pursuant to paragraph 4.1.10. of this Regulation.

Ann 8, 1.3. Tyre filled with water, taking care that all the air inside the tyre is expelled.

Test Procedure

Ann 8, 2.1. Apparatus activated and the pressure of the water inside the tyre is increased in order to progressively reach the limit given by two and half times the pressure specified by the tyre manufacturer.

Ann 8, 2.1.1. Limit value is not lower than 6 bar (600 kPa) or kPa higher than 10 bar (1000 kPa):

Ann 8, 2.2. Value of the pressure maintained constant for at least 10 minutes.

Ann 8, 2.3. Pressure of the water progressively decreased to zero and tyre drained.

Ann 8, 2.4. Whilst the pressure of the water inside the tyre is higher than the ambient pressure, nobody stands inside the test room and it is safely locked.



Equivalent Test Method

Ann 8, 3. If a method other than that described above is used, its equivalence has been demonstrated. NA

Load/Speed Test

(Applicable for new tyres marked with the speed category 'D'.)

Preparing the Tyre

Ann 9, 2.1. New tyres mounted on the test rim specified by the manufacturer. NA

Ann 9, 2.1.1. To seat the beads, the maximum pressure marked on the tyre sidewalls is not exceeded. NA

Ann 9, 2.2. New inner tube used when testing tyres with inner tubes (i.e. tyres not bearing the marking "Tubeless"). NA

Ann 9, 2.3. With the tyre beads properly seated on the rim, tyre inflated to the pressure specified by the tyre manufacturer: NA kPa NA

Ann 9, 2.4. Tyre and wheel assembly conditioned at test room temperature for no less than three hours. NA

Ann 9, 2.5. Tyre pressure readjusted to that specified in paragraph 2.3 above. NA

Ann 9, 2.6. On request of the tyre manufacturer, test programme is either:
 - In a laboratory on a test drum*
 - ~~On a road using a trailer*~~
Strikethrough, as appropriate. NA

Test Procedure on a Test Drum

Ann 9, 3.1. Tyre and wheel assembly mounted on the test axle and pressed against the outer face of a smooth power-driven test drum of at least 1,700 mm ± 1 % in diameter, having a surface at least as wide as the tyre tread. NA

Ann 9, 3.1.1. *Note: Drum widths narrower than the tyre tread pattern may be used if the tyre manufacturer agrees.*

Ann 9, 3.2. Test drum speed is 20 km/h. NA

Ann 9, 3.3.-3.3.1. Series of masses applied to the test axle, in accordance with the load/speed test programme shown below, with reference to the test load, which equates to the mass corresponding to load index marked on the tyre in case of tyres marked with speed symbol D. NA



Load Speed Test Programme			
Tyre Speed Category Symbol	Test Step	Percentage of Test Load	Duration (hours)
D	1	66 per cent	7
	2	84 per cent	16
	3	101 per cent	24

Ann 9, 3.4.	In the case of a test drum larger than $1,700 \pm 1$ per cent, the above 'percentage of test load' is increased as follows: $F_1 = K \cdot F_2$ where: $\kappa = \sqrt{\frac{(R_1/R_2) \cdot (R_2 + RT)}{(R_1 + RT)}}$ <i>R₁ is the diameter of the test drum (in mm);</i> <i>R₂ is the diameter of the reference test drum of 1,700;</i> <i>R_T is the tyre outer diameter (in mm);</i> <i>F₁ is the percentage of the load to be applied for the test drum;</i> <i>F₂ is the percentage of the load, as per the above table, to be applied for reference test drum of 1,700 mm.</i>	NA
Ann 9, 3.5.	Tyre pressure is not corrected throughout the test and the test load is kept constant throughout each of the three test steps.	NA
Ann 9, 3.6.	During the test, temperature in the test room is maintained between 20 °C and 30 °C: <input type="text" value="NA"/> °C <i>Note: May be another temperature if the manufacturer agrees.</i>	NA
Ann 9, 3.7.	Load/speed test programme carried out without interruption.	NA
<u>Test Procedure on a Trailer</u>		
Ann 9, 4.1.	Two new tyres of the same type mounted on a trailer.	NA
Ann 9, 4.2.	Mass applied on the trailer in order that each tyre be equally loaded with a test load corresponding to the load carrying capacity allowed for that tyre type at 15 km/h (see load variations in Annex 7).	NA
Ann 9, 4.3.	Trailer run at a constant speed of 15 km/h \pm 1 km/h for 48 hours.	NA
Ann 9, 4.3.1.	Temporary interruptions are compensated by an additional run-in of 5 minutes for every 20 minutes of interruption.	NA
Ann 9, 4.4.	Tyre pressure is not corrected and the test load is kept constant throughout the test.	NA
Ann 9, 4.5.	During the test, the ambient temperature is <input type="text" value="NA"/> °C between 5 °C and 30 °C: <i>Note: May be another temperature if the manufacturer agrees.</i>	NA
<u>Equivalent Test Method</u>		
Ann 9, 5.	If a method other than those described above is used, its equivalence is demonstrated.	NA




2. Remarks

The inspection results are only applicable to items which have been tested.

3. Test facilities

Calibration of measuring and test equipment used to carry out the inspections is in accordance with the ECE-Regulation stated on page of this report and with ISO 17025:2017.

	INFORMATION DOCUMENT ACCORDING TO ECE R106.00 to Supplement 20 UNIFORM PROVISIONS CONCERNING THE APPROVAL OF PNEUMATIC TYRES FOR AGRICULTURAL VEHICLES AND THEIR TRAILERS	Document Number	9.00-16 TSW KNK 27 128 A6 14PR
		Original Date	02.01.2024
		Extension Number	--
		Extension Date	--

1. GENERAL


E13*106R00/20*16327*00

Société Nationale de Certification et d'Homologation

1.1. The brand name(s)/trademark(s)	ÖZKA/ SEHA/ GTK/ PULMOX
1.2. The trade description(s)/commercial name(s)	KNK 27/ SH-450/ TN 70/ TRL 65
1.3. Company Name and address of manufacturer	ÖZKA LASTİK VE KAUÇUK SANAYİ TİCARET ANONİM ŞİRKETİ MAHMUTPAŞA MAH. KANALYOLU CAD. NO.129 BAŞİSKELE/KOCAELİ/TURKEY
1.4. Name(s) and address(es) of assembly plant(s)	ÖZKA LASTİK VE KAUÇUK SANAYİ TİCARET ANONİM ŞİRKETİ BAŞYİĞİT ŞUBESİ KARADENİZLİLER MAH. BAŞYİĞİT CAD. NO:178 BAŞİSKELE/KOCAELİ/TURKEY
1.5. Name and address of the manufacturer's representative	Bedriye AKINCI Donatusstrasse 127-129 50259 Pulheim (Brauweiler)/Germany

2. CHARACTERISTICS OF THE TYRES

2.1. Tyre type designation	9.00-16 TSW KNK 27 128 A6 14PR
2.2. The tyre size designation	9.00-16
2.3. The category of use	Tractor - steering wheel
2.4. The structure	diagonal (bias-ply)
2.5. The speed category symbol	A6
2.6. The load-capacity index of the tyre, specifying in case of implement tyres that for traction (only) and that for trailer application, if applicable	128

	INFORMATION DOCUMENT ACCORDING TO ECE R106.00 to Supplement 20 UNIFORM PROVISIONS CONCERNING THE APPROVAL OF PNEUMATIC TYRES FOR AGRICULTURAL VEHICLES AND THEIR TRAILERS	Document Number	9.00-16 TSW KNK 27 128 A6 14PR
		Original Date	02.01.2024
		Extension Number	--
		Extension Date	--

2.7. Whether the tyre is to be fitted with or without an inner tube	Tube Type
2.8. The supplementary service description, if applicable	Not Applicable
2.9. The tyre/rim configuration	Rim permitted: 6 Rim alternative: Not Applicable
2.10. The inflation pressure (bar or kPa or psi) for measurements	462 kPa (4,62 bar)
2.11. The cold inflation pressure for bead seating	250 kPa (2,5 bar)
2.12. The test pressure in kPa (or in bar)	1000 kPa (10 bar)
2.13. The factor X	Not Applicable

LIST OF ANNEXES

ANNEX NO	DEFINITION	PAGE
Annex-1	Range of Tyre Sizes	1
Annex-2	Sample Drawing of The Tyre (arrangement of tyre marking)	4

E13*106R00/20*16327*00

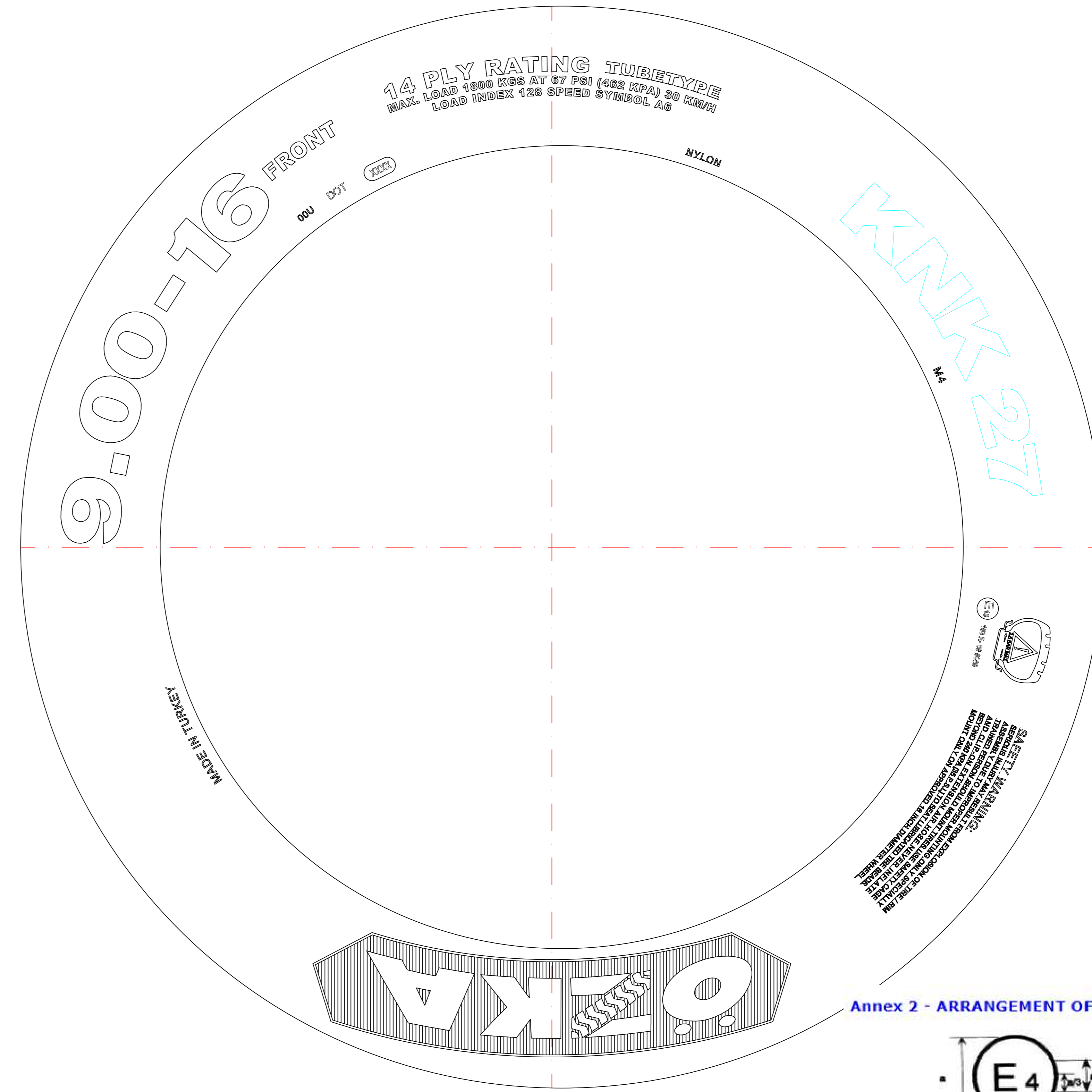
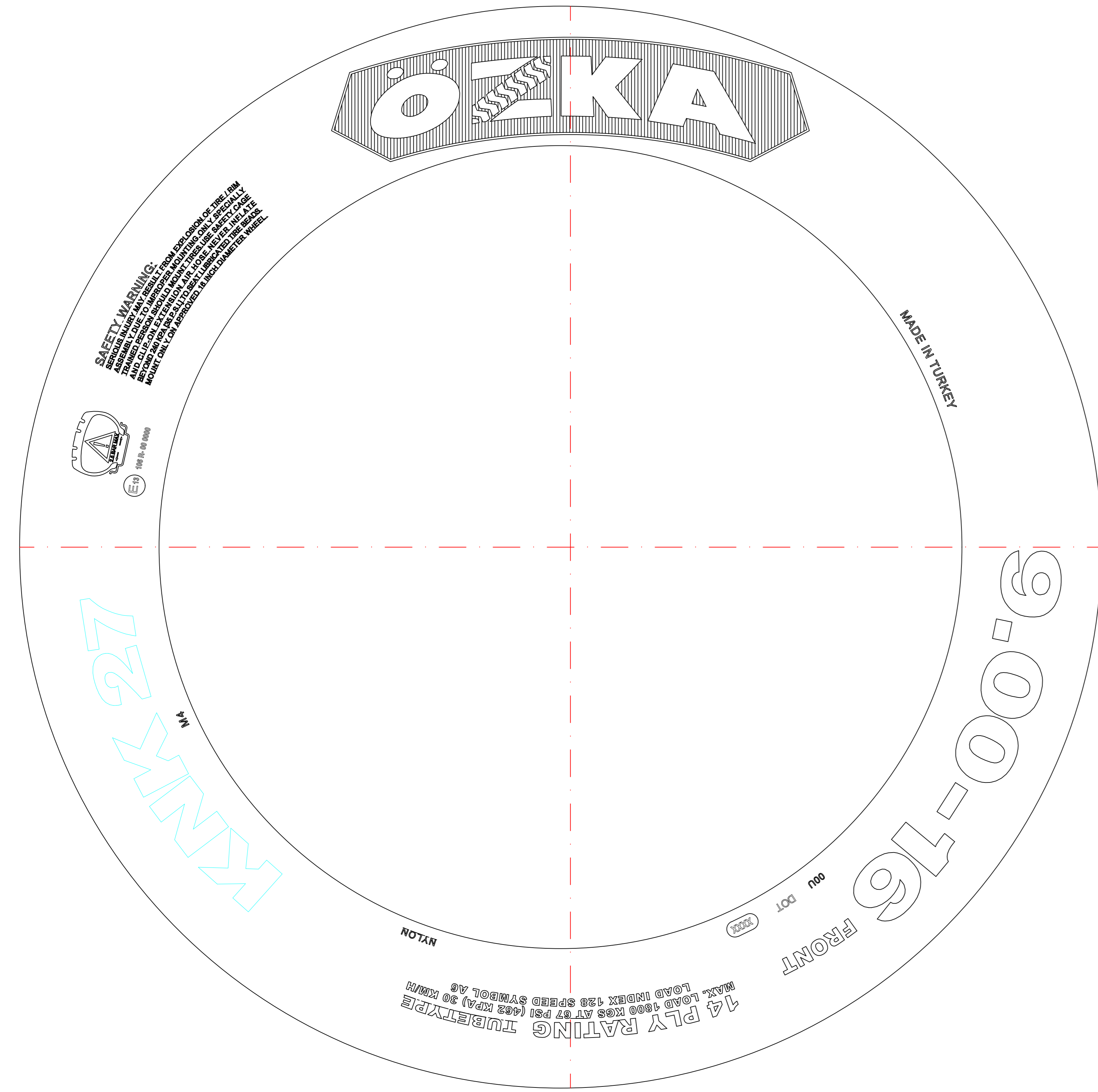
Société Nationale de Certification et d'Homologation

Range of Tyre Sizes																	
Brand	The tyre size designation		The tyre/rim configuration		Service Description		Supplementary Service Description		Max. Load Info (kg)	Inflated Unloaded Dimensions		Pressure (kPa)	Tread Pattern	Tubeless/Tube Type	Ply Rate	Category of use	The Factor X
	Tyre Size	Type	RIM (PERMITTED)	RIM (ALTERNATIVE)	Load Index	Speed Category	Load Index	Speed Category		Section Width (mm)	Overall Diameter (mm)						
ÖZKA	9.00-16	9.00-16 TSW KNK 27 128 A6 14PR	6	NA	128	A6	NA	NA	1800	234	848	462	KNK 27	Tube Type	14	Tractor - steering wheel	NA
SEHA	9.00-16	9.00-16 TSW KNK 27 128 A6 14PR	6	NA	128	A6	NA	NA	1800	234	848	462	SH-450	Tube Type	14	Tractor - steering wheel	NA
GTK	9.00-16	9.00-16 TSW KNK 27 128 A6 14PR	6	NA	128	A6	NA	NA	1800	234	848	462	TN 70	Tube Type	14	Tractor - steering wheel	NA
PULMOX	9.00-16	9.00-16 TSW KNK 27 128 A6 14PR	6	NA	128	A6	NA	NA	1800	234	848	462	TRL 65	Tube Type	14	Tractor - steering wheel	NA

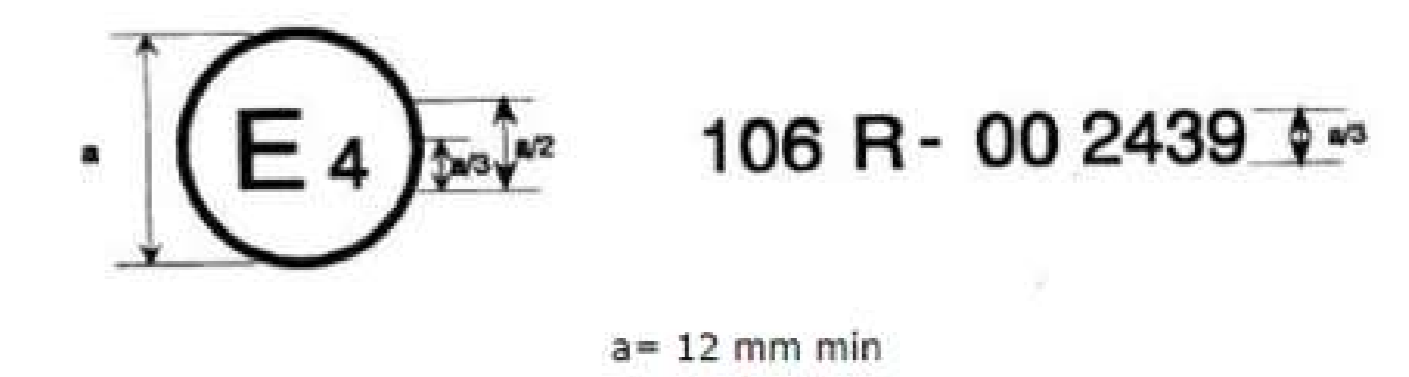
E13*106R00/20*16327*00

Société Nationale de Certification et d'Homologation

Annex-2

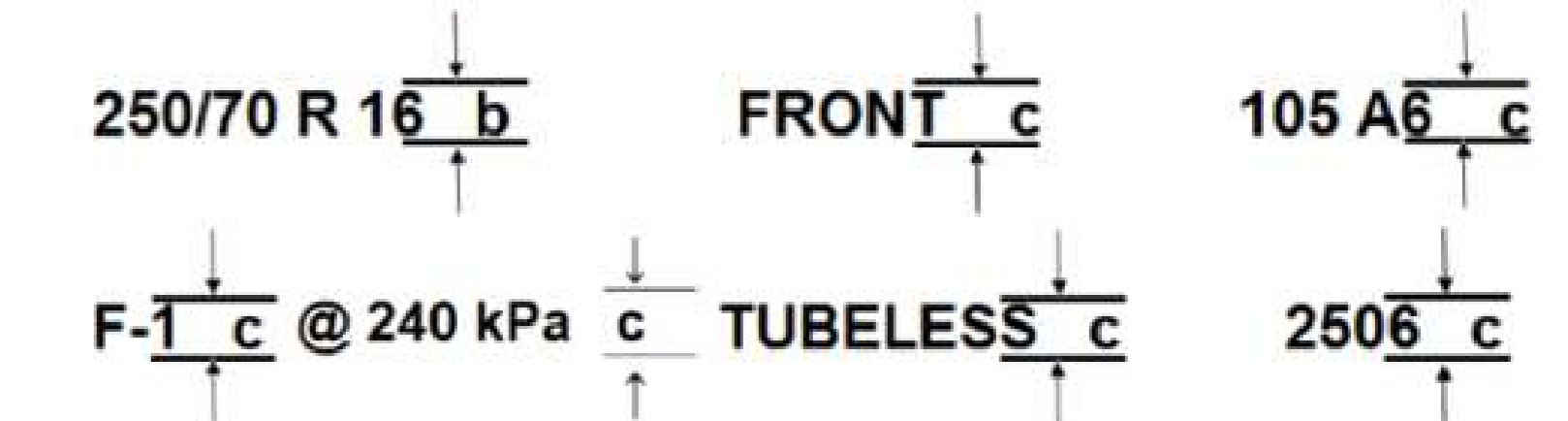


Annex 2 - ARRANGEMENT OF APPROVAL MARK



Annex 3 - ARRANGEMENT OF TYRE MARKINGS

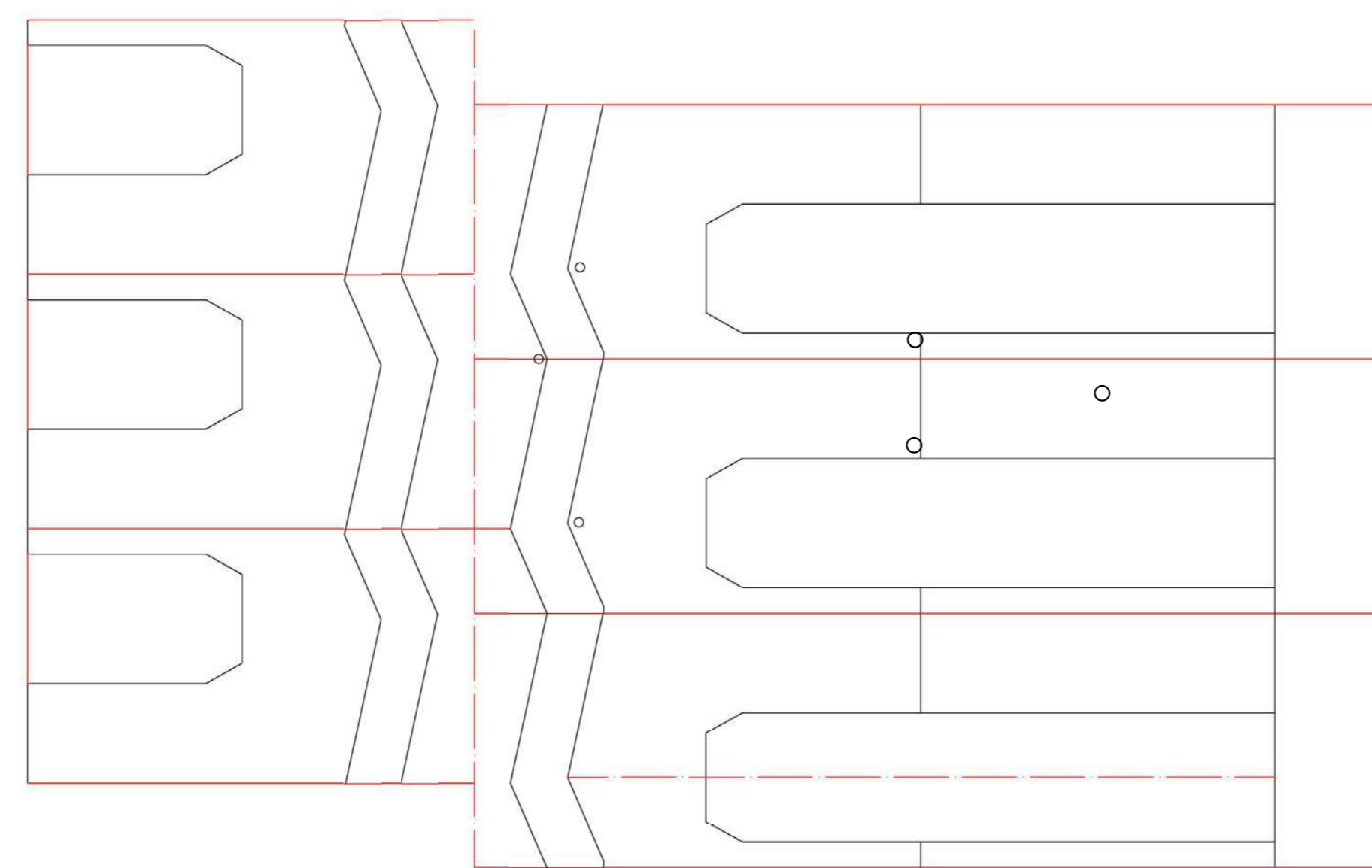
PART B: STEERING WHEEL TYRES FOR AGRICULTURAL AND FORESTRY TRACTORS
Example of the markings to be borne by types of tyres complying with this Regulation



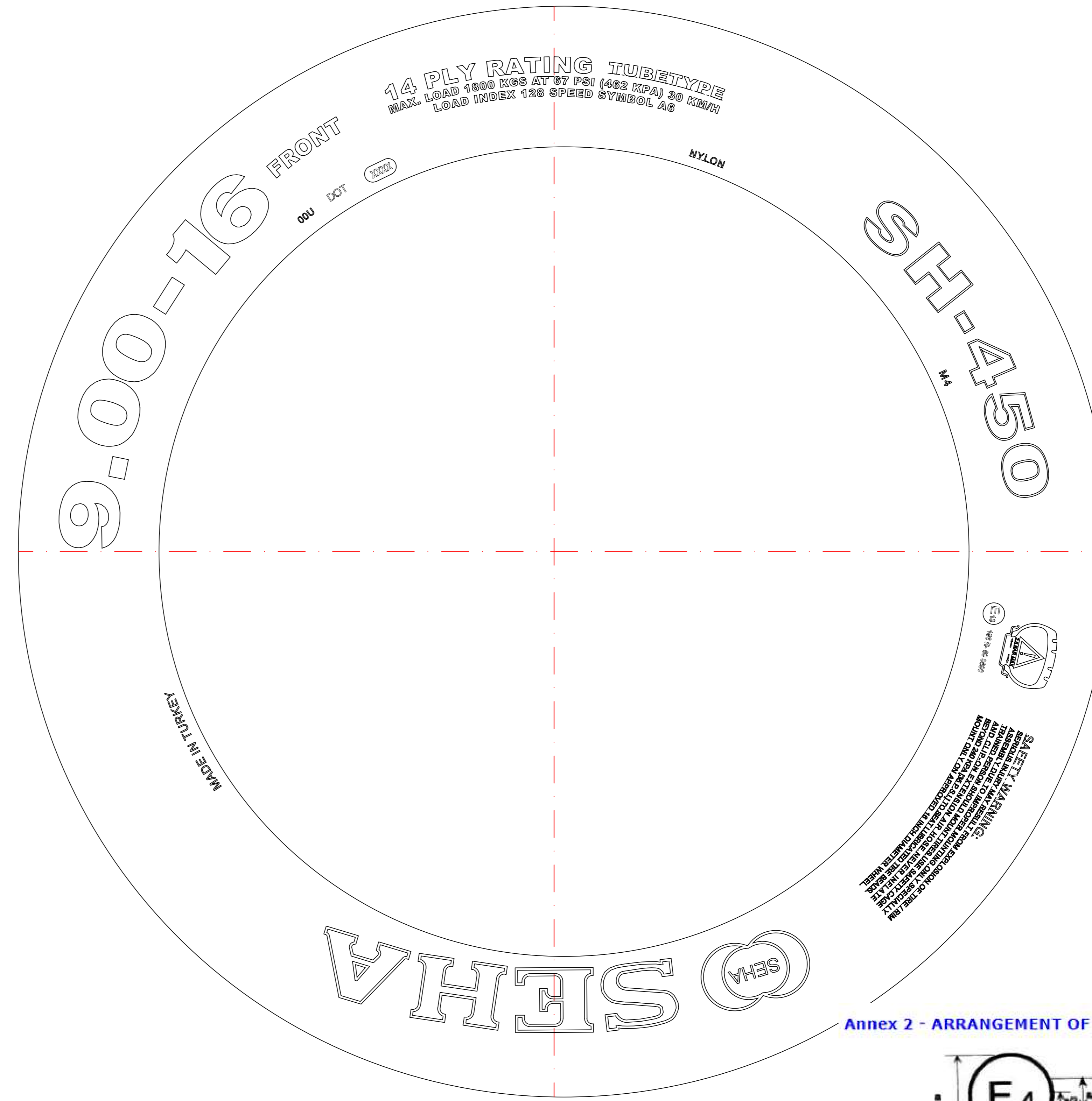
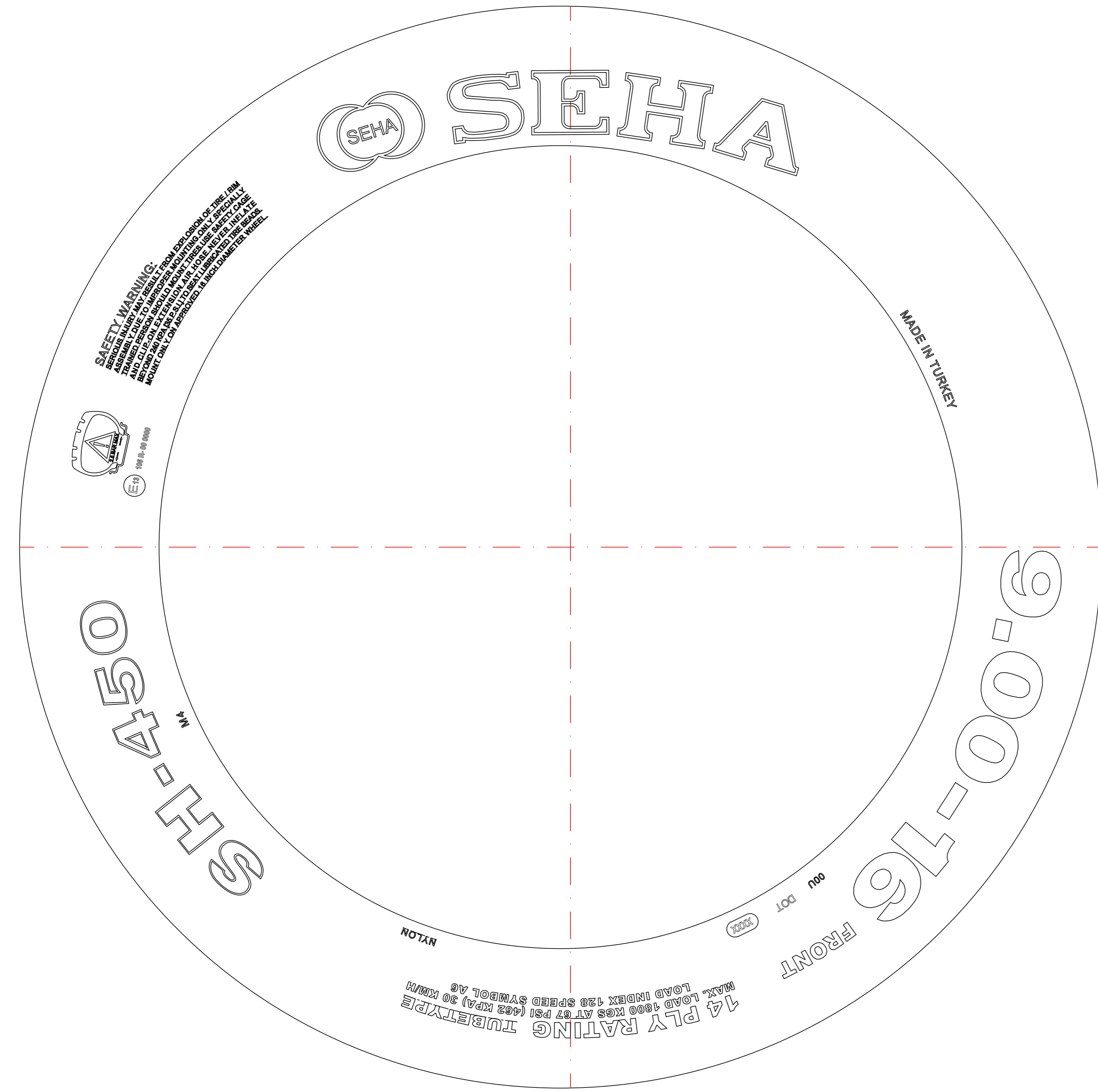
MINIMUM HEIGHTS OF MARKINGS (MM)

Tyres of Nominal Section Width	Tyres of rim diameter code		
	Up to 12	13 to 19.5	20 and above
up to 130	b = 4 c = 4	b = 6 c = 4	b = 9 c = 4
135 to 235	b = 6 c = 4	b = 6 c = 4	b = 9 c = 4
240 and above	b = 9 c = 4	b = 9 c = 4	b = 9 c = 4

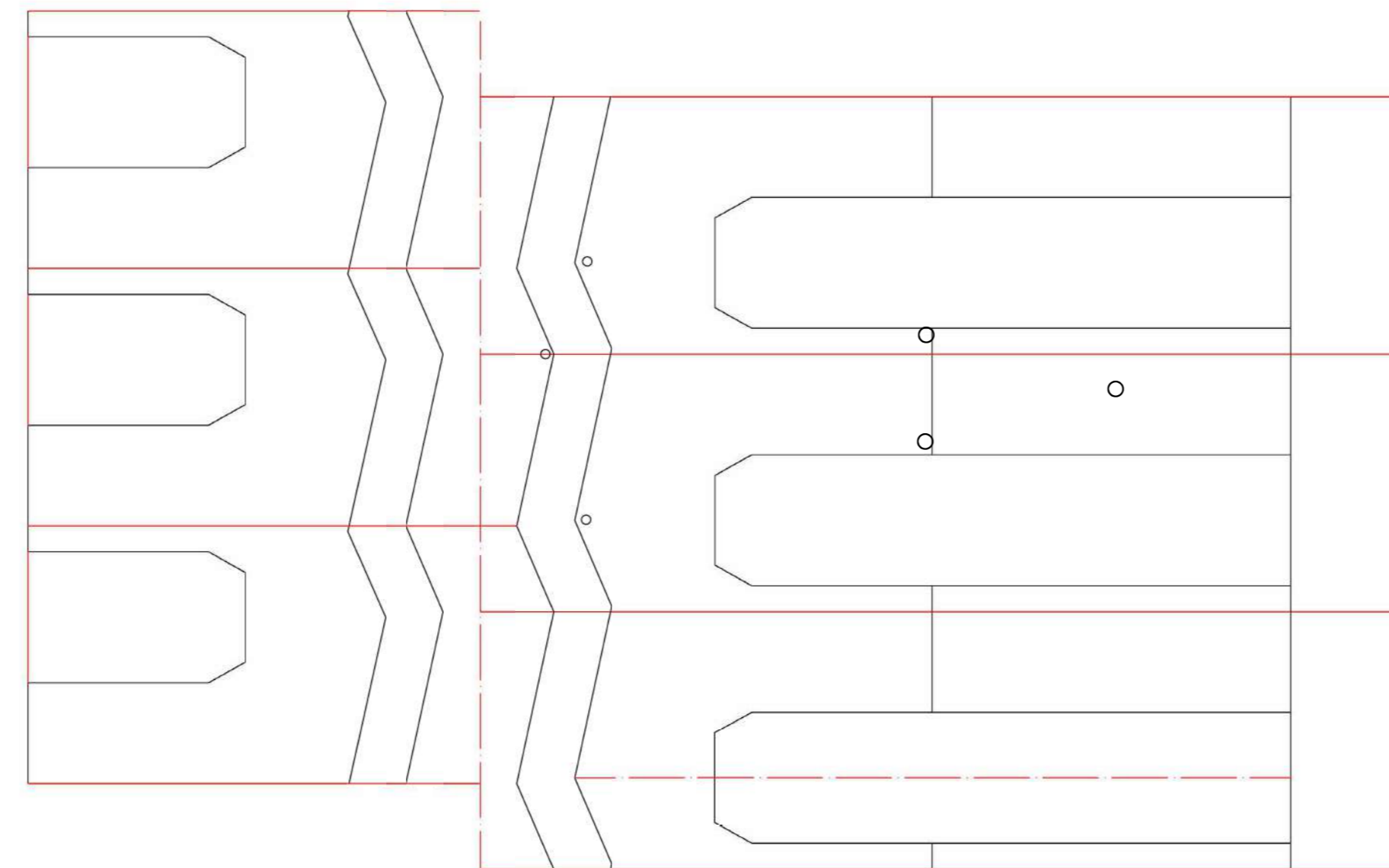
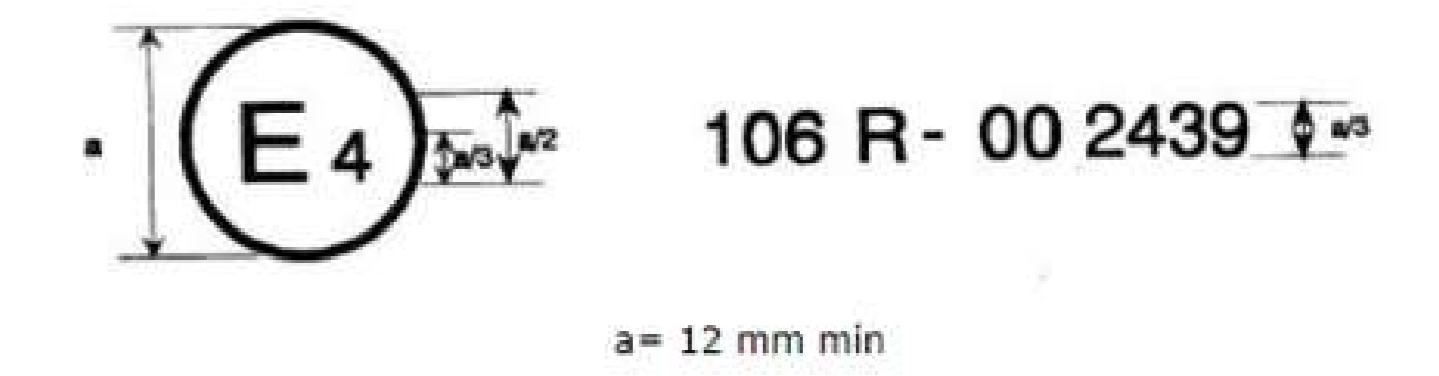
Note: Arrangement of tyre markings are made as specified according to Annex-2 and Annex-3 of ECE Regulation 106 as stated above.



	Malzeme Material	Revizyon no / tarih Revision no / date	Sayfa Sheet 1	Mak. no / Mac. no	Tarih/Date 02.01.2024
Çizen Drawn by B.OKUR	Kontrol Checked by K.CİFTÇI	Onay Approved by K.CİFTÇI	ölçek scala	Parça no / Part no	Format
Alakali çizim Relevant Drawing			 LAST K VE KAUCUK		
Parça adı Description					
9.00-16 KNK 27					

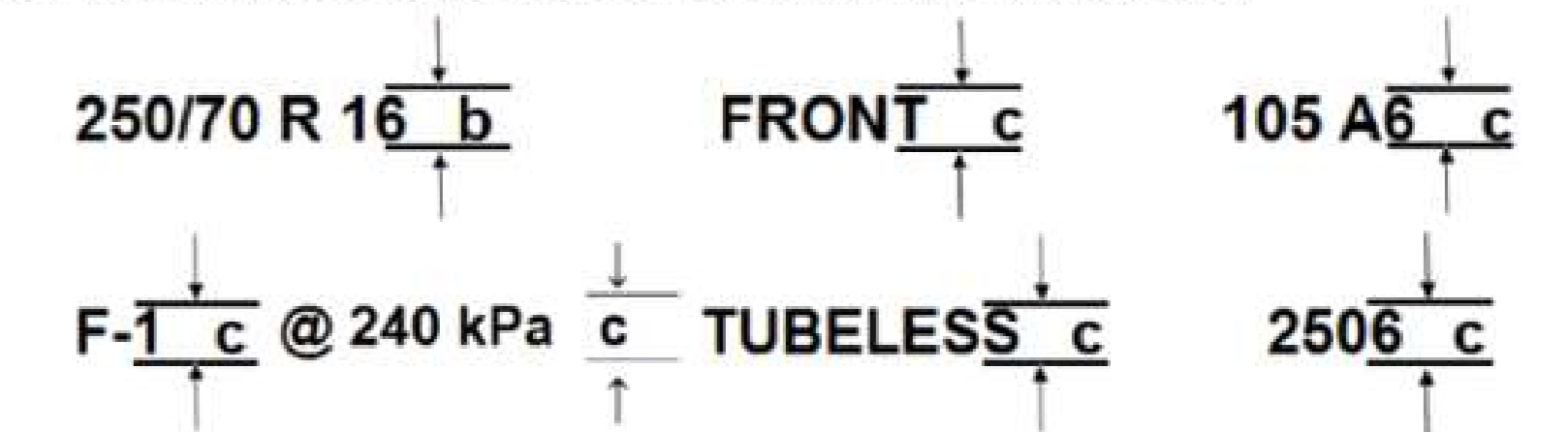


Annex 2 - ARRANGEMENT OF APPROVAL MARK



Annex 3 - ARRANGEMENT OF TYRE MARKINGS


PART B: STEERING WHEEL TYRES FOR AGRICULTURAL AND FORESTRY TRACTORS
Example of the markings to be borne by types of tyres complying with this Regulation



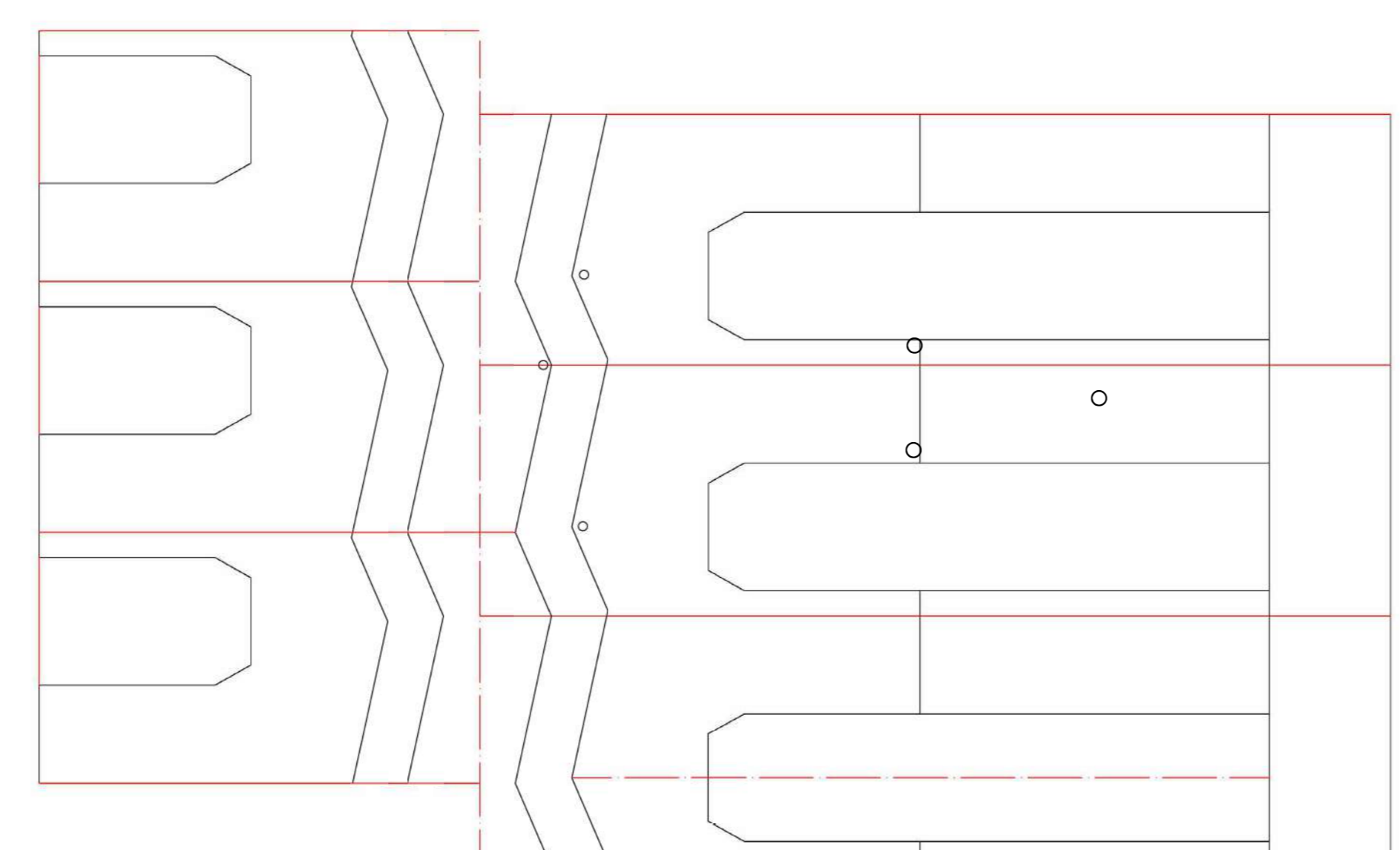
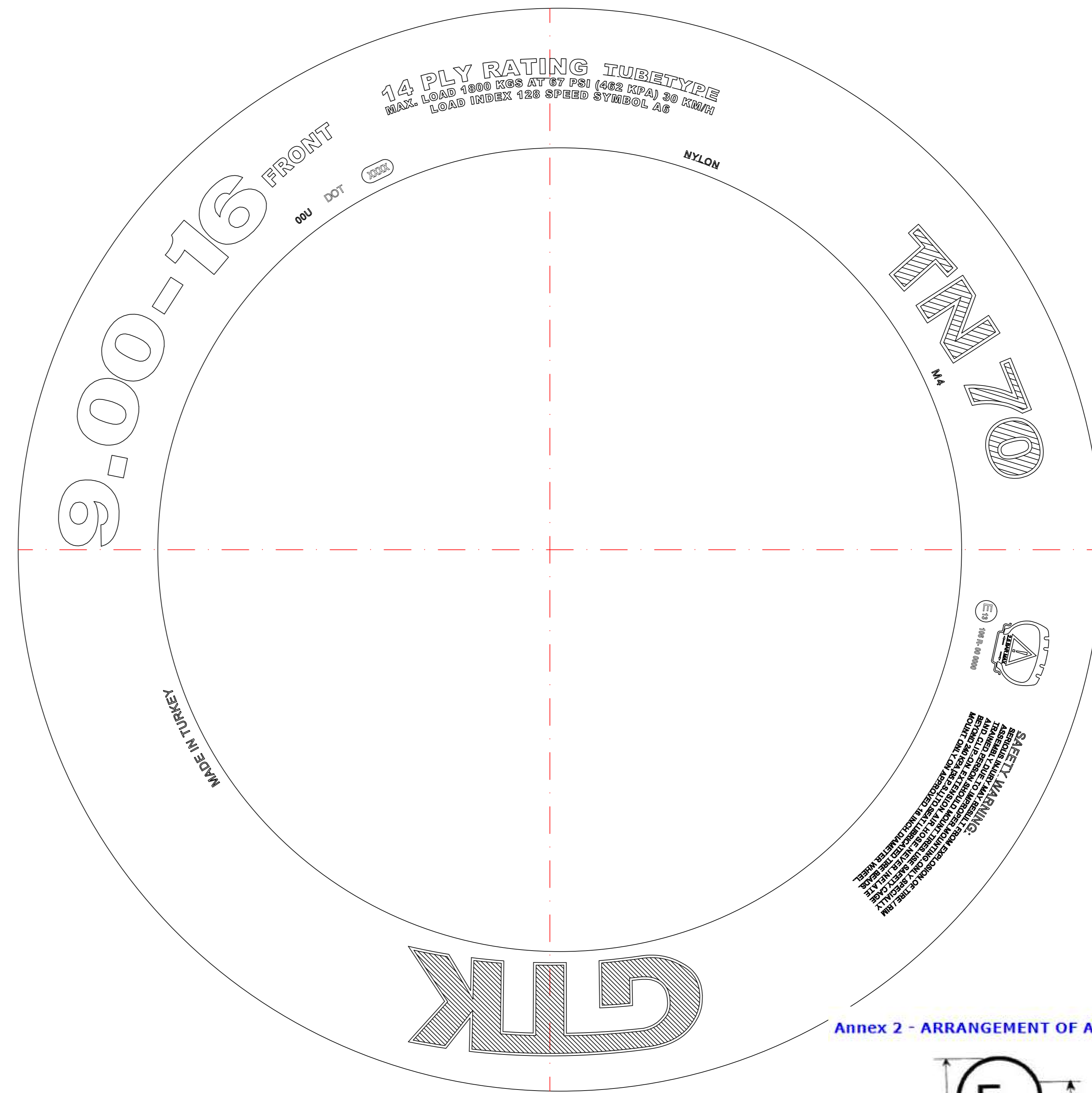
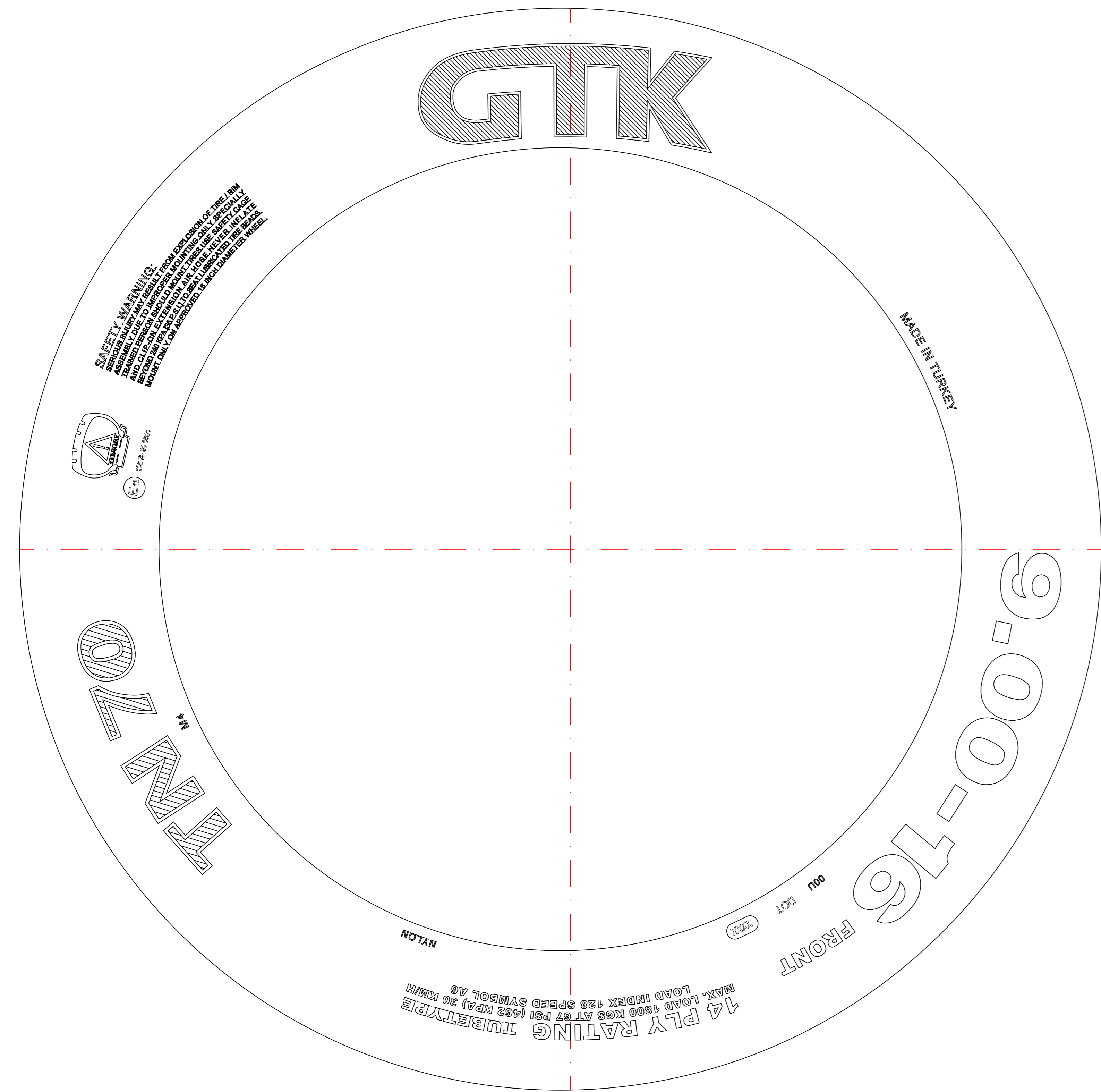
MINIMUM HEIGHTS OF MARKINGS (MM)

Tyres of Nominal Section Width	Tyres of rim diameter code		
	Up to 12	13 to 19.5	20 and above
up to 130	b = 4 c = 4	b = 6 c = 4	b = 9 c = 4
135 to 235	b = 6 c = 4	b = 6 c = 4	b = 9 c = 4
240 and above	b = 9 c = 4	b = 9 c = 4	b = 9 c = 4

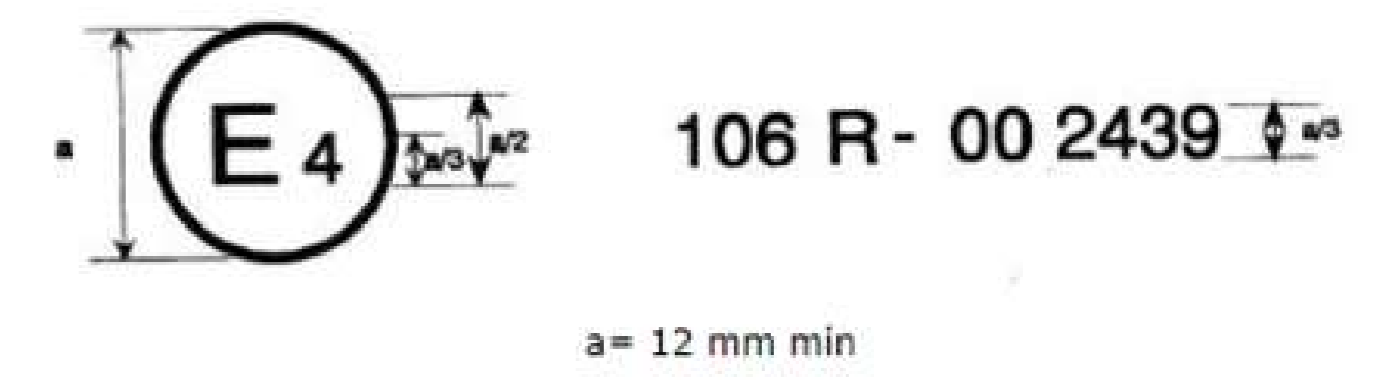
Note: Arrangement of tyre markings are made as specified according to Annex-2 and Annex-3 of ECE Regulation 106 as stated above.

Çizen Drawn by B.OKUR	Kontrol Checked by K.CİFTÇİ	Onay Approved by K.CİFTÇİ	Dizayn-Tasarım Designed by	Sayfa Sheet 1 ölçek scala	Mak. no / Mac. no	Tarih/Date
					Parça no / Part no	Format
Alakali çizim Relevant Drawing					 LAST K VE KAÜÇÜK	
Parça adı Description						

Annex-2

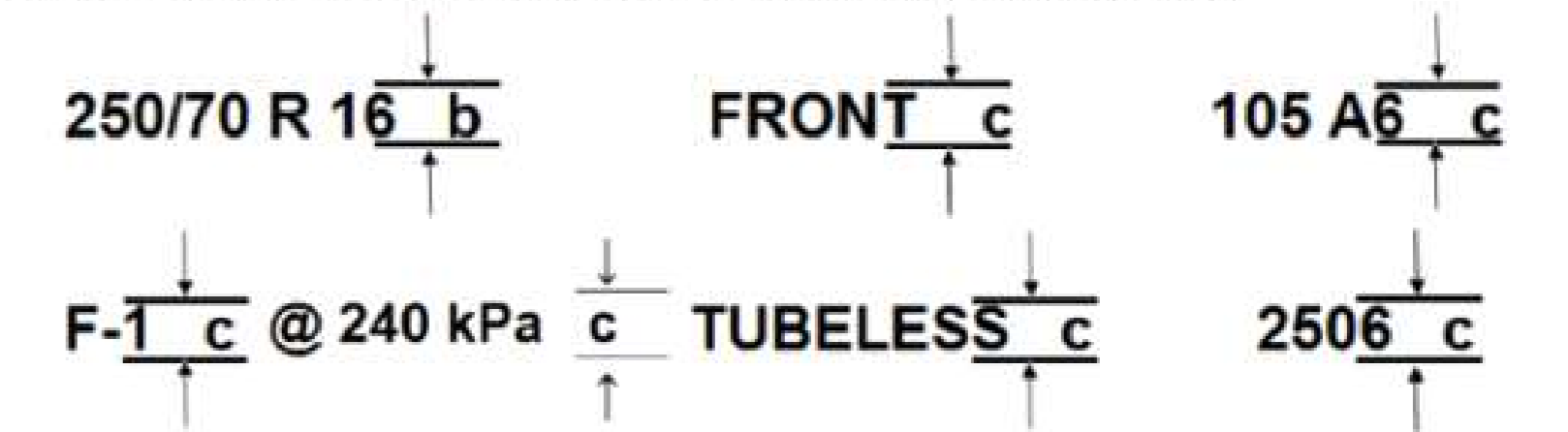


Annex 2 - ARRANGEMENT OF APPROVAL MARK



Annex 3 - ARRANGEMENT OF TYRE MARKINGS

PART B: STEERING WHEEL TYRES FOR AGRICULTURAL AND FORESTRY TRACTORS
Example of the markings to be borne by types of tyres complying with this Regulation



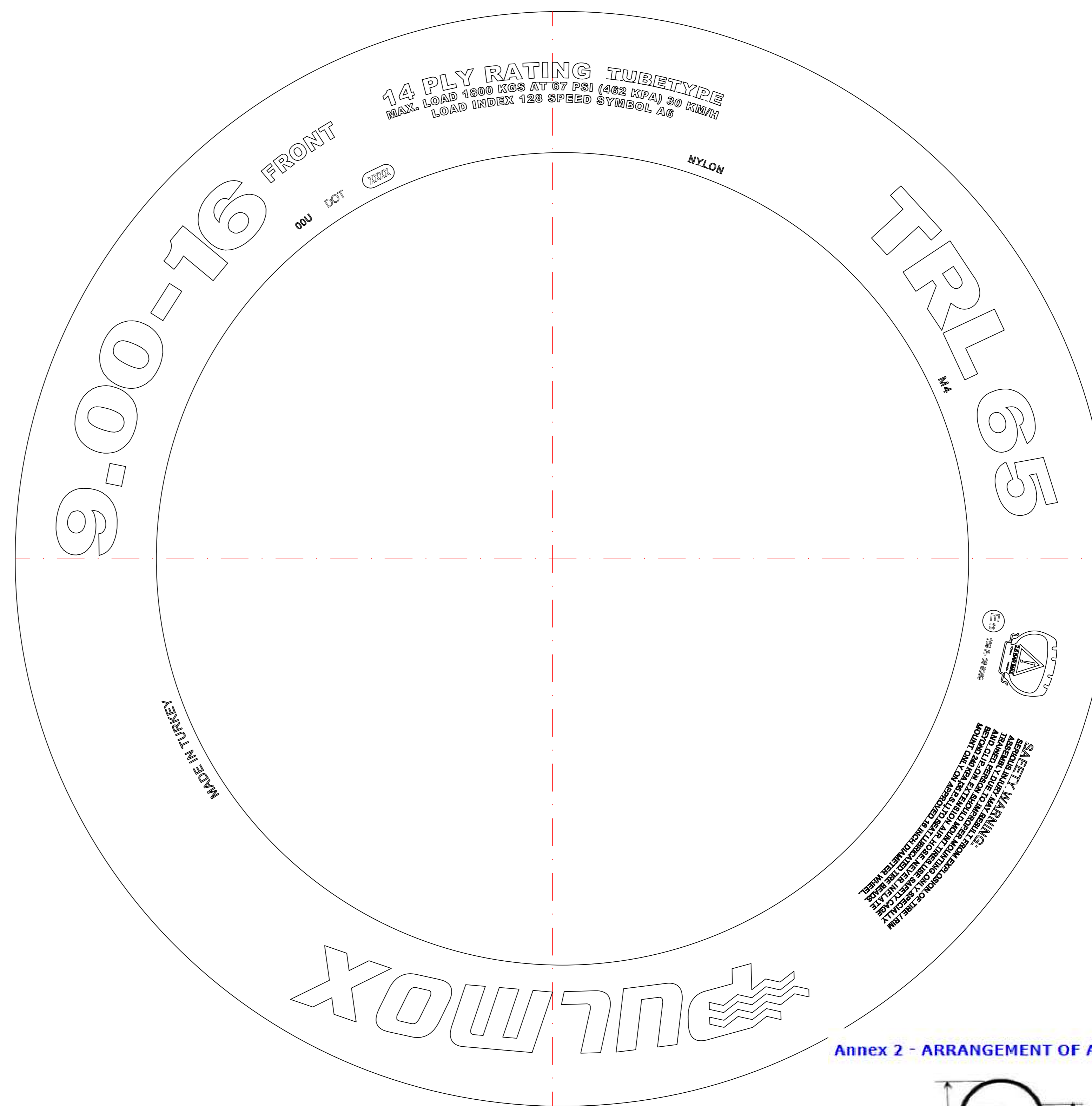
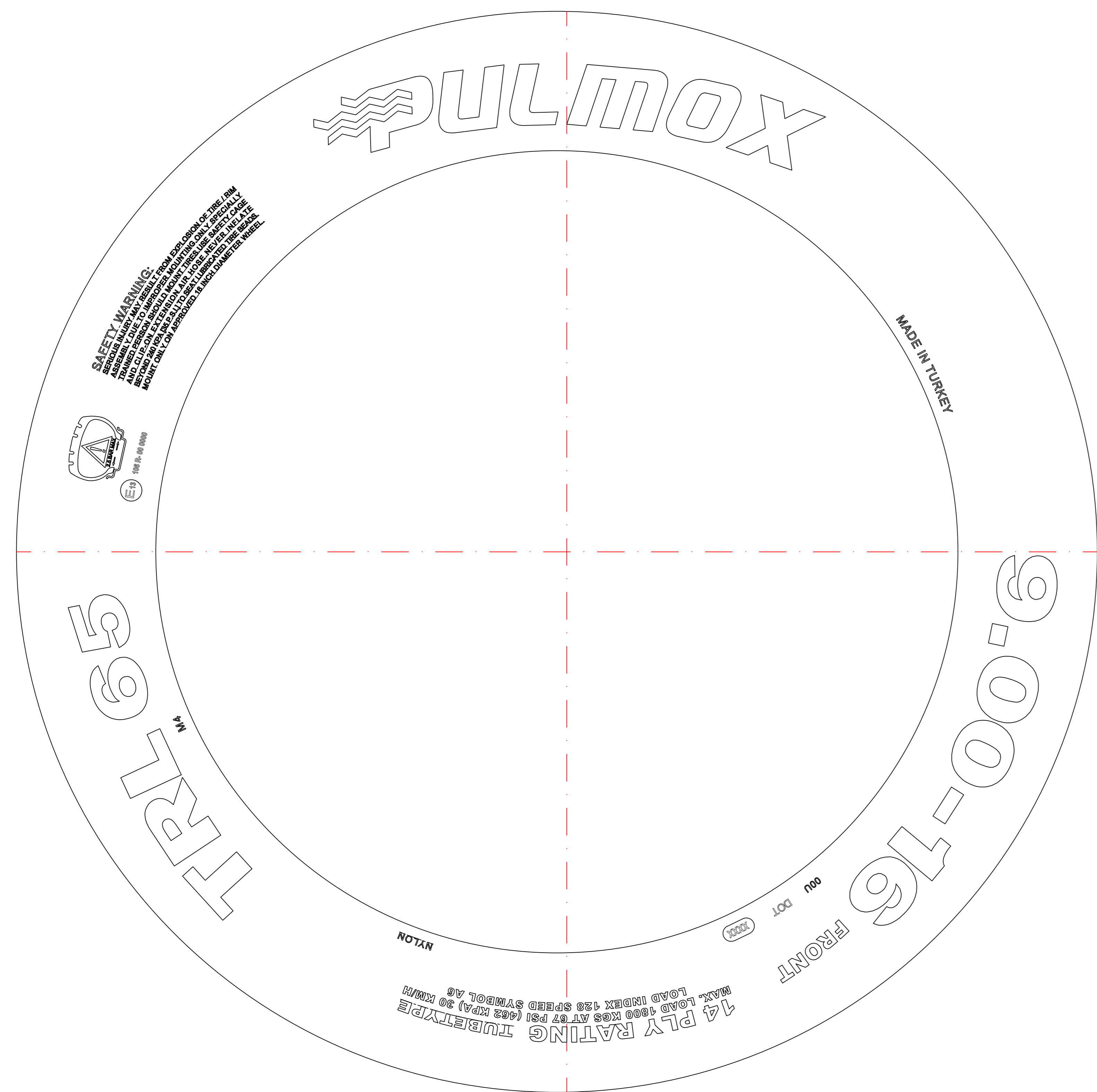
MINIMUM HEIGHTS OF MARKINGS (MM)

Tyres of Nominal Section Width	Tyres of rim diameter code		
	Up to 12	13 to 19.5	20 and above
up to 130	b = 4 c = 4	b = 6 c = 4	b = 9 c = 4
135 to 235	b = 6 c = 4	b = 6 c = 4	b = 9 c = 4
240 and above	b = 9 c = 4	b = 9 c = 4	b = 9 c = 4

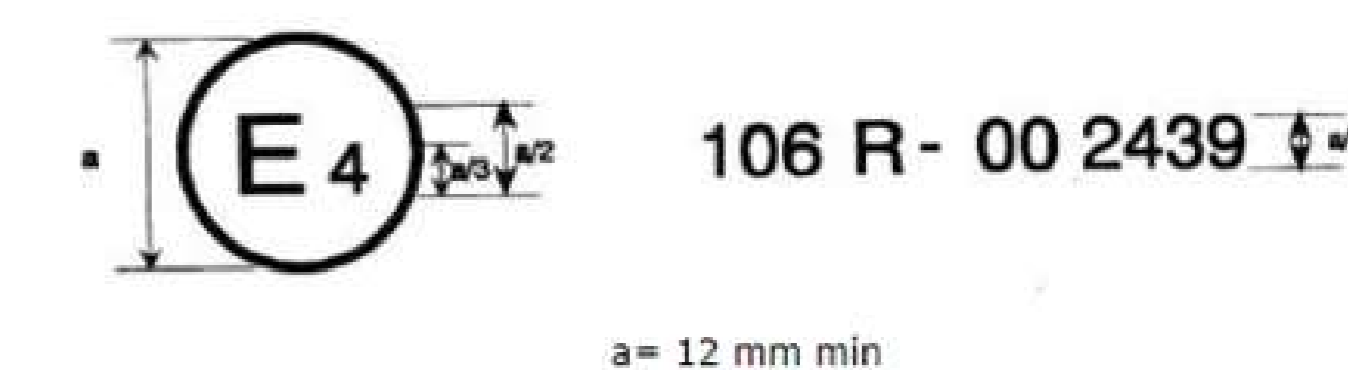
Note: Arrangement of tyre markings are made as specified according to Annex-2 and Annex-3 of ECE Regulation 106 as stated above.

	Malzeme Material	Revizyon no / tarih	Revision no / date	Sayfa Sheet 1	Mak. no / Mac. no	Tarih/Date
Çizen Drawn by	Kontrol Checked by	Onay Approved by	Dizayn-Tasarım Designed by	ölçek scala	Parça no / Part no	Format
B.OKUR	K.CİFTÇİ	K.CİFTÇİ				
Alakali çizim Relevant Drawing					 LASTİK VE KAÜÇÜK	
Parça adı Description		9.00-16 TN 70				

Annex-2

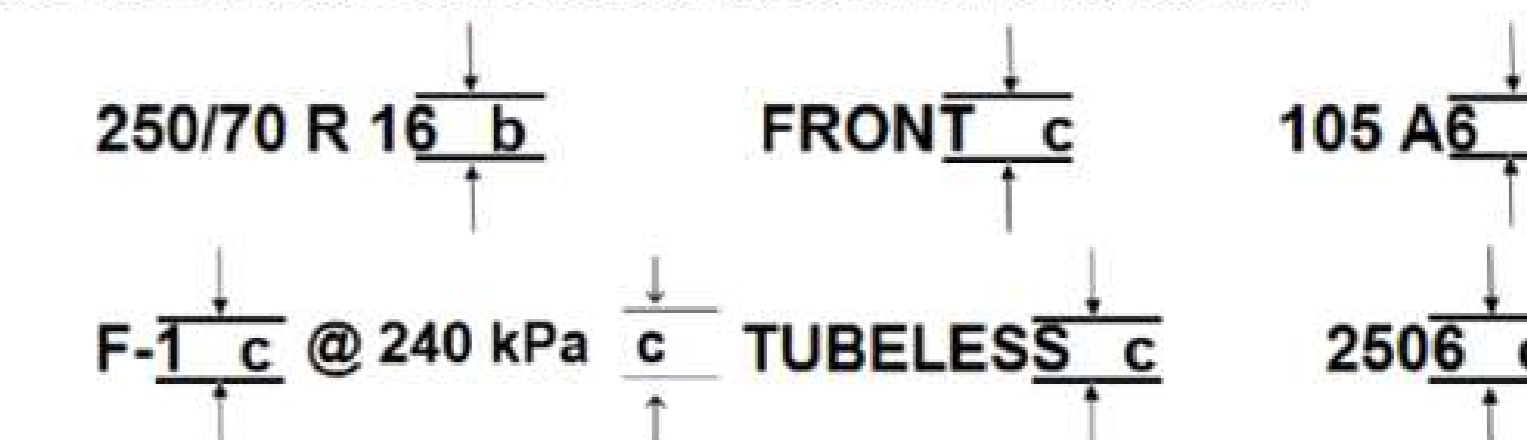


Annex 2 - ARRANGEMENT OF APPROVAL MARK



Annex 3 - ARRANGEMENT OF TYRE MARKINGS

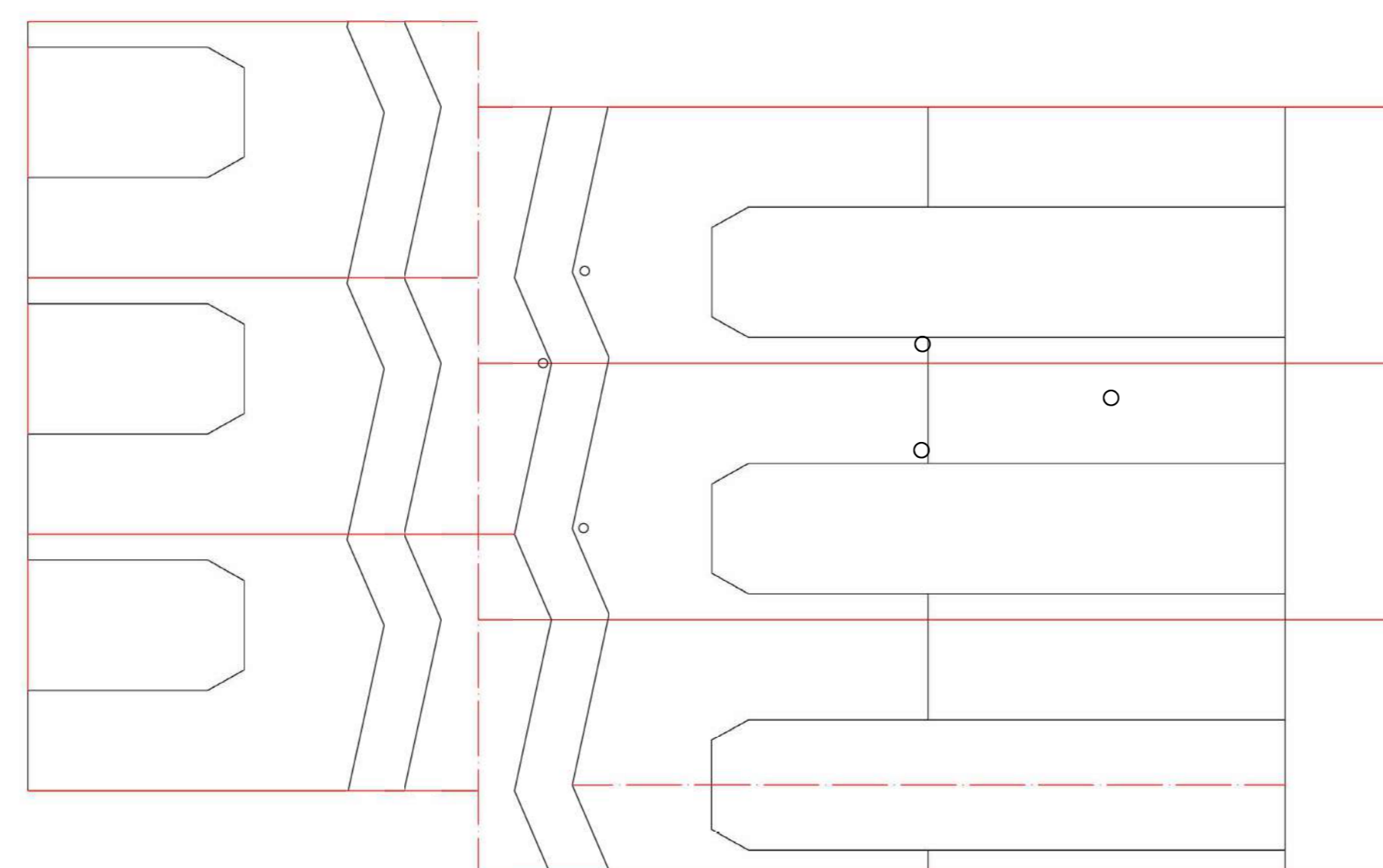
PART B: STEERING WHEEL TYRES FOR AGRICULTURAL AND FORESTRY TRACTORS
Example of the markings to be borne by types of tyres complying with this Regulation



MINIMUM HEIGHTS OF MARKINGS (MM)

Tyres of Nominal Section Width	Tyres of rim diameter code		
	Up to 12	13 to 19.5	20 and above
up to 130	b = 4 c = 4	b = 6 c = 4	b = 9 c = 4
135 to 235	b = 6 c = 4	b = 6 c = 4	b = 9 c = 4
240 and above	b = 9 c = 4	b = 9 c = 4	b = 9 c = 4

Note: Arrangement of tyre markings are made as specified according to Annex-2 and Annex-3 of ECE Regulation 106 as stated above.



	Malzeme Material	Revizyon no / tarih	Revision no / date	Sayfa Sheet 1	Mak. no / Mac. no	Tarih/Date 02.01.2024
Çizen Drawn by	Kontrol Checked by	Onay Approved by	Dizayn-Tasarım Designed by	ölçek scala	Parça no / Part no	Format
B.OKUR	K.CİFTÇİ	K.CİFTÇİ				
Alakali çizim Relevant Drawing					 LAST K VE KAÜÇÜK	
Parça adı Description		9.00-16 TRL 65				




Référence: E13*106R00/20*16338*00

Annexes: - Rapport Technique
- Fiche de Renseignements du constructeur

Bertrange, le 29 février 2024

COMMUNICATION



Objet 2/:
Concerning 2/:

- ~~DELIVRANCE D'UNE HOMOLOGATION~~
APPROVAL GRANTED
- ~~EXTENSION D'HOMOLOGATION~~
APPROVAL EXTENDED
- ~~REFUS D'HOMOLOGATION~~
APPROVAL REFUSED
- ~~RETRAIT D'HOMOLOGATION~~
APPROVAL WITHDRAWN
- ~~ARRET DEFINITIF DE LA PRODUCTION~~
PRODUCTION DEFINITELY DISCONTINUED

d'un type de pneumatique pour véhicules agricoles conformément au Règlement N° 106
of a type of tyre for agricultural vehicles pursuant to Regulation N° 106


Numéro d'homologation:

Approval number:

E13*106R00/20*16338*00

Marque d'homologation:

Approval mark:


 106R - 0016338

1. **Nom et adresse du fabricant:**
Manufacturer's name and address: ÖZKA LASTİK VE KAUÇUK SANAYİ TİCARET ANONİM ŞİRKETİ
MAHMUTPASA MAH. KANALYOLU CAD. NO:129
BASISKELE/KOCAELI/TURKEY
2. **Désignation du type de pneumatique 3/:**
Tyre type designation 3/: 13.6-24 TDW KNK 50 123 A6 8PR
 - 2.1. **Nom(s) de marque ou marque(s) de fabrique:**
Brandname(s)/trademark(s): ÖZKA/ SEHA/ GTK/ PULMOX
 - 2.2. **Désignation(s) commerciale(s) ou nom(s) commerciaux:**
Trade description(s)/Commercial name(s): KNK 50/ SH-39/ AS 100/ TOR 12

3.	Le cas échéant, nom et adresse du représentant du fabricant: If applicable, name and address of manufacturer's representative:	Bedriye AKINCI Donatusstrasse 127-129, 50259 Pulheim (Brauweller)/Germany
4.	Caractéristiques sommaires: Summerized description:	
4.1.	Désignation de la dimension du pneumatique: The tyre size designation:	13.6-24
4.2.	Catégorie d'utilisation: Category of use:	Tractor - drive wheel – standard tread
4.3.	Structure <u>2</u>/: Structure <u>2</u> /:	diagonale / diagonale ceinturée / radiale diagonal (bias-ply) / bias-belted / radial
4.4.	Code de catégorie de vitesse: Speed category symbol:	A6
4.5.	Indice de capacité de charge: Load-capacity index:	123
4.5.1.	Tracteurs (machines agricoles seulement): For traction (implement only):	not applicable
4.5.2.	Remorques (machines agricoles seulement): For trailer (implement only):	not applicable
4.6.	Montage avec ou sans chambre à air: Whether the tyre is to be fitted with or without an inner tube:	with an inner tube
4.7.	Description du service supplémentaire, le cas échéant: The supplementary service description, if applicable:	not applicable
4.8.	Pression de gonflage (kPa/bar) <u>2</u>/: Inflation pressure (kPa/bar) <u>2</u> /:	193 kPa/ bar
5.	Services techniques, le cas échéant, laboratoires d'essais agréés aux fins d'homologation ou de vérification de la conformité: Technical service and, where applicable, test laboratory approved for purposes of approval or of verification of conformity:	Luxcontrol SA B.P. 349 L-4004 Esch-sur-Alzette
6.	Date du procès-verbal délivré par le service technique: Date of report issued by that service:	07.02.2024
7.	Numéro du procès-verbal délivré par le service technique: Number of report issued by that service:	LC 1370 048 24
8.	Motifs(s) de l'extension (le cas échéant): Reason(s) of extension (if applicable):	not applicable
9.	Observations: Any remarks:	none



10. **Lieu:**
Place: Bertrange
11. **Date:**
Date: 29 février 2024
12. **Signature:**
Signature:

Pour la Ministre de la Mobilité
et des Travaux publics



Pol PHILIPPE
Attaché

Pour la SNCH



Laurent LINDEN
Directeur opérationnel



13. **On trouvera en annexe à la présente communication la liste des documents constituant le dossier d'homologation déposés auprès de l'autorité d'homologation de type qui a délivré l'homologation, et qui peuvent être obtenus sur demande.**
Annexed to this communication is a list of documents in the approval file deposited at the type approval authorities having delivered the type approval and which can be obtained upon request.
see "INDEX TO TYPE-APPROVAL REPORT"

2/ Biffer les mentions inutiles

Strike out what does not apply

3/ Une liste des noms de marques/marques de fabrique ou de désignations commerciales/noms commerciaux peut être jointe en annexe à la présente communication.

A list of brand name(s)/trademark(s) or Trade description(s)/ Commercial name(s) may be annexed to this communication.



Référence: E13*106R00/20*16338*00

Annexes: - Rapport Technique
- Fiche de Renseignements du constructeur

Bertrange, le 29 février 2024

Index du dossier d'homologation

Index to type-approval report

	Numéro d'homologation: Approval number:	E13*106R00/20*16338*00
	Révision: Revision:	00
	Marque de fabrique: Trade mark:	ÖZKA/ SEHA/ GTK/ PULMOX
	Type: Type:	13.6-24 TDW KNK 50 123 A6 8PR
1.	Procès-verbal d'essai: Test report:	N° LC 1370 048 24
	- Technical report:	Page(s) 1 to 4;
	- Index:	Page(s) 1;
	- Communication as numbered in standard:	Annex A – Page(s) 1 & 2;
	- Test results:	Annex B – Page (s) 1 to 7.
2.	Dossier du constructeur: Report of the manufacturer:	N° 13.6-24 TDW KNK 50 123 A6 8PR
	- Manufacturer's information document:	Page(s) 1 to 2;
	- Range of tire size(s):	Annex 1 – Page(s) 1;
	- Sample drawing of the tyre:	Annex 2 – Page(s) 1 to 4.
3.	Autres documents annexés: Other documents annexed:	not applicable
4.	Date de délivrance de l'homologation initiale: Date of issue of initial type approval:	29.02.2024
5.	Date de la dernière délivrance de pages révisées: Date of last issue of revised pages:	not applicable
6.	Date de la dernière délivrance d'une homologation révisée: Date of last extension:	not applicable

TECHNICAL REPORT

No.: LC 1370 048 24

Inspection concerning

Pneumatic Tyres for Agricultural Vehicles

performed according to

ECE-Regulation No. 106
series of amendments: 00
Including supplement: 20

Type approval previously granted: **Not Applicable**

Contents:

1. General
 2. Test details
 3. Statement of compliance
- Index

A reproduction of this report and its annexes, except in full, is prohibited without the written permission of Luxcontrol s.a.



1. General

Manufacturer Name and Address: **ÖZKA LASTİK VE KAÜÇUK SANAYİ TİCARET ANONİM ŞİRKETİ
MAHMUTPAŞA MAH. KANALYOLU CAD. NO.129
BAŞISKELE/KOCAELİ/TURKEY**

Assembly plant:

**ÖZKA LASTİK VE KAÜÇUK SANAYİ TİCARET ANONİM ŞİRKETİ BAŞYİĞİT ŞUBESİ
KARADENİZLİLER MAH. BAŞYİĞİT CAD. NO:178
BAŞISKELE/KOCAELİ/TURKEY**

~~Vehicle Type~~

Or component or STU Type: **13.6-24 TDW KNK 50 123 A6 8PR**

2. Test details

	Inspector	Location of test:	Date of receipt of test item:	Date of test/audit:
Main Report	Ayhan Şirvani (Type Approval Engineer)	Tires tested at: Mobilite Laboratory Sanayi Mah.Yankı Sokak No:130/B Kocaeli/Turkey	02 January 2024	14 January 2024 (Dimension Measurement and Burst Test)

2.1 Tests Required

Yes, NA, See Report ... / Approval ... / Annex ...

Markings:

Yes

Section Width:

Yes

Outer Diameter:

Yes

Tyre Resistance to Bursting Test:

Yes

Load/Speed Test:

NA

2.2 Tyre Specification

Tyre Size Designation:

13.6-24

Category of Use:

Tractor - drive wheel - standard tread

Structure:

diagonal (bias-ply)

Speed Category Symbol:

A6

Load Capacity Index:

123

Factor (x)

NA



2.3. Remarks

2.3.1. Main report

The worst case tyre criteria for the burst resistance test was chosen according to the dimensionally biggest tyre with the highest inflation pressure.

There is only one variant/version tyre size produced so the 13.6-24 TDW KNK 50 123 A6 8PR tyre was tested with max. 10 bar test pressure acc. to Annex 8 of ECE R106.

Also, the measurements were taken and markings were checked acc. to Annex 6 of ECE R106.



3. Statement of compliance

The inspections items and measurements carried out have shown the compliance of the type described in this technical report and the attached Annexes with the requirements of the standard as stated on page 1.

Istanbul/Turkey, February 7, 2024

Luxcontrol s.a.
Service Homologation-automobile

Ayhan Şirvani
Ingénieur-Inspecteur

Onur Yavuz
Ingénieur-Inspecteur



Details to the information package, including a summary in chronological order, concerning extensions and/or amendments

Type-approval previously granted: **Not applicable**

Main Report

Technical Report No.: LC 1370 048 24	4 Pages
Index	1 Page

List of Annexes:

A: Communication as numbered in the standard	2 Pages
B: Test results	7 Pages
C: Information folder	7 Pages

Content of information folder:

- Manufacturer's information document	Pages 1 to 2
- Range of Tyre Sizes	Page 3
- Sample Drawings of Tyres (arrangement of tyre marking)	Pages 4 to 7



COMMUNICATION AS NUMBERED IN THE STANDARD

[1.] Manufacturer's name and address:

**ÖZKA LASTİK VE KAÜÇUK SANAYİ TİCARET
ANONİM ŞİRKETİ
MAHMUTPAŞA MAH. KANALYOLU CAD. NO.129
BAŞISKELE/KOCAELİ/TURKEY**

Assembly plant:

**ÖZKA LASTİK VE KAÜÇUK SANAYİ TİCARET
ANONİM ŞİRKETİ BAŞYİĞİT ŞUBESİ
KARADENİZLİLER MAH. BAŞYİĞİT CAD. NO:178
BAŞISKELE/KOCAELİ/TURKEY**

[2.] Tyre type designation: **13.6-24 TDW KNK 50 123 A6 8PR**

[2.1.] Brand name(s)/trademark(s): **ÖZKA/ SEHA/ GTK/ PULMOX**

[2.2.] Trade description(s)/Commercial name(s): **KNK 50/ SH-39/ AS 100/ TOR 12**

[3.] If applicable, name and address of manufacturer's representative:

Bedriye AKINCI

Donatusstrasse 127-129 50259

E13*106R00/20*16338*00

Pulheim (Brauweiler)/Germany

Société Nationale de Certification et d'Homologation

[4.] Summarized description: **See below**

[4.1.] The tyre size designation: **13.6-24**

[4.2.] Category of use: **Tractor - drive wheel - standard tread**

[4.3.] Structure: **diagonal (bias-ply)/~~bias belted~~/radial⁽¹⁾**

[4.4.] Speed category symbol: **A6**

[4.5.] Load-capacity index: **123**

[4.5.1.] for traction (implement only): **Not applicable**

[4.5.2.] for trailer (implement only): **Not applicable**

[4.6.] Whether the tyre is to be fitted with or without an inner tube: **with an inner tube**

[4.7.] The supplementary service description, if applicable: **Not applicable**



[4.8.] Inflation pressure (kPa/~~bar~~)⁽¹⁾: **193**

[8.] Reason(s) for extension of approval: **Not applicable**

[9.] Any remarks: **Approval to Supplement 20**

(1) Strike out what does not apply



1. Test results:

Markings

E13*106R00/20*16338*00

Société Nationale de Certification et d'Homologation

3.1.	Tyres bear:	
3.1.1.	Manufacturer's trade name or mark;	Yes
3.1.2.	Trade Description/Commercial Name;	Yes
3.1.3.	Tyre Size Designation;	Yes
3.1.4.	An indication of the structure as follows:	Yes
3.1.4.1.	- On diagonal (bias-ply) tyres, no additional marking*	
3.1.4.2.	- On radial ply tyres, optionally, the word "RADIAL"*	
3.1.4.3.	- On bias belted tyres, the words "BIAS BELTED"*	
	<i>*Strikethrough, as appropriate.</i>	
3.1.5.	"Service description" (load capacity index with a speed category symbol), as defined in paragraph 2.29;	Yes
3.1.5.1.	In the case of an implement tyre, the service description supplemented with the relevant application symbol;	NA
3.1.5.2.	In the case of an implement tyre for mixed applications, two service descriptions – one for 'trailer' applications and the other for 'traction';	NA
3.1.6.	Supplementary service description, if applicable;	NA
3.1.7.	In the case of a special tread tyre, inscription 'DEEP' (or "R-2" or "LS-3" or "HF-3" or "HF-4");	NA
3.1.7.1.	<i>"DEEP" and "R-2" identify special tread tyres for tractor drive wheels.</i>	
3.1.8.	In the case of a tractor steering wheel tyre that is not already marked, as per paragraph 2.18.6, the inscription: - "F-1"* - "F-2"* - "F-3"* <i>*Strikethrough, as appropriate.</i>	NA
2.18.13.	The letters 'LS' after the nominal rim diameter marking in case of log-skidder tyres for forestry machines	NA
3.1.9.	The inscription 'LS-3' identifies special tread tyres in the case of log-skidder tyres for forestry machines.	NA
3.1.10.	Inscription "IMPLEMENT" in the case of an implement tyre that is not already marked, as per paragraph 2.18.5;	NA
3.1.10.1.	Inscription 'I-3' for implement tyres with traction tread, as identified in Annex 5, Tables 5 and 6;	NA
3.1.11.	Word "TUBELESS" if the tyre is designed for use without an inner tube;	NA



3.1.12.	Inscription "... bar MAX" (or "... kPa MAX") inside the pictogram shown in Annex 11, to notify the cold inflation pressure that shall not be exceeded for bead seating during tyre mounting;		Yes
3.1.13.	The inscription "R-3" for tractor drive wheel tyres with shallow tread as identified in Annex 5, Table 2.		NA
3.1.14	The inscription "R-4" in the case of a construction application tyre, identified in Annex 5, Table 9, that is not already marked as per paragraph 2.18.12. above.		NA
3.1.15	The inscriptions "HF-1", "HF-2", "HF-3", or "HF-4" in the case of high-flotation tyres for tractor drive wheels or forestry machines listed in Annex 5 Table 7.		NA
3.1.15.1.	<i>"HF-3" and "HF-4" identify special tread tyres.</i>		
3.1.16.	An indication, in kPa, of the inflation pressure to be adopted for measurements (as specified in Annex 6 paragraph 1) and for the tyre resistance to bursting (as specified in Annex 8 paragraph 2.1) and, if applicable, the load/speed test (as specified in Annex 9 paragraph 2.3). This marking shall be preceded by the symbol "@" or the word "at" (e.g. "@ 240 kPa" or "at 240 kPa") and be placed near the service description, either after or below.		Yes
3.1.16.1.	<i>However, this indication shall not be mandatory on any tyre first type approved before the entry into force of Supplement 16 to this Regulation.</i>		
3.2.	Tyres submitted for approval shall bear on one sidewall only the following markings:		
3.2.1.	Tyre is marked with the date of manufacture in the form of a group of four digits, the first two showing the week and the last two the year of manufacture:	5223	Yes
	<i>Note: This marking is not mandatory on any tyre submitted for approval until two years after the date of entry into force of this regulation.</i>		
3.2.2.	A free space sufficiently large to accommodate an approval mark as shown in Annex 2 to this Regulation.		Yes
<u>Position of Markings</u>			
3.3.	The markings referred to in paragraph 3.1. and the approval mark prescribed in paragraph 5.4. of this Regulation shall be clearly legible, indelible and raised above or sunk below the tyre surface.		Yes
3.4.	<i>Note: Annex 3 gives examples of the arrangement of tyre markings.</i>		



Measuring Tyre Dimensions

Ann. 6, 1.	Inflation pressure	193	kPa	Yes
------------	--------------------	-----	-----	-----

Note: The tyre shall be mounted on the measuring rim specified by the manufacturer

Section Width

6.1.1.	Section width calculated by $S = S1 + K (A-A1)$: <i>S is the section width (in mm) related to the measuring rim; S1 is the nominal section width (in mm) as shown on the sidewall of the tyre in the tyre designation; A is the width (in mm) of the measuring rim; A1 is the width (in mm) of the theoretical rim; Note: It is taken to equal S1 multiplied by the factor X as specified by the tyre manufacturer K is 0.4</i>	345	mm	Yes
6.1.2.	<i>Note: For the types of tyre for which the size designation is given in the first column of the tables in Annex 5, the theoretical rim width (A1) and the nominal section width (S1) are given opposite the tyre designation in those tables.</i> Measured overall width	345,6	mm	Yes
Ann. 6, 4.	<i>The overall width is measured by calliper at six equally - paced points, account being taken of the thickness of the protective ribs or bands. The highest measurement so obtained is taken as the overall width.</i>			
6.3.2.	Overall width of the tyre does not exceed the section width by more than: - Radial construction + 5 % - Diagonal (bias) construction + 8 %			Yes
6.3.1.	<i>Note: The overall width of a tyre may be less than the section width determined pursuant to paragraph 6.1., or shown in Annex 5;</i>			
6.3.3.	<i>Note: For the types of tyre for which the size designation is given in the first column of the tables in Annex 5, the allowed percentages are those given in the relevant tables, if any.</i>			

Outer Diameter

6.2.1.	For sizes not listed in Annex 5, Outer diameter calculated by $D = d + 2 H$ d is the conventional number denoting the nominal rim diameter (in mm); <i>Note: See paragraph 2.19 of regulation</i>	1210	mm	NA
	For sizes not listed in Annex 5, H is the nominal section height (in mm) and is equal to $H = 0.01 \times Ra \times S_1$. <i>Ra is the nominal aspect ratio S1 is the "nominal section width" in mm</i>	610	mm	Yes
		NA	mm	NA
6.4.1.1.	For sizes listed in Annex 5, $H = 0.5 (D - d)$.	300	mm	Yes
6.2.2.	<i>Note: For the types of tyres for which the size designation is given in the first column of the tables in Annex 5, the outer diameter (D) and the nominal rim diameter (d) are given opposite the tyre designation in those tables.</i>			
6.4	Tyre outer diameter; specification of tolerances			
6.4.1	$D_{min} = d + 2 (H \times a)$;	1186	mm	Yes
	$D_{max} = d + 2 (H \times b)$.	1252	mm	Yes
	Where			
	$H_{min} = H \cdot a$, rounded to the nearest mm	288	mm	Yes
	$H_{max} = H \cdot b$, rounded to the nearest mm	321	mm	Yes
	<i>H and d are defined in 6.2.1 and 6.4.1.1 above.</i>			



6.4.2. Coefficients 'a' and 'b' are respectively:

Category of Use	Radial		Diagonal (bias)	
	a	b	a	b
Steering wheels	0.96	1.04	0.96	1.07
Tractor drive wheels and forestry machines – normal	0.96	1.04	0.96	1.07
Tractor drive wheels and forestry machines – special	1.00	1.12	1.00	1.12
Implement	0.96	1.04	0.96	1.07
Construction applications	0.96	1.04	0.97	1.07

6.4.3. Note: For the types of tyre for which the size designation is given in the first column of the tables in Annex 5, the allowed percentages are those given in the relevant tables, if any.

Ann 6, 5. Measured outer diameter mm
Note: The outer diameter is determined by measuring the maximum circumference and dividing the figure so obtained by π (3,1416).

6.4.1. Outer diameter of the tyre is not outside the values D_{min} and D_{max} .

Tyre Resistance to Bursting Test

Preparing the Tyre

Ann 8, 1.1. Mount a new tyre on the test equipment. Wheels used for the test shall be suitable to withstand, with no deformation, the highest value of pressure achievable during the test.

Ann 8, 1.2. Carefully centre the tyre beads on the retention device and adjust the outer distance of the tyre beads to a value corresponding to the width of the rim specified by the manufacturer pursuant to paragraph 4.1.10. of this Regulation.

Ann 8, 1.3. Tyre filled with water, taking care that all the air inside the tyre is expelled.

Test Procedure

Ann 8, 2.1. Apparatus activated and the pressure of the water inside the tyre is increased in order to progressively reach the limit given by two and half times the pressure specified by the tyre manufacturer.

Ann 8, 2.1.1. Limit value is not lower than 6 bar (600 kPa) or higher than 10 bar (1000 kPa): kPa

Ann 8, 2.2. Value of the pressure maintained constant for at least 10 minutes.

Ann 8, 2.3. Pressure of the water progressively decreased to zero and tyre drained.

Ann 8, 2.4. Whilst the pressure of the water inside the tyre is higher than the ambient pressure, nobody stands inside the test room and it is safely locked.



Equivalent Test Method

Ann 8, 3.	If a method other than that described above is used, its equivalence has been demonstrated.	NA
-----------	---	----

Load/Speed Test

(Applicable for new tyres marked with the speed category 'D'.)

Preparing the Tyre

Ann 9, 2.1.	New tyres mounted on the test rim specified by the manufacturer.	NA
Ann 9, 2.1.1.	To seat the beads, the maximum pressure marked on the tyre sidewalls is not exceeded.	NA
Ann 9, 2.2.	New inner tube used when testing tyres with inner tubes (i.e. tyres not bearing the marking "Tubeless").	NA
Ann 9, 2.3.	With the tyre beads properly seated on the rim, tyre inflated to the pressure specified by the tyre manufacturer:	NA kPa
Ann 9, 2.4.	Tyre and wheel assembly conditioned at test room temperature for no less than three hours.	NA
Ann 9, 2.5.	Tyre pressure readjusted to that specified in paragraph 2.3 above.	NA
Ann 9, 2.6.	On request of the tyre manufacturer, test programme is either: - In a laboratory on a test drum* - On a road using a trailer* <i>Strikethrough, as appropriate.</i>	NA

Test Procedure on a Test Drum

Ann 9, 3.1.	Tyre and wheel assembly mounted on the test axle and pressed against the outer face of a smooth power-driven test drum of at least 1,700 mm \pm 1 % in diameter, having a surface at least as wide as the tyre tread.	NA
Ann 9, 3.1.1.	<i>Note: Drum widths narrower than the tyre tread pattern may be used if the tyre manufacturer agrees.</i>	
Ann 9, 3.2.	Test drum speed is 20 km/h.	NA
Ann 9, 3.3.-3.3.1.	Series of masses applied to the test axle, in accordance with the load/speed test programme shown below, with reference to the test load, which equates to the mass corresponding to load index marked on the tyre in case of tyres marked with speed symbol D.	NA



Load Speed Test Programme				
Ann 9, 3.4.	Tyre Speed Category Symbol	Test Step	Percentage of Test Load	Duration (hours)
	D	1	66 per cent	7
		2	84 per cent	16
		3	101 per cent	24
Ann 9, 3.4.1.	In the case of a test drum larger than $1,700 \pm 1$ per cent, the above 'percentage of test load' is increased as follows: $F_1 = K \cdot F_2$ where: $\kappa = \sqrt{\frac{(R1/R2) \cdot (R2 + RT)}{(R1 + RT)}}$ <i>R₁ is the diameter of the test drum (in mm);</i> <i>R₂ is the diameter of the reference test drum of 1,700;</i> <i>R_T is the tyre outer diameter (in mm);</i> <i>F₁ is the percentage of the load to be applied for the test drum;</i> <i>F₂ is the percentage of the load, as per the above table, to be applied for reference test drum of 1,700 mm.</i>			NA
Ann 9, 3.5.	Tyre pressure is not corrected throughout the test and the test load is kept constant throughout each of the three test steps.			NA
Ann 9, 3.6.	During the test, temperature in the test room is maintained between 20 °C and 30 °C: NA °C			NA
Ann 9, 3.7.	Load/speed test programme carried out without interruption.			NA
<u>Test Procedure on a Trailer</u>				
Ann 9, 4.1.	Two new tyres of the same type mounted on a trailer.			NA
Ann 9, 4.2.	Mass applied on the trailer in order that each tyre be equally loaded with a test load corresponding to the load carrying capacity allowed for that tyre type at 15 km/h (see load variations in Annex 7).			NA
Ann 9, 4.3.	Trailer run at a constant speed of 15 km/h \pm 1 km/h for 48 hours.			NA
Ann 9, 4.3.1.	Temporary interruptions are compensated by an additional run-in of 5 minutes for every 20 minutes of interruption.			NA
Ann 9, 4.4.	Tyre pressure is not corrected and the test load is kept constant throughout the test.			NA
Ann 9, 4.5.	During the test, the ambient temperature is between 5 °C and 30 °C: NA °C			NA
	<i>Note: May be another temperature if the manufacturer agrees.</i>			
<u>Equivalent Test Method</u>				
Ann 9, 5.	If a method other than those described above is used, its equivalence is demonstrated.			NA




2. Remarks

The inspection results are only applicable to items which have been tested.

3. Test facilities

Calibration of measuring and test equipment used to carry out the inspections is in accordance with the ECE-Regulation stated on page of this report and with ISO 17025:2017.

	INFORMATION DOCUMENT ACCORDING TO ECE R106.00 to Supplement 20 UNIFORM PROVISIONS CONCERNING THE APPROVAL OF PNEUMATIC TYRES FOR AGRICULTURAL VEHICLES AND THEIR TRAILERS	Document Number	13.6-24 TDW KNK 50 123 A6 8PR
		Original Date	02.01.2024
		Extension Number	--
		Extension Date	--


1. GENERAL

E13*106R00/20*16338*00
Société Nationale de Certification et d'Homologation

1.1. The brand name(s)/trademark(s)	ÖZKA/ SEHA/ GTK/ PULMOX
1.2. The trade description(s)/commercial name(s)	KNK 50/ SH-39/ AS 100/ TOR 12
1.3. Company Name and address of manufacturer	ÖZKA LASTİK VE KAUÇUK SANAYİ TİCARET ANONİM ŞİRKETİ MAHMUTPAŞA MAH. KANALYOLU CAD. NO.129 BAŞİSKELE/KOCAELİ/TURKEY
1.4. Name(s) and address(es) of assembly plant(s)	ÖZKA LASTİK VE KAUÇUK SANAYİ TİCARET ANONİM ŞİRKETİ BAŞYİĞİT ŞUBESİ KARADENİZLİLER MAH. BAŞYİĞİT CAD. NO:178 BAŞİSKELE/KOCAELİ/TURKEY
1.5. Name and address of the manufacturer's representative	Bedriye AKINCI Donatusstrasse 127-129 50259 Pulheim (Brauweiler)/Germany

2. CHARACTERISTICS OF THE TYRES

2.1. Tyre type designation	13.6-24 TDW KNK 50 123 A6 8PR
2.2. The tyre size designation	13.6-24
2.3. The category of use	Tractor - drive wheel - standard tread
2.4. The structure	diagonal (bias-ply)
2.5. The speed category symbol	A6
2.6. The load-capacity index of the tyre, specifying in case of implement tyres that for traction (only) and that for trailer application, if applicable	123

	INFORMATION DOCUMENT ACCORDING TO ECE R106.00 to Supplement 20 UNIFORM PROVISIONS CONCERNING THE APPROVAL OF PNEUMATIC TYRES FOR AGRICULTURAL VEHICLES AND THEIR TRAILERS	Document Number	13.6-24 TDW KNK 50 123 A6 8PR
		Original Date	02.01.2024
		Extension Number	--
		Extension Date	--

2.7. Whether the tyre is to be fitted with or without an inner tube	Tube Type
2.8. The supplementary service description, if applicable	Not Applicable
2.9. The tyre/rim configuration	Rim permitted: DW10, W12 Rim alternative: W10, W10L, W11, DW11, DW12
2.10. The inflation pressure (bar or kPa or psi) for measurements	193 kPa (1,93 bar)
2.11. The cold inflation pressure for bead seating	250 kPa (2,5 bar)
2.12. The test pressure in kPa (or in bar)	1000 kPa (10 bar)
2.13. The factor X	Not Applicable

LIST OF ANNEXES

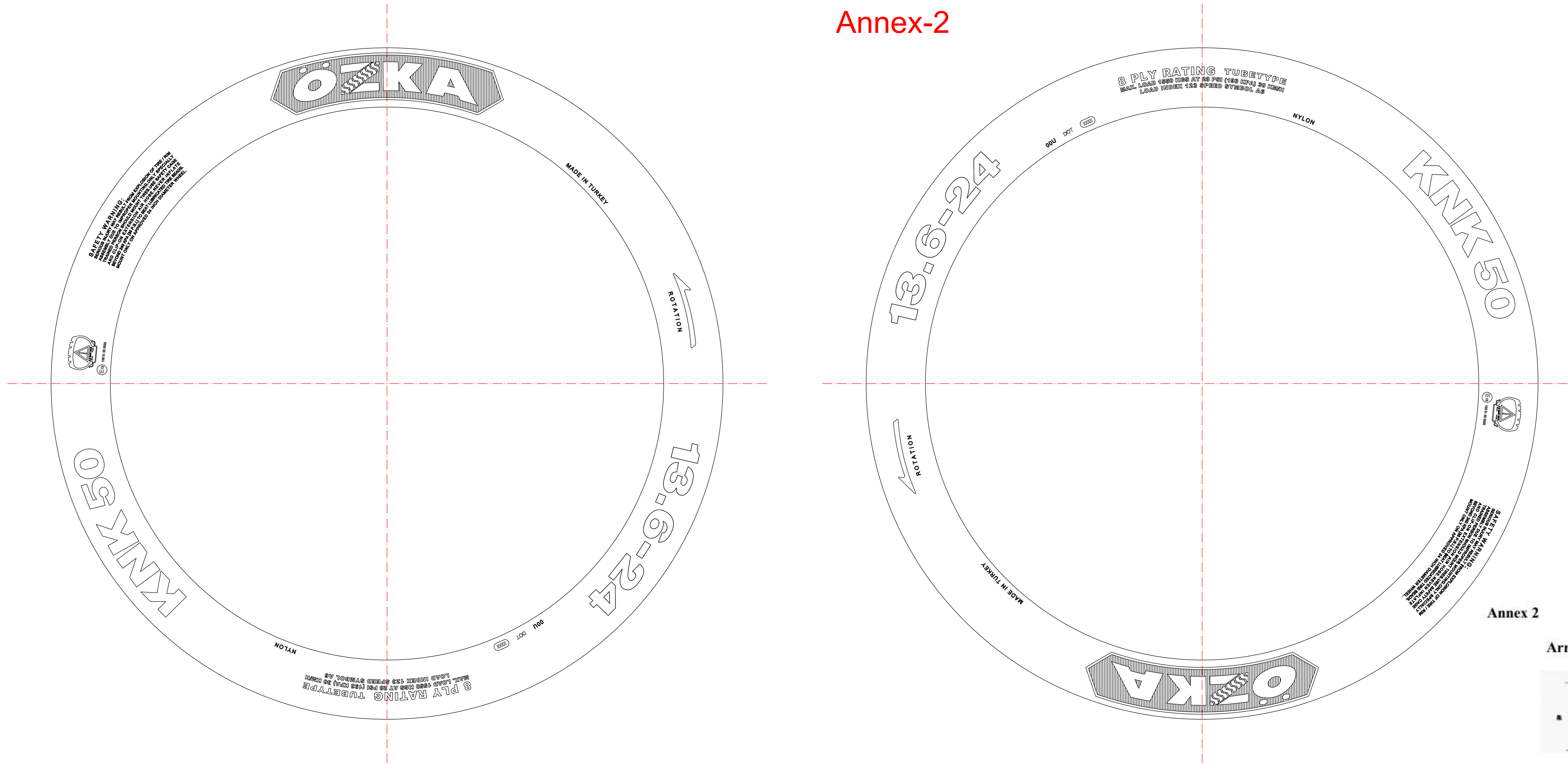
ANNEX NO	DEFINITION	PAGE
Annex-1	Range of Tyre Sizes	1
Annex-2	Sample Drawing of The Tyre (arrangement of tyre marking)	4

Range of Tyre Sizes																	
Brand	The tyre size designation		The tyre/rim configuration		Service Description		Supplementary Service Description		Max. Load Info (kg)	Inflated Unloaded Dimensions		Pressure (kPa)	Tread Pattern	Tubeless/Tube Type	Ply Rate	Category of use	The Factor X
	Tyre Size	Type	RIM (PERMITTED)	RIM (ALTERNATIVE)	Load Index	Speed Category	Load Index	Speed Category		Section Width (mm)	Overall Diameter (mm)						
ÖZKA	13.6-24	13.6-24 TDW KNK 50 123 A6 8PR	DW10, W12	W10, W10L, W11, DW11, DW12	123	A6	NA	NA	1550	345	1210	193	KNK 50	Tube Type	8	Tractor - drive wheel - standard tread	NA
SEHA	13.6-24	13.6-24 TDW KNK 50 123 A6 8PR	DW10, W12	W10, W10L, W11, DW11, DW12	123	A6	NA	NA	1550	345	1210	193	SH-39	Tube Type	8	Tractor - drive wheel - standard tread	NA
GTK	13.6-24	13.6-24 TDW KNK 50 123 A6 8PR	DW10, W12	W10, W10L, W11, DW11, DW12	123	A6	NA	NA	1550	345	1210	193	AS 100	Tube Type	8	Tractor - drive wheel - standard tread	NA
PULMOX	13.6-24	13.6-24 TDW KNK 50 123 A6 8PR	DW10, W12	W10, W10L, W11, DW11, DW12	123	A6	NA	NA	1550	345	1210	193	TOR 12	Tube Type	8	Tractor - drive wheel - standard tread	NA

E13*106R00/20*16338*00

Société Nationale de Certification et d'Homologation

Annex-2



Annex 2

Arrangement of approval mark



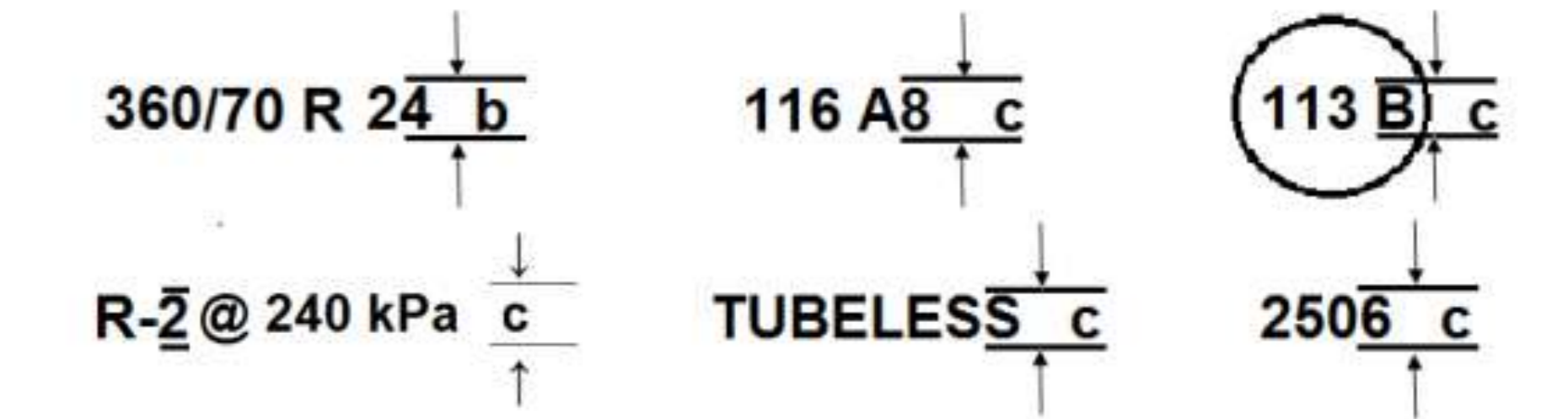
a = 12 mm min

Annex 3

Arrangement of tyre markings

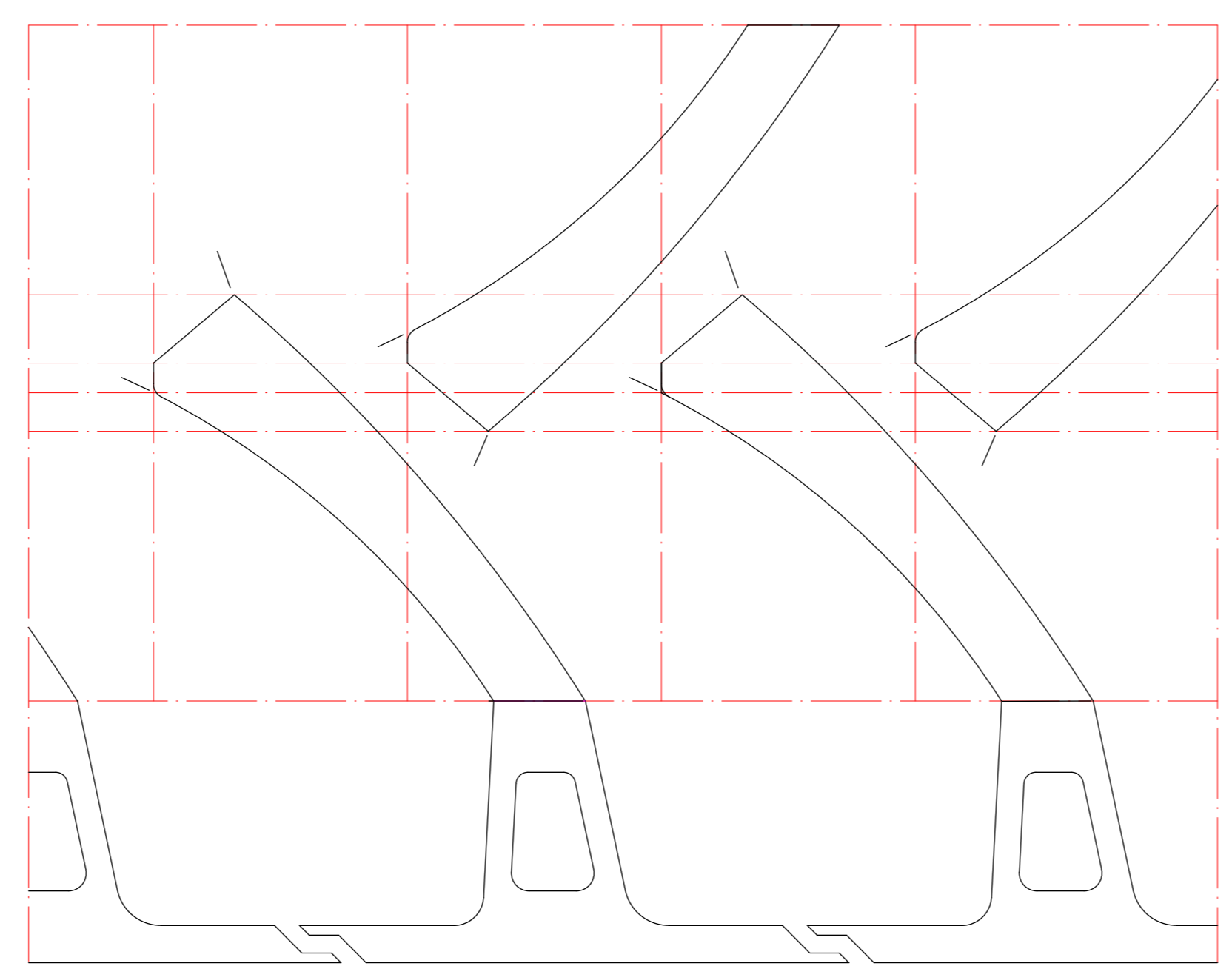
Part A: Drive wheel tyres for agricultural tractors

Example of the markings to be borne by types of tyres complying with this Regulation



Minimum heights of markings (mm)

Tyres of nominal section width (mm)	Tyres of rim diameter code		
	Up to 12	13 to 19.5	20 and above
up to 130	b = 4 c = 4	b = 6 c = 4	b = 9 c = 4
135 to 235	b = 6 c = 4	b = 6 c = 4	b = 9 c = 4
240 and above	b = 9 c = 4	b = 9 c = 4	b = 9 c = 4



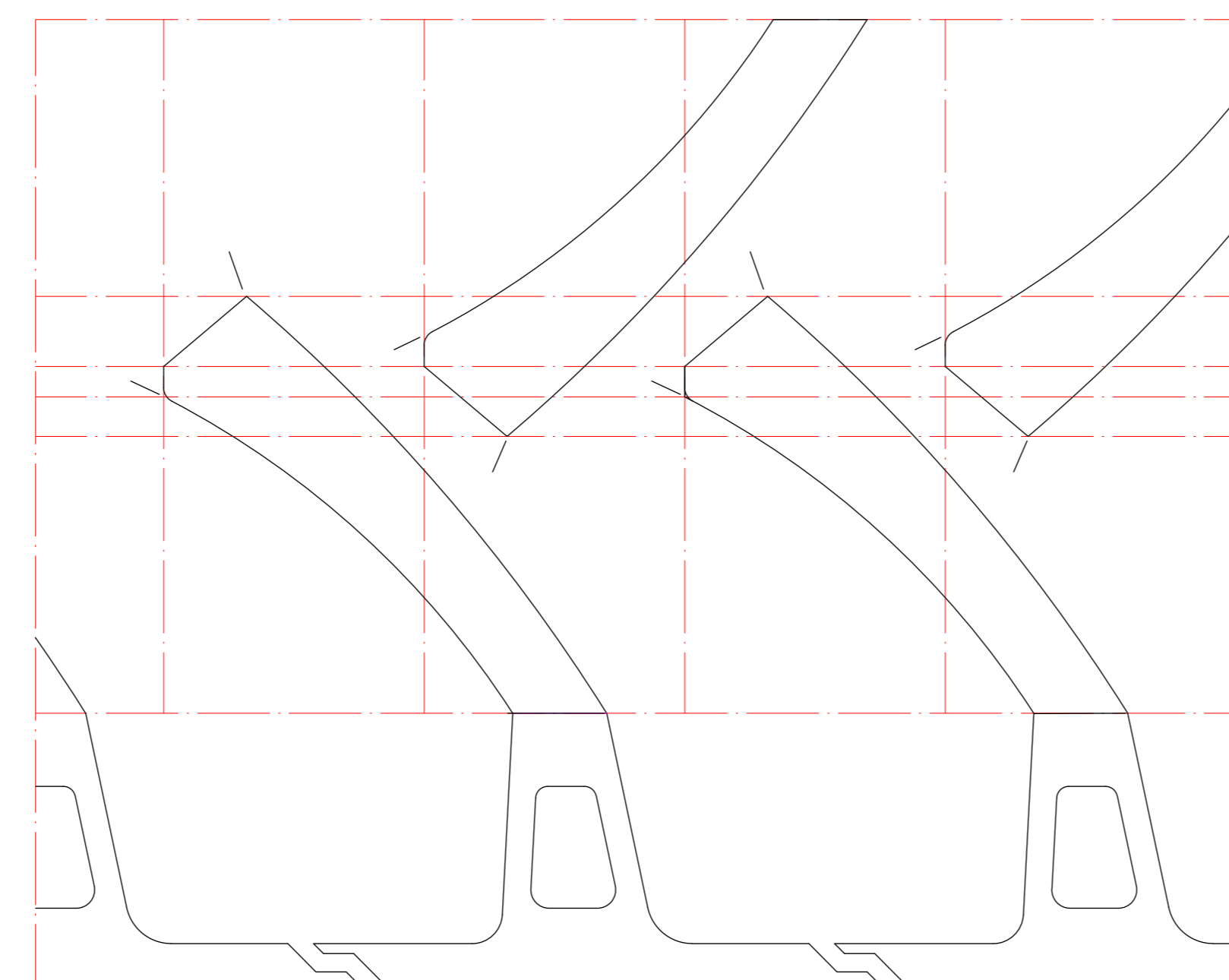
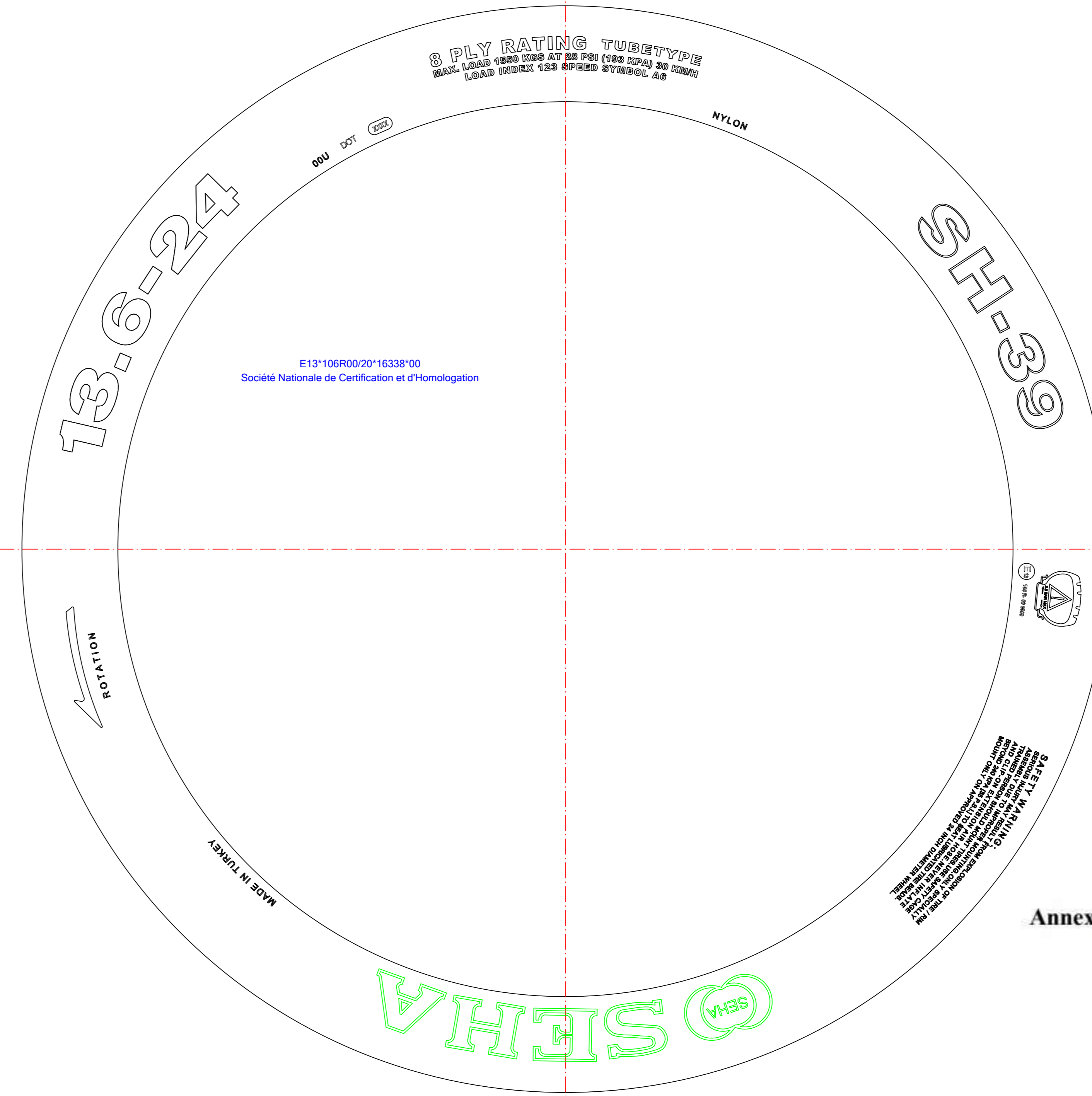
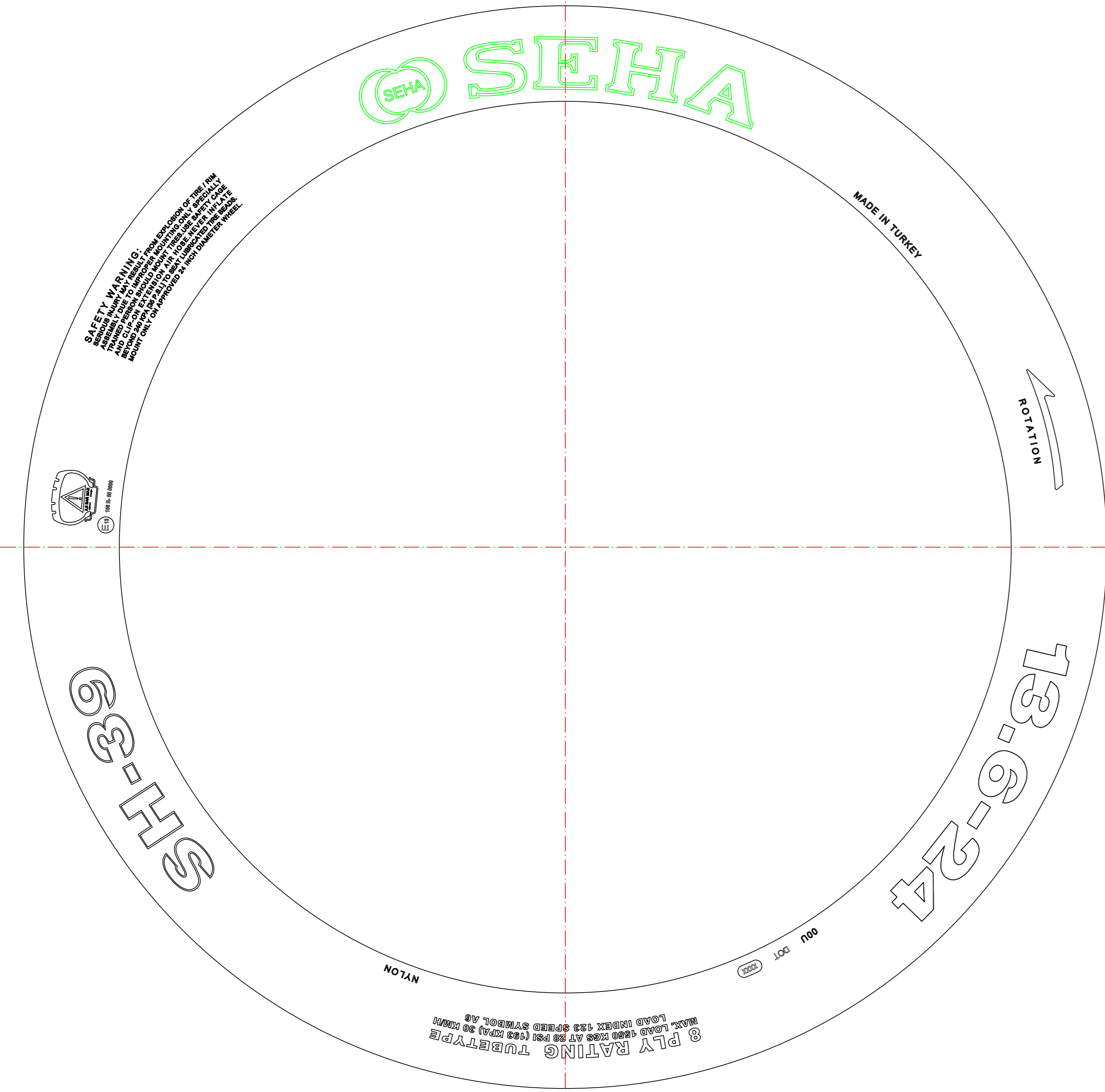
E13*106R0020*16338*00
Société Nationale de Certification et d'Homologation

Çizen Drawn by B.OKUR	Kontrol Checked by K.CIFTCI	Onay Approved by K.CIFTCI	Dizayn-Tasarım Designed by	Sayfa Sheet 1 ölçek scale 1:1	Mak. no / Mac. no	Tarih/Date
					Parça no / Part no	Format

Alakali çizim Relevant Drawing	13.6-24 KNK 50
Parça adı Description	



Annex-2



Annex 2

Arrangement of approval mark



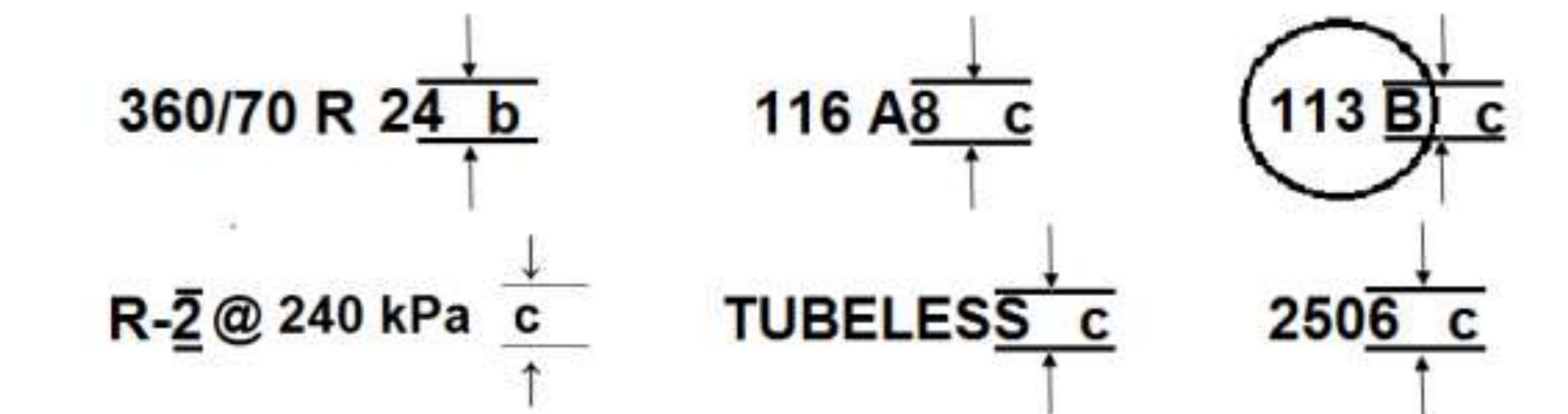
a = 12 mm min

Annex 3

Arrangement of tyre markings

Part A: Drive wheel tyres for agricultural tractors

Example of the markings to be borne by types of tyres complying with this Regulation

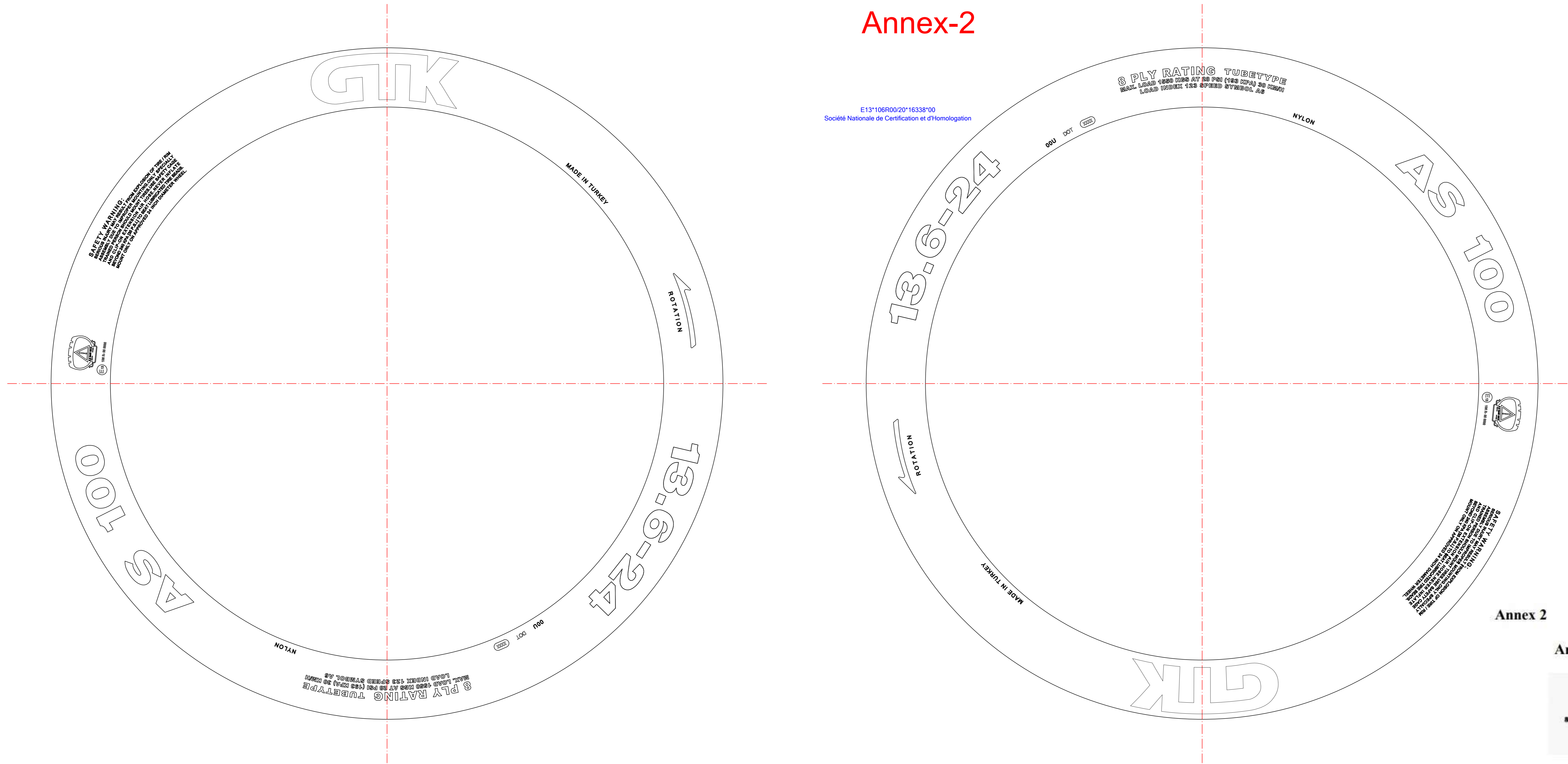


Minimum heights of markings (mm)

Tyres of nominal section width (mm)	Tyres of rim diameter code		
	Up to 12	13 to 19.5	20 and above
up to 130	b = 4 c = 4	b = 6 c = 4	b = 9 c = 4
135 to 235	b = 6 c = 4	b = 6 c = 4	b = 9 c = 4
240 and above	b = 9 c = 4	b = 9 c = 4	b = 9 c = 4

	Malzeme Material	Revizyon no / tarih Revision no / date	Sayfa Sheet 1	Mak. no / Mac. no	Tarih/Date 02.01.2024
Çizen Drawn by B.OKUR	Kontrol Checked by K.CIFTCI	Onay Approved by K.CIFTCI	Dizayn-Tasarım Designed by	ölçek scale 1:1	Parça no / Part no
Alakali çizim Relevant Drawing	13.6-24 SH-39			 LASTİK VE KAUÇUK	
Parça adı Description					

Annex-2



Annex 2

Arrangement of approval mark

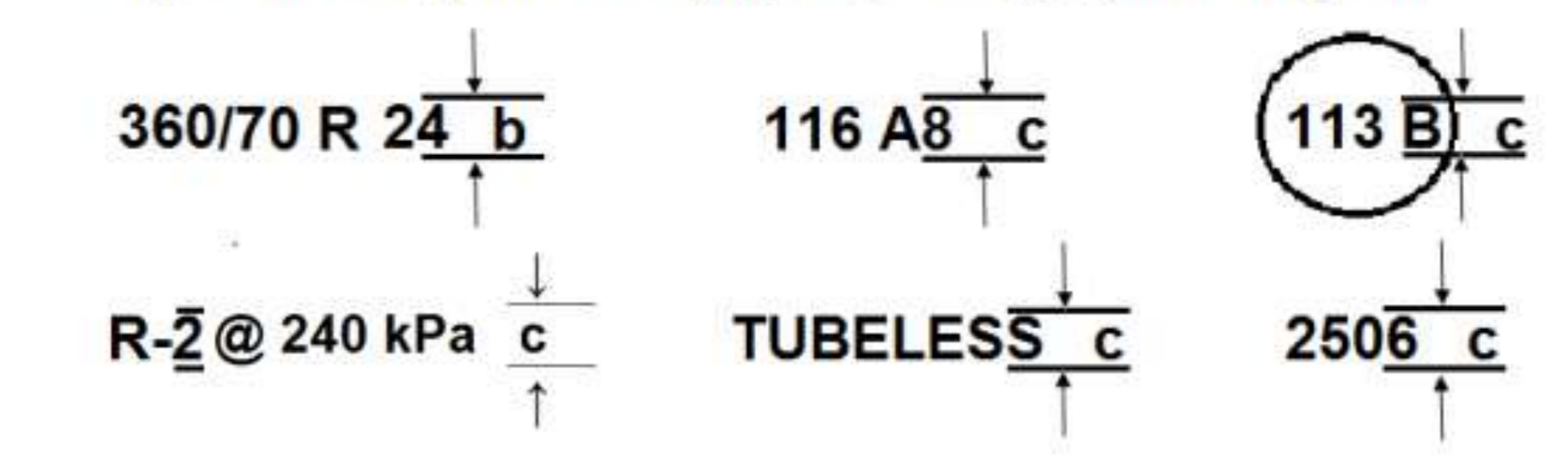


Annex 3

Arrangement of tyre markings

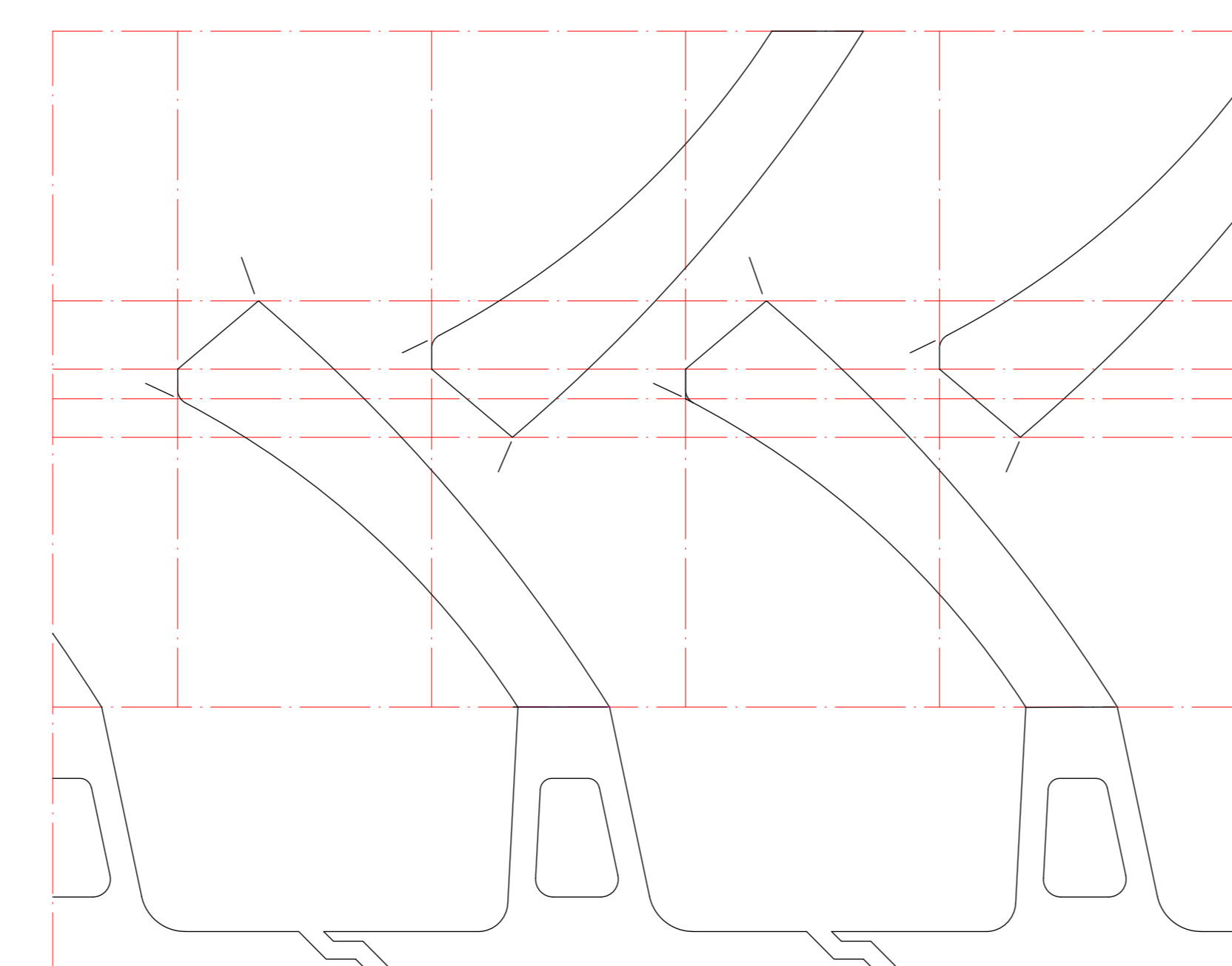
Part A: Drive wheel tyres for agricultural tractors

Example of the markings to be borne by types of tyres complying with this Regulation



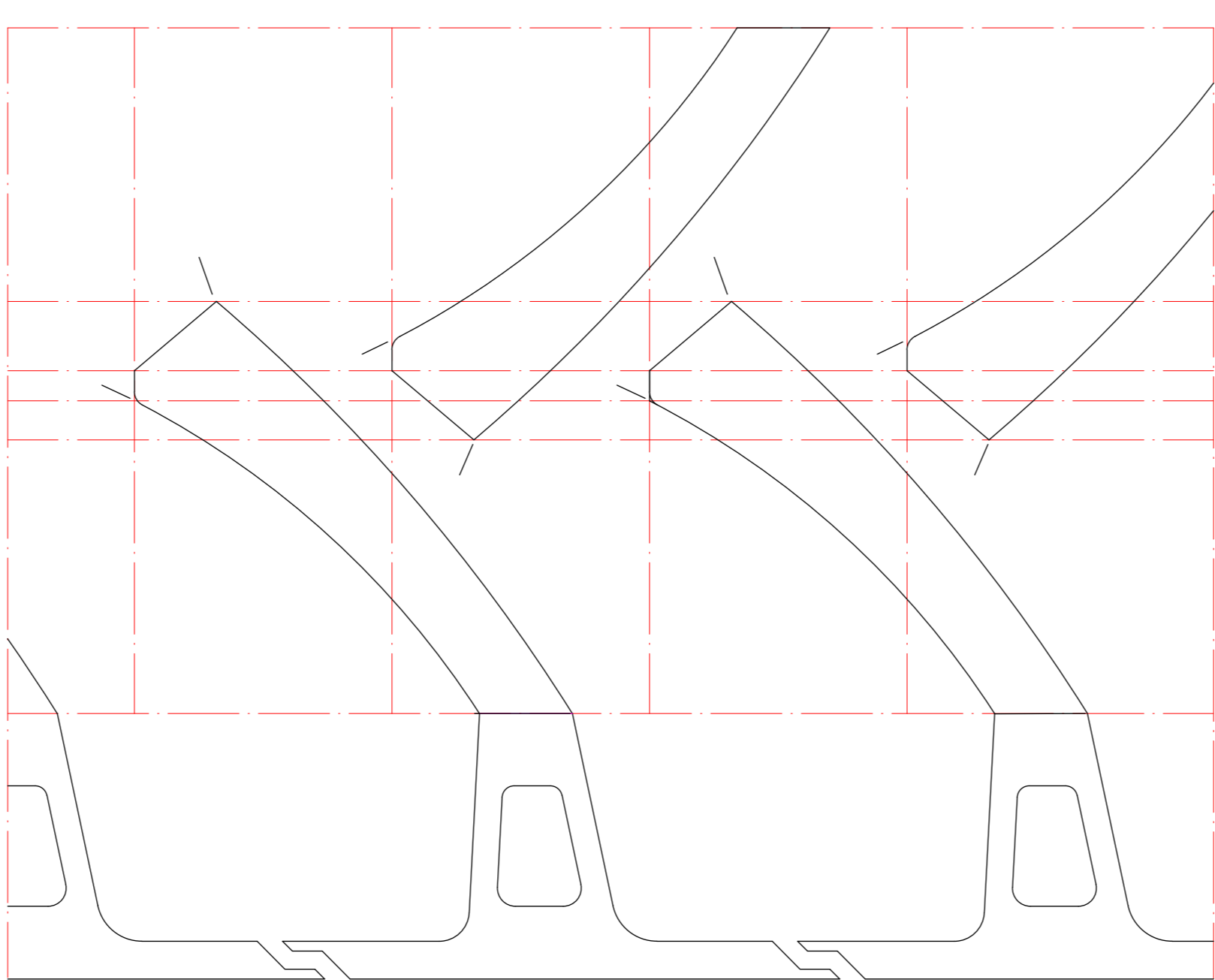
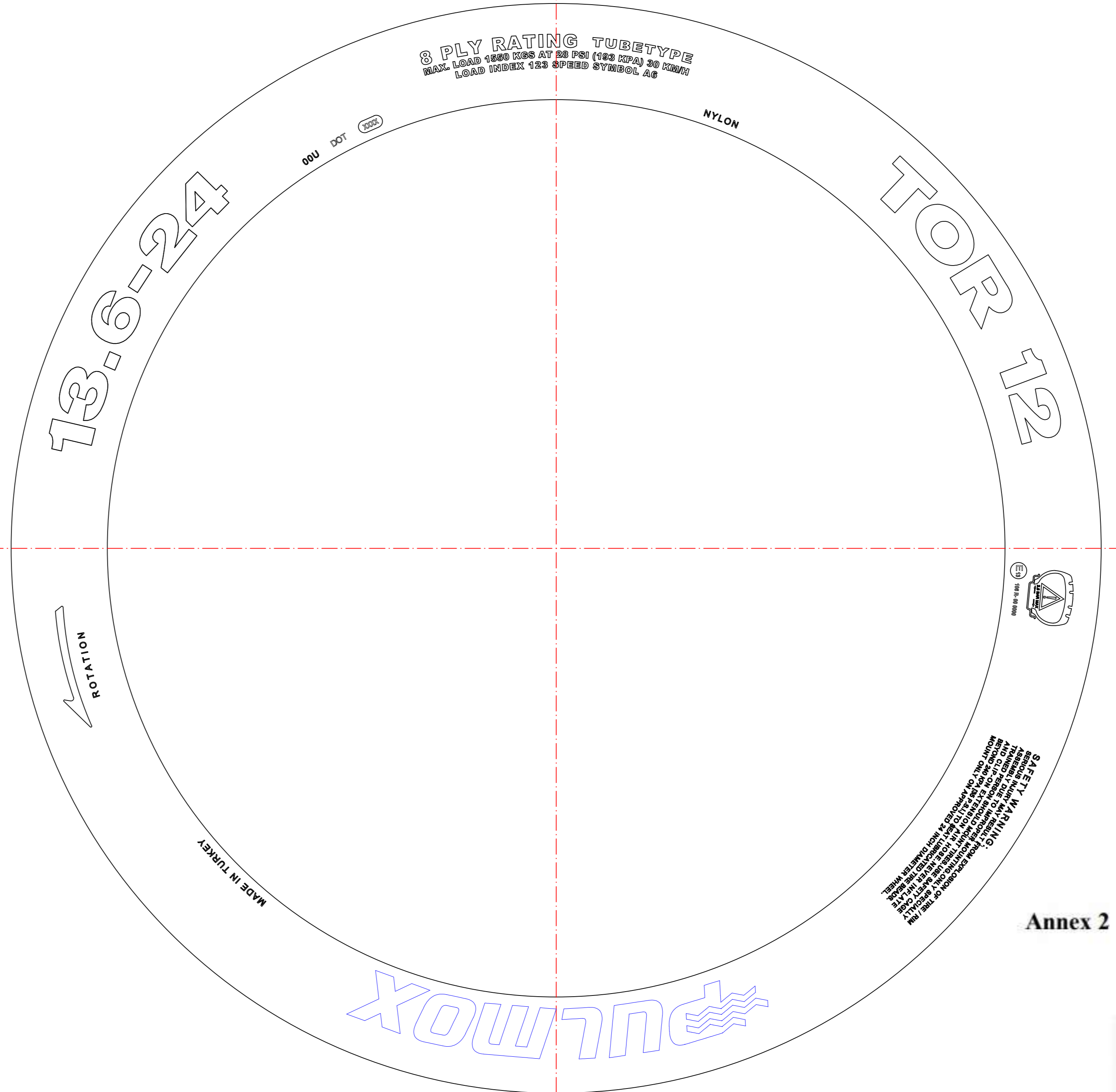
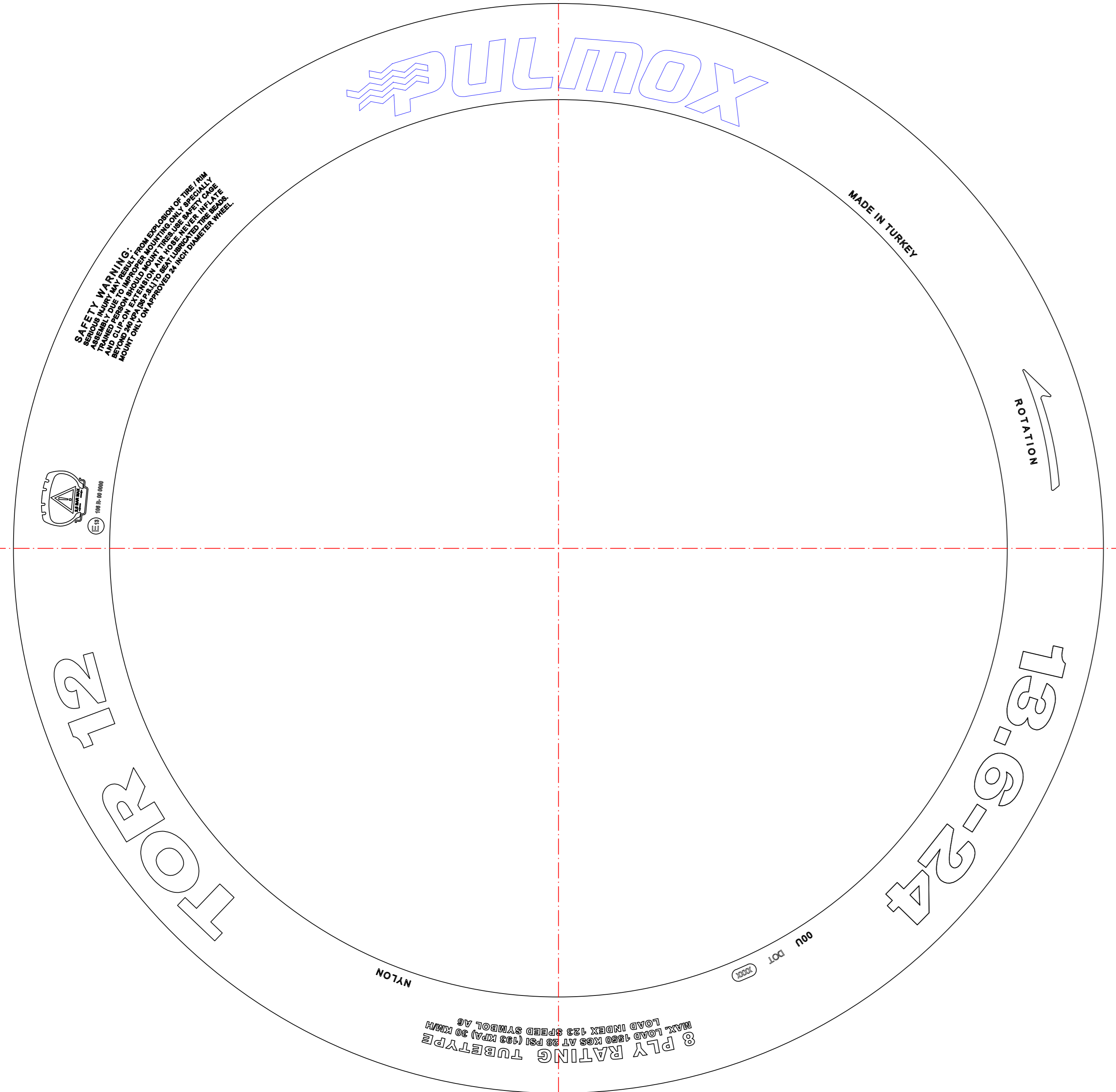
Minimum heights of markings (mm)

Tyres of nominal section width (mm)	Tyres of rim diameter code		
	Up to 12	13 to 19.5	20 and above
up to 130	b = 4 c = 4	b = 6 c = 4	b = 9 c = 4
135 to 235	b = 6 c = 4	b = 6 c = 4	b = 9 c = 4
240 and above	b = 9 c = 4	b = 9 c = 4	b = 9 c = 4



Malzeme Material Çizen Drawn by B.OKUR Alakali çizim Relevant Drawing Parça adı Description	Kontrol Checked by K.CİFTÇİ	Onay Approved by K.CİFTÇİ	Dizayn-Tasarım Designed by	Sayfa Sheet 1 Ölçek scale 1:1	Mak. no / Mac. no	Tarih/Date
					Parça no / Part no	Format
13.6-24 AS 100					 LAST K VE KAUÇUK	

Annex-2



Annex 2

Arrangement of approval mark



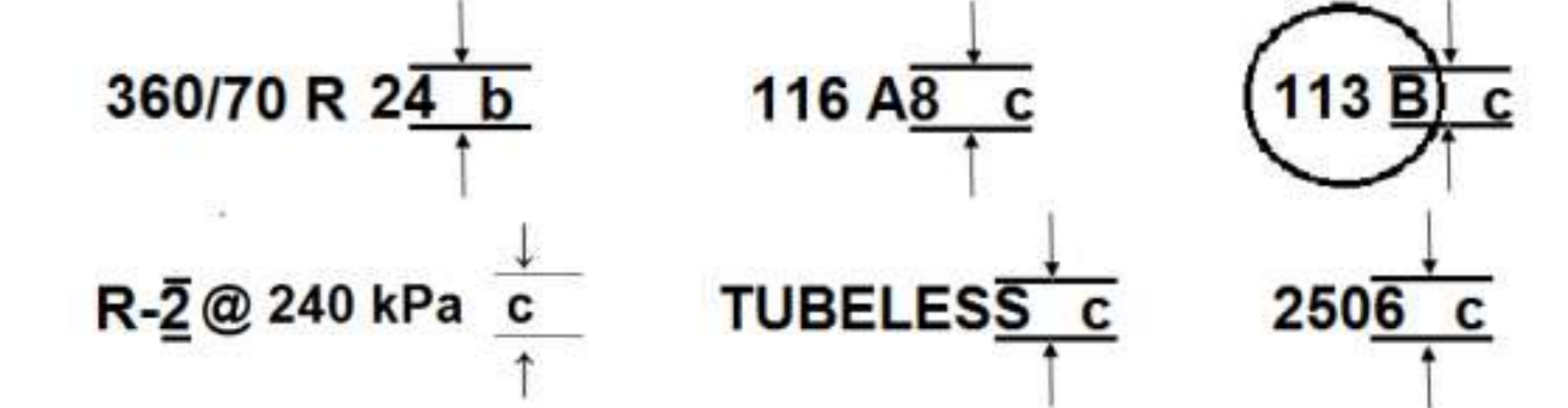
a = 12 mm min

Annex 3

Arrangement of tyre markings

Part A: Drive wheel tyres for agricultural tractors

Example of the markings to be borne by types of tyres complying with this Regulation



Minimum heights of markings (mm)

Tyres of nominal section width (mm)	Tyres of rim diameter code		
	Up to 12	13 to 19.5	20 and above
up to 130	b = 4 c = 4	b = 6 c = 4	b = 9 c = 4
135 to 235	b = 6 c = 4	b = 6 c = 4	b = 9 c = 4
240 and above	b = 9 c = 4	b = 9 c = 4	b = 9 c = 4

	Malzeme Material	Revizyon no / tarih Revision no / date	Sayfa Sheet 1	Mak. no / Mac. no	Tarih/Date
Çizen Drawn by	Kontrol Checked by	Onay Approved by	Dizayn-Tasarım Designed by	ölçek scale 1:1	02.01.2024
B.OKUR	K.CİFTÇİ	K.CİFTÇİ		Parça no / Part no	Format
Alakali çizim Relevant Drawing	Parça adı Description			 LASTİK VE KAUÇUK	
	13.6-24 TOR 12				

Fișă cu informații despre produs

Regulamentul delegat (UE) 2020/740

Denumirea sau marca comercială a furnizorului		HIFLY	
Denumirea comercială		SUPER2000	
Identificatorul tipului de pneu	Clasa de pneuri	200VH9010	C2
Indicativul dimensiunii pneului		195R14C	
Simbolul categoriei de viteză		R (170 km/h)	
Indice de sarcină (pentru montare nejumelată)		106	
Indice de sarcină (pentru montare jumelată)		104	
Clasa de eficiență a consumului de combustibil		C	
Clasa de aderență pe teren umed		C	
Clasa de zgomot exterior de rulare	Valoarea de zgomot exterior de rulare	B	72 dB
Pneu destinat utilizării în condiții extreme de zăpadă		Nu	
Indice de sarcină pentru descrierea serviciului suplimentar (pentru montare nejumelată)		-	
Indice de sarcină pentru descrierea serviciului suplimentar (pentru montare jumelată)		-	
Simbolul categoriei de viteză (pentru descrierea serviciului suplimentar)			
Data începerii producției (Săptămână / An)		01/25	
Data încheierii producției (Săptămână / An)		-	
Informații suplimentare			

Model introdus pe piața Uniunii din 01/01/2025.



Numărul de înregistrare EPREL: 2486908

<https://eprel.ec.europa.eu/qr/2486908>

Furnizor: KKL Consulting SARL (Reprezentant autorizat)

Site web:

Serviciul de asistență pentru clienți:

Nume: Vietnam Cofo Tires Company Limited

Site web:

E-mail: avery.chan@cofotires.com.vn

Telefon: +84 909978822

Adresă:


Lot CN14, CN15 Zone B-Bim Son Industrial Park, Ba Dinh Ward, Bim Son Town, Thanh Hoa Province, Vietnam

Fișă cu informații despre produs

Regulamentul delegat (UE) 2020/740

Denumirea sau marca comercială a furnizorului		Bridgestone	
Denumirea comercială		DURAVIS VAN WINTER	
Identificatorul tipului de pneu	Clasa de pneuri	20931	C2
Indicativul dimensiunii pneului		235/65 R16 C	
Simbolul categoriei de viteză		R (170 km/h)	
Indice de sarcină (pentru montare nejumelată)		115	
Indice de sarcină (pentru montare jumelată)		113	
Clasa de eficiență a consumului de combustibil		C	
Clasa de aderență pe teren umed		A	
Clasa de zgomot exterior de rulare	Valoarea de zgomot exterior de rulare	A	72 dB
Pneu destinat utilizării în condiții extreme de zăpadă		Da	
Indice de sarcină pentru descrierea serviciului suplimentar (pentru montare nejumelată)		-	
Indice de sarcină pentru descrierea serviciului suplimentar (pentru montare jumelată)		-	
Simbolul categoriei de viteză (pentru descrierea serviciului suplimentar)			
Data începerii producției (Săptămână / An)		40/24	
Data încheierii producției (Săptămână / An)		-	
Informații suplimentare			

Model introdus pe piața Uniunii din 01/10/2024.



Numărul de înregistrare EPREL: 502083

<https://eprel.ec.europa.eu/gr/502083>

Furnizor: BRIDGESTONE EU NV/SA (Importator)

Site web: <https://www.bridgestone.eu/>

Serviciul de asistență pentru clienți:

Nume: BSEU Public Contact

Site web: <https://bridgestone-emia.com>

E-mail: bseu.contact@bridgestone.eu

Telefon: +39065056040

Adresă:

Da Vincilaan 1
1930 Zaventem
Belgia

Fișă cu informații despre produs

Regulamentul delegat (UE) 2020/740

Denumirea sau marca comercială a furnizorului		Bridgestone	
Denumirea comercială		DURAVIS VAN	
Identificatorul tipului de pneu	Clasa de pneuri	24535	C2
Indicativul dimensiunii pneului		235/65 R16 C	
Simbolul categoriei de viteză		T (190 km/h)	
Indice de sarcină (pentru montare nejumelată)		115	
Indice de sarcină (pentru montare jumelată)		113	
Clasa de eficiență a consumului de combustibil		A	
Clasa de aderență pe teren umed		A	
Clasa de zgomot exterior de rulare	Valoarea de zgomot exterior de rulare	A	69 dB
Pneu destinat utilizării în condiții extreme de zăpadă		Nu	
Indice de sarcină pentru descrierea serviciului suplimentar (pentru montare nejumelată)		-	
Indice de sarcină pentru descrierea serviciului suplimentar (pentru montare jumelată)		-	
Simbolul categoriei de viteză (pentru descrierea serviciului suplimentar)			
Data începerii producției (Săptămână / An)		20/25	
Data încheierii producției (Săptămână / An)		-	
Informații suplimentare		IPC 24535	

Model introdus pe piața Uniunii din 11/05/2025.



Numărul de înregistrare EPREL: 502084

<https://eprel.ec.europa.eu/gr/502084>

Furnizor: BRIDGESTONE EU NV/SA (Producător)

Site web: <https://www.bridgestone.eu/>

Serviciul de asistență pentru clienți:

Nume: BSEU Public Contact

Site web: <https://bridgestone-emia.com>

E-mail: bseu.contact@bridgestone.eu

Telefon: +39065056040

Adresă:

Da Vincilaan 1
1930 Zaventem
Belgia

Form No.: 003-EN
Issue date: 10.12.2022

CERTIFICATE OF ANALYSIS

Accreditation No: AZS ISO/IEC 17025:2020/AZ 01.0571.01.21

From: ALCO LLC
3, Vali Mammadov st., Sabail dist.
AZ1095, Baku, Azerbaijan

Certificate No.: 202305605
Date of issue: 01/05/2023

To: "EXIMOTOR" SA

Test sample

Product: AVTOIL M10G2K
Material ID: M00046
Date of sampling: 01/05/2023

Manufacture date: 01/05/2023
Batch number: 2305605
Tank ID: T41.4

Test result

Date of analysis: 01/05/2023

Parameters	Unit	Test result	Limit	Test method	Conclusion
Appearance	-	Bright & Clear	Bright & Clear	Visual	Pass
Kinematic viscosity at 100 °C, min.	mm ² /s	10.95	10.5-11.5	ASTM D445	Pass
Viscosity index	-	92	Min. 85	ASTM D2270	Pass
Water content	%	None	Max. 0.05	ASTM D95	Pass
Flash Point, COC	°C	258	Min. 210	ASTM D92	Pass
Pour Point	°C	-18	Max. -15	ASTM D97	Pass
Color, with a dilution of 15:85, units of the CNT	-	0.8	Max. 4.0	ГОСТ 20284	Pass
Density at 20 °C	g/cm ³	0.8872	Max. 0.905	ASTM D4052	Pass

Shelf life: 5 years from the date of manufacture of the product if proper storage conditions are followed.

This product meets the specification set out in its product data sheet (PDS) and has been manufactured in a facility fully complying with the requirements of Integrated Management System standards.

Quality Assurance Laboratory

Address: 1, Kimyachilar st., SCIP., Sumgait, Azerbaijan, AZ5002

Email: lab@azlub.com

Page 1 of 2

Form No.: 003-EN
Issue date: 10.12.2022

Notes & Instructions:

- Tests conducted according to International Standard Test Methods are routinely verified to be in compliance with the latest published versions. Minor changes may be made where they have no material impact on test results and are necessitated by reasons such as safety, environmental standards and method effectiveness.
- This certificate is only valid in its entirety.
- This certificate shall not be reproduced except in full, without the written approval of the laboratory.

Authorised singnatory



**Matilda Yusifova
Head of Laboratory**



**Zaur Mansimov
Laboratory Engineer**



© 2016-2022 | All rights reserved

The logos and trademarks used herein are properties owned by ALCO LLC.



Form No.: 003-EN
Issue date: 10.12.2022

CERTIFICATE OF ANALYSIS

Accreditation No: AZS ISO/IEC 17025:2020/AZ 01.0571.01.21

From: ALCO LLC
3, Vali Mammadov st., Sabail dist.
AZ1095, Baku, Azerbaijan

Certificate No.: 202304586
Date of issue: 27/04/2023

To: "EXIMOTOR" SA

Test sample

Product: AVTOIL M-8B
Material ID: M00047
Date of sampling: 27/04/2023

Manufacture date: 27/04/2023
Batch number: 2304586
Tank ID: T41.4

Test result

Date of analysis: 27/04/2023

Parameters	Unit	Test result	Limit	Test method	Conclusion
Appearance	-	Bright & Clear	Bright & Clear	Visual	Pass
Kinematic viscosity at 100 °C	mm ² /s	8.07	7.5-8.5	ASTM D445	Pass
Viscosity index	-	100	Min. 93	ASTM D2270	Pass
Water content	%	None	Max. 0.05	ASTM D95	Pass
Flash Point, COC	°C	236	Min. 208	ASTM D92	Pass
Pour Point	°C	-25	Max. -25	ASTM D97	Pass
Color, with a dilution of 15:85, units of the CNT	-	0.8	Max. 3.5	ГОСТ 20284	Pass
Density at 20 °C	g/cm ³	0.8806	Max. 0.905	ASTM D4052	Pass

Shelf life: 5 years from the date of manufacture of the product if proper storage conditions are followed.

This product meets the specification set out in its product data sheet (PDS) and has been manufactured in a facility fully complying with the requirements of Integrated Management System standards.

Form No.: 003-EN
Issue date: 10.12.2022

Notes & Instructions:

- Tests conducted according to International Standard Test Methods are routinely verified to be in compliance with the latest published versions. Minor changes may be made where they have no material impact on test results and are necessitated by reasons such as safety, environmental standards and method effectiveness.
- This certificate is only valid in its entirety.
- This certificate shall not be reproduced except in full, without the written approval of the laboratory.

Authorised singnatory



**Matilda Yusifova
Head of Laboratory**



**Zaur Mansimov
Laboratory Engineer**



© 2016-2022 | All rights reserved

The logos and trademarks used herein are properties owned by ALCO LLC.



Form No.: 003-EN
Issue date: 10.12.2022

CERTIFICATE OF ANALYSIS

Accreditation No: AZS ISO/IEC 17025:2020/AZ 01.0571.01.21

From: ALCO LLC
3, Vali Mammadov st., Sabail dist.
AZ1095, Baku, Azerbaijan

Certificate No.: 202305601
Date of issue: 01/05/2023

To: "EXIMOTOR" SA

Test sample

Product: AVTOIL MGE-46V
Material ID: M000197
Date of sampling: 01/05/2023

Manufacture date: 01/05/2023
Batch number: 2305601
Tank ID: T41.2

Test result

Date of analysis: 01/05/2023

Parameters	Unit	Test result	Limit	Test method	Conclusion
Appearance	-	Bright & Clear	Bright & Clear	Visual	Pass
Kinematic viscosity at 40 °C	mm ² /s	45.01	41.4-50.6	ASTM D445	Pass
Viscosity index	-	99	Min. 90	ASTM D2270	Pass
Water content	%	None	Max. 0.05	ASTM D95	Pass
Flash Point, COC	°C	224	Min. 185	ASTM D92	Pass
Pour Point	°C	-27	Max. -24	ASTM D97	Pass
Color	-	1.3	Test & Report	ASTM D1500	Pass
Density at 20 °C	g/cm ³	0.8741	Test & Report	ASTM D4052	Pass

Shelf life: 5 years from the date of manufacture of the product if proper storage conditions are followed.

This product meets the specification set out in its product data sheet (PDS) and has been manufactured in a facility fully complying with the requirements of Integrated Management System standards.

Form No.: 003-EN
Issue date: 10.12.2022

Notes & Instructions:

- Tests conducted according to International Standard Test Methods are routinely verified to be in compliance with the latest published versions. Minor changes may be made where they have no material impact on test results and are necessitated by reasons such as safety, environmental standards and method effectiveness.
- This certificate is only valid in its entirety.
- This certificate shall not be reproduced except in full, without the written approval of the laboratory.

Authorised signatory



**Matilda Yusifova
Head of Laboratory**



**Zaur Mansimov
Laboratory Engineer**



© 2016-2022 | All rights reserved

The logos and trademarks used herein are properties owned by ALCO LLC.



Form No.: 003-EN
Issue date: 10.12.2022

CERTIFICATE OF ANALYSIS

Accreditation No: AZS ISO/IEC 17025:2020/AZ 01.0571.01.21

From: ALCO LLC
3, Vali Mammadov st., Sabail dist.
AZ1095, Baku, Azerbaijan

Certificate No.: 202305606
Date of issue: 01/05/2023

To: "EXIMOTOR" SA

Test sample

Product: AVTOIL INDUSTRIAL HYDRAULIC I-40A
Material ID: M0000174
Date of sampling: 01/05/2023

Manufacture date: 01/05/2023
Batch number: 2305606
Tank ID: T41.2

Test result

Date of analysis: 01/05/2023

Parameters	Unit	Test result	Limit	Test method	Conclusion
Appearance	-	Bright & Clear	Bright & Clear	Visual	Pass
Kinematic viscosity at 100 °C	mm ² /s	67.01	61.0-75.0	ASTM D445	Pass
TAN	mg KOH/g	0.005	Max. 0.05	ASTM D664	Pass
Water content	%	None	Max. 0.05	ASTM D6304	Pass
Flash Point, COC	°C	236	Min. 220	ASTM D92	Pass
Pour Point	°C	-24	Max. -15	ASTM D97	Pass
Color	-	1.8	Test & Report	ASTM D1500	Pass
Density at 20 °C	g/cm ³	0.8795	Test & Report	ASTM D4052	Pass

Shelf life: 5 years from the date of manufacture of the product if proper storage conditions are followed.

This product meets the specification set out in its product data sheet (PDS) and has been manufactured in a facility fully complying with the requirements of Integrated Management System standards.

Form No.: 003-EN
Issue date: 10.12.2022

Notes & Instructions:

- Tests conducted according to International Standard Test Methods are routinely verified to be in compliance with the latest published versions. Minor changes may be made where they have no material impact on test results and are necessitated by reasons such as safety, environmental standards and method effectiveness.
- This certificate is only valid in its entirety.
- This certificate shall not be reproduced except in full, without the written approval of the laboratory.

Authorised signatory



**Matilda Yusifova
Head of Laboratory**



**Zaur Mansimov
Laboratory Engineer**



© 2016-2022 | All rights reserved

The logos and trademarks used herein are properties owned by ALCO LLC.



Form No.: 003-EN
Issue date: 10.12.2022

CERTIFICATE OF ANALYSIS

Accreditation No: AZS ISO/IEC 17025:2020/AZ 01.0571.01.21

From: ALCO LLC
3, Vali Mammadov st., Sabail dist.
AZ1095, Baku, Azerbaijan

Certificate No.: 202305614
Date of issue: 01/05/2023

To: "EXIMOTOR" SA

Test sample

Product: AVTOIL M10DM
Material ID: M00047
Date of sampling: 01/05/2023

Manufacture date: 01/05/2023
Batch number: 2305614
Tank ID: T41.4

Test result

Date of analysis: 01/05/2023

Parameters	Unit	Test result	Limit	Test method	Conclusion
Appearance	-	Bright & Clear	Bright & Clear	Visual	Pass
Kinematic viscosity at 100 °C	mm ² /s	12.08	Min. 11.40	ASTM D445	Pass
Viscosity index	-	98	Min. 90	ASTM D2270	Pass
Water content	%	None	Max. 0.05	ASTM D95	Pass
Flash Point, COC	°C	254	Min. 220	ASTM D92	Pass
Pour Point	°C	-21	Max. -18	ASTM D97	Pass
Color	-	0.8	Max. 3.5	ГОСТ 20284	Pass
Density at 20 °C	g/cm ³	0.8884	Test & Report	ASTM D4052	Pass

Shelf life: 5 years from the date of manufacture of the product if proper storage conditions are followed.

This product meets the specification set out in its product data sheet (PDS) and has been manufactured in a facility fully complying with the requirements of Integrated Management System standards.

Quality Assurance Laboratory

Address: 1, Kimyachilar st., SCIP., Sumgait, Azerbaijan, AZ5002

Email: lab@azlub.com

Page 1 of 2

Form No.: 003-EN
Issue date: 10.12.2022

Notes & Instructions:

- Tests conducted according to International Standard Test Methods are routinely verified to be in compliance with the latest published versions. Minor changes may be made where they have no material impact on test results and are necessitated by reasons such as safety, environmental standards and method effectiveness.
- This certificate is only valid in its entirety.
- This certificate shall not be reproduced except in full, without the written approval of the laboratory.

Authorised signatory



Matilda Yusifova
Head of Laboratory



Zaur Mansimov
Laboratory Engineer



© 2016-2022 | All rights reserved

The logos and trademarks used herein are properties owned by ALCO LLC.



CERTIFICATE OF ANALYSIS

Accreditation No: AZS ISO/IEC 17025:2020/AZ 01.0571.01.21

From: ALCO LLC
3, Vali Mammadov st., Sabail dist.
AZ1095, Baku, Azerbaijan

Certificate No.: 202305619
Date of issue: 03/05/2023

To: "EXIMOTOR" SA

Test sample

Product: AVTOIL TRANSMISSION EP 80W90 GL-4
Material ID: M0000178
Date of sampling: 03/05/2023

Manufacture date: 03/05/2023
Batch number: 2305619
Tank ID: T41.4

Test result

Date of analysis: 03/05/2023

Parameters	Unit	Test result	Limit	Test method	Conclusion
Appearance	-	Bright & Clear	Bright & Clear	Visual	Pass
Kinematic viscosity at 100 °C	mm ² /s	15.61	13.5-18.5	ASTM D445	Pass
Viscosity index	-	95	Min. 95	ASTM D2270	Pass
Water content	%	None	Max. 0.05	ASTM D95	Pass
Flash Point, COC	°C	236	Min. 200	ASTM D92	Pass
Pour Point	°C	-30	Max. -30	ASTM D97	Pass
Color	-	3.5	Test & Report	ASTM D1500	Pass
Density at 20 °C	g/cm ³	0.8891	Test & Report	ASTM D4052	Pass

Shelf life: 5 years from the date of manufacture of the product if proper storage conditions are followed.

This product meets the specification set out in its product data sheet (PDS) and has been manufactured in a facility fully complying with the requirements of Integrated Management System standards.

Form No.: 003-EN
Issue date: 10.12.2022

Notes & Instructions:

- Tests conducted according to International Standard Test Methods are routinely verified to be in compliance with the latest published versions. Minor changes may be made where they have no material impact on test results and are necessitated by reasons such as safety, environmental standards and method effectiveness.
- This certificate is only valid in its entirety.
- This certificate shall not be reproduced except in full, without the written approval of the laboratory.

Authorised signatory



**Matilda Yusifova
Head of Laboratory**



**Zaur Mansimov
Laboratory Engineer**



© 2016-2022 | All rights reserved

The logos and trademarks used herein are properties owned by ALCO LLC.



Form No.: 003-EN
Issue date: 10.12.2022

CERTIFICATE OF ANALYSIS

Accreditation No: AZS ISO/IEC 17025:2020/AZ 01.0571.01.21

From: ALCO LLC
3, Vali Mammadov st., Sabail dist.
AZ1095, Baku, Azerbaijan

Certificate No.: 202305621
Date of issue: 04/05/2023

To: "EXIMOTOR" SA

Test sample

Product: AVTOIL TAD 17
Material ID: M000269
Date of sampling: 04/05/2023

Manufacture date: 04/05/2023
Batch number: 2305621
Tank ID: T41.4

Test result

Date of analysis: 04/05/2023

Parameters	Unit	Test result	Limit	Test method	Conclusion
Appearance	-	Bright & Clear	Bright & Clear	Visual	Pass
Kinematic viscosity at 100 °C	mm ² /s	17.76	Min. 17.50	ASTM D445	Pass
Viscosity index	-	96	Min. 95	ASTM D2270	Pass
Water content	%	None	Max. 0.05	ASTM D95	Pass
Flash Point, COC	°C	212	Min. 200	ASTM D92	Pass
Pour Point	°C	-30	Max. -30	ASTM D97	Pass
Density at 20 °C, max.	g/cm ³	0.8915	Test & Report	ASTM D4052	Pass

Shelf life: 5 years from the date of manufacture of the product if proper storage conditions are followed.

This product meets the specification set out in its product data sheet (PDS) and has been manufactured in a facility fully complying with the requirements of Integrated Management System standards.

Notes & Instructions:

- Tests conducted according to International Standard Test Methods are routinely verified to be in compliance with the latest published versions. Minor changes may be made where they have no material impact on test results and are necessitated by reasons such as safety, environmental standards and method effectiveness.
- This certificate is only valid in its entirety.
- This certificate shall not be reproduced except in full, without the written approval of the laboratory.

Authorised signatory



**Matilda Yusifova
Head of Laboratory**



**Zaur Mansimov
Laboratory Engineer**



AVTOIL TRANSMISSION EP 80W90 GL-4

Safety Data Sheet

according to Regulation (EC) No. 1907/2006 (REACH) with its amendment

Regulation (EU) 2015/830 Date of issue: 6/1/2017 Supersedes: 5/1/2015

SECTION 1: Identification of the substance/mixture and of the company/undertaking

1.1. Product identifier

Product form : Mixture
 Product name : AVTOIL TRANSMISSION EP 80W90 GL-4
 Product code : T0000178
 Type of product : Transmission Oils, Lubricants
 Synonyms : Transmission Oils
 Product group : Blend

1.2. Relevant identified uses of the substance or mixture and uses advised against

1.2.1. Relevant identified uses

Intended for general public
 Main use category : Consumer use, Professional use
 Industrial/Professional use spec : Distribution
 Formulation & (re)packing of substances and mixtures Used in closed systems
 Engine oils
 Function or use category : Functional Fluids

1.2.2. Uses advised against

Restrictions on use : Comply with instructions for use (refer to technical sheet)

1.3. Details of the supplier of the safety data sheet

ALCO LLC - Aminol Lubricating Oil Azerbaijan,
 Sumgait, Kimyachilar 1, AZ1000
 Phone: +994 12 505 68 10
 info@azlub.com

1.4. Emergency telephone number

Emergency number : Unified emergency number: 112

SECTION 2: Hazards identification

2.1. Classification of the substance or mixture Classification

according to Regulation (EC) No. 1272/2008 [CLP]

Hazardous to the aquatic environment
 — Chronic Hazard, Category 3 H412

Full text of hazard classes and H-statements : see section 16

Adverse physicochemical, human health and environmental effects

Causes eye irritation. Harmful to aquatic life with long lasting effects.

2.2. Label elements

Labelling according to Regulation (EC) No. 1272/2008 [CLP]

Hazard pictograms (CLP) :



GHS07

Signal word (CLP) :

Warning

Hazard statements (CLP) :

H412 - Harmful to aquatic life with long lasting effects

Precautionary statements (CLP) :

P101 - If medical advice is needed, have product container or label at hand
 P102 - Keep out of reach of children
 P273 - Avoid release to the environment

AVTOIL TRANSMISSION EP 80W90 GL-4

Safety Data Sheet

according to Regulation (EC) No. 1907/2006 (REACH) with its amendment Regulation (EU) 2015/830

P501 - Dispose of contents/container to hazardous or special waste collection point, in accordance with local, regional, national and/or international regulation

EUH-statements : EUH210 - Safety data sheet available on request
Security closing plug for children : Not applicable
Tactile warning : Not applicable

2.3. Other hazards

Other hazards not contributing to the classification : None under normal conditions
PBT: not relevant – no registration required
vPvB: not relevant – no registration required

SECTION 3: Composition/information on ingredients

3.1. Substances

Not applicable

3.2. Mixtures

Name	Product identifier	%	Classification according to Regulation (EC) No. 1272/2008 [CLP]
Lubricating oils (petroleum), C20-50, hydrotreated neutral oil-based	(CAS-No.) 72623-87-1 (EC-No.) 276-738-4 (REACH-no) 01-2119474889-13-0000; 01-2119474889-13-0003	0 - 95	Asp. Tox. 1, H304
Lubricating oils (petroleum), C20-50, hydrotreated neutral oil-based	(CAS-No.) 72623-87-1 (EC-No.) 276-738-4 (REACH-no) 01-2119474889-13-0000	0 - 95	Not classified
Bis(nonylphenyl)amine	(CAS-No.) 36878-20-3 (EC-No.) 253-249-4 (REACH-no) 01-2119488911-28	< 0.85	Aquatic Chronic 4, H413
Thiophene, tetrahydro-, 1,1-dioxide, 3-(C9-11 branched alkyloxy) derivs., C10-rich	(CAS-No.) 398141-87-2 (EC-No.) 800-172-4 (REACH-no) 01-2119969520-35	< 0.2	Aquatic Chronic 2, H411
Reaction products of an alkylthioalcohol and substituted phosphorous compounds	(CAS-No.) - (EC-No.) 424-820-7 (REACH-no) 01-0000017126-75	< 0.2	Acute Tox. 4 (Dermal), H312 Skin Corr. 1, H314 Aquatic Acute 1, H400 Aquatic Chronic 1, H410 (M=10)

Comments : Note L : The classification as a carcinogen need not apply if it can be shown that the substance contains less than 3 % DMSO extract as measured by IP 346 'Determination of polycyclic aromatics in unused lubricating base oils and asphaltene free petroleum fractions —Dimethyl sulphoxide extraction refractive index method', Institute of Petroleum, London. This note applies only to certain complex oil-derived substances in Part 3.
Not available REACH number or substance is not currently required for registration under REACH

Full text of H-statements: see section 16

SECTION 4: First aid measures

4.1. Description of first aid measures

First-aid measures general : Never give anything by mouth to an unconscious person.
First-aid measures after inhalation : Give oxygen or artificial respiration if necessary. Remove victim to fresh air and keep at rest in a position comfortable for breathing. Get immediate medical advice/attention.
First-aid measures after skin contact : Wash skin with plenty of water. Remove/Take off immediately all contaminated clothing. If skin irritation or rash occurs: Get medical advice/attention.
First-aid measures after eye contact : Rinse cautiously with water for several minutes. Remove contact lenses, if present and easy to do. Continue rinsing. If eye irritation persists: Get medical advice/attention.
First-aid measures after ingestion : Call a poison center or a doctor if you feel unwell.

4.2. Most important symptoms and effects, both acute and delayed

Symptoms/effects : Not expected to present a significant hazard under anticipated conditions of normal use.
Symptoms/effects after inhalation : May cause drowsiness or dizziness. May cause headache, nausea and irritation of respiratory tract.
Symptoms/effects after skin contact : Contact during a long period may cause light irritation. Repeated exposure may cause skin dryness or cracking.
Symptoms/effects after eye contact : Causes serious eye irritation. redness, itching, tears

AVTOIL TRANSMISSION EP 80W90 GL-4

Safety Data Sheet

according to Regulation (EC) No. 1907/2006 (REACH) with its amendment Regulation (EU) 2015/830

Symptoms/effects after ingestion : Ingestion may cause nausea and vomiting. Risk of lungeoedema.

4.3. Indication of any immediate medical attention and special treatment needed

Treat symptomatically.

SECTION 5: Firefighting measures

5.1. Extinguishing media

Suitable extinguishing media : Water spray. Dry powder. Foam. Carbon dioxide.

Unsuitable extinguishing media : Do not use a heavy waterstream.

5.2. Special hazards arising from the substance or mixture

Fire hazard : In case of fire and/or explosion do not breathe fumes.

Hazardous decomposition products in case of fire : Toxic fumes may be released.

5.3. Advice for firefighters

Precautionary measures fire : Evacuate area. Eliminate all ignition sources if safe to do so.

Protection during firefighting : Do not attempt to take action without suitable protective equipment. Self-contained breathing apparatus. Complete protective clothing.

Other information : On exposure to high temperature, may decompose, releasing toxic gases.

SECTION 6: Accidental release measures

6.1. Personal precautions, protective equipment and emergency procedures

General measures : Clean up any spills as soon as possible, using an absorbent material to collect it. Eliminate every possible source of ignition.

6.1.1. For non-emergency personnel

Protective equipment : Wear recommended personal protective equipment.

Emergency procedures : Ventilate spillage area. Avoid contact with skin and eyes. Avoid breathing mist, vapours.

6.1.2. For emergency responders

Protective equipment : Do not attempt to take action without suitable protective equipment. For further information refer to section 8: "Exposure controls/personal protection".

Emergency procedures : Ventilate area. Stop release. Cover spill with non combustible material, e.g.: sand/earth. Prevent from entering sewers, basements and workpits, or any place where its accumulation can be dangerous. Evacuate unnecessary personnel.

6.2. Environmental precautions

Avoid release to the environment.

6.3. Methods and material for containment and cleaning up

For containment : Collect spillage.

Methods for cleaning up : Take up liquid spill into absorbent material.

Other information : Dispose of materials or solid residues at an authorized site. For

6.4. Reference to other sections

further information refer to section 13.

SECTION 7: Handling and storage

7.1. Precautions for safe handling

Precautions for safe handling : Ensure good ventilation of the work station. Avoid contact with skin and eyes. Avoid breathing mist, vapours. Wear personal protective equipment.

Hygiene measures : Contaminated work clothing should not be allowed out of the workplace. Wash contaminated clothing before reuse. Do not eat, drink or smoke when using this product. Always wash hands after handling the product.

7.2. Conditions for safe storage, including any incompatibilities

Technical measures : Comply with applicable regulations. Use only non-sparking tools.

Storage conditions : Store in a well-ventilated place. Keep cool.

Incompatible products : Oxidizing agent.

Incompatible materials : Sources of ignition.

7.3. Specific end use(s)

Product information.

SECTION 8: Exposure controls/personal protection

8.1. Control parameters

AVTOIL TRANSMISSION EP 80W90 GL-4

Safety Data Sheet

according to Regulation (EC) No. 1907/2006 (REACH) with its amendment Regulation (EU) 2015/830

Distillates (petroleum), hydrotreated heavy paraffinic (64742-54-7)		
EU	IOELV TWA (mg/m ³)	5 mg/m ³
EU	IOELV STEL (mg/m ³)	10 mg/m ³

8.2. Exposure controls

Appropriate engineering controls:

Ensure good ventilation of the work station.

Personal protective equipment:

Gloves. Protectiveclothing. Protective goggles.

Hand protection:

protective gloves: neoprene gloves, PVA. Chemical resistant PVC gloves (to European standard EN 374 or equivalent). EN 420

Eye protection:

Safety glasses. EN 166. EN 168

Skin and body protection:

Wear suitable protective clothing

Respiratory protection:

In case of insufficient ventilation, wear suitable respiratory equipment. EN 405



Environmental exposure controls:

Avoid release to the environment.

SECTION 9: Physical and chemical properties

9.1. Information on basic physical and chemical properties

Physical state	: Liquid
Colour	: Brown
Odour	: characteristic.
Odour threshold	: No data available
pH	: No data available
Relative evaporation rate (butylacetate=1)	: No data available
Melting point	: Notapplicable
Freezing point	: -30°C
Boiling point	: > 315 °C
Flash point	: 215°C
Auto-ignition temperature	: > 315 °C
Decomposition temperature	: No dataavailable
Flammability (solid, gas)	: Not applicable
Vapour pressure	: < 10 Pa
Relative vapour density at 20 °C	: >1
Relative density	: No dataavailable
Density	: 0.890
Solubility	: soluble in most organic solvents.
Log Pow	: No data available
Viscosity, kinematic	: 14.3 cSt@100°C
Viscosity, dynamic	: No data available
Explosive properties	: Not applicable.
Oxidising properties	: Not applicable.
Explosive limits	: No data available

AVTOIL TRANSMISSION EP 80W90 GL-4

Safety Data Sheet

according to Regulation (EC) No. 1907/2006 (REACH) with its amendment Regulation (EU) 2015/830

9.2. Other information

No additional information available

SECTION 10: Stability and reactivity

10.1. Reactivity

The product is non-reactive under normal conditions of use, storage and transport.

10.2. Chemical stability

Stable under normal conditions.

10.3. Possibility of hazardous reactions

No dangerous reactions known under normal conditions of use.

10.4. Conditions to avoid

None under recommended storage and handling conditions (see section 7). Keep away from heat, hot surfaces, sparks, open flames and other ignition sources. No smoking.

10.5. Incompatible materials

Oxidizing agent. Strong acids. Strong bases.

10.6. Hazardous decomposition products

Under normal conditions of storage and use, hazardous decomposition products should not be produced.

SECTION 11: Toxicological information

11.1. Information on toxicological effects

Acute toxicity : Not classified (Based on available data, the classification criteria are not met)

Distillates (petroleum), hydrotreated heavy paraffinic (64742-54-7)	
LD50 oral rat	> 5000 mg/kg bodyweight (OECD 401 method)
LD50 dermal rabbit	> 2000 mg/kg bodyweight (OECD 402 method)
LC50 inhalation rat (mg/l)	> 5 mg/l/4h (OECD 403 method)
phenol, dodecyl-, branched (121158-58-5)	
LD50 oral rat	2100 mg/kg bodyweight (OECD 401 method)
LD50 dermal rat	15000 mg/kg bodyweight (OECD 402 method)
Phosphorodithioic acid, mixed O,O-bis(1,3-dimethylbutyl) and iso-Pr esters, zinc salts (84605-29-8)	
LD50 oral rat	≈ 4468 mg/kg bodyweight (OECD 401 method)
LD50 dermal rat	> 2002 mg/kg bodyweight (OECD 402 method)
LC50 inhalation rat (mg/l)	> 2.3 mg/l (OECD 403 method)
Phosphorodithioic acid, mixed O,O-bis(iso-Bu and pentyl) esters, zinc salts (68457-79-4)	
LD50 oral rat	> 3600 mg/kg (OECD 202 method)
LD50 dermal rat	> 20 g/kg

Skin corrosion/irritation	: Not classified
Serious eye damage/irritation	: Causes serious eye irritation.
Respiratory or skin sensitisation	: Not classified
Germ cell mutagenicity	: This substance does not meet the criteria for classification as CMR category 1A or 1B according to CLP
Carcinogenicity	: This substance does not meet the criteria for classification as CMR category 1A or 1B according to CLP
Reproductive toxicity	: This substance does not meet the criteria for classification as CMR category 1A or 1B according to CLP
STOT-single exposure	: Not classified (Based on available data, the classification criteria are not met)
STOT-repeated exposure	: Not classified (Based on available data, the classification criteria are not met)

phenol, dodecyl-, branched (121158-58-5)	
NOAEL (oral, rat, 90 days)	15 mg/kg bodyweight/day (OECD 416 method)
NOAEL (subacute, oral, animal/male, 28 days)	60 mg/kg bodyweight (OECD 407 method)

Aspiration hazard : Not classified

AVTOIL TRANSMISSION EP 80W90 GL-4	
Viscosity, kinematic	14.3 cst @100°C

Potential adverse human health effects and symptoms : Based on available data, the classification criteria are not met.

AVTOIL TRANSMISSION EP 80W90 GL-4

Safety Data Sheet

according to Regulation (EC) No. 1907/2006 (REACH) with its amendment Regulation (EU) 2015/830

SECTION 12: Ecological information

12.1. Toxicity

Ecology - general : Harmful to aquatic life with long lasting effects.

Lubricating oils (petroleum), C20-50, hydrotreated neutral oil-based (72623-87-1)	
LC50 fish 1	> 100 mg/l (OECD 203 method)
EC50 Daphnia 1	> 10000 mg/l (OECD 202 method)
EC50 72h algae (1)	> 1000 mg/l (OECD 201 method)
NOEL, aquatic invertebrates, Chronic	< 1 mg/l (21 days, (OECD 211 method))
NOEL, algae, Chronic	> 100 mg/l (72 Hours, (OECD 201 method))
NOEL, microorganisms, Chronic	> 1.93 mg/l (10 minutes, DIN 38412)
NOEL, daphnia, Chronic	> 10 mg/l (21 days)
Lubricating oils (petroleum), C20-50, hydrotreated neutral oil-based (72623-87-1)	
LC50 fish 1	> 100 mg/l (OECD 203 method)
EC50 Daphnia 1	> 10000 mg/l (OECD 202 method)
EC50 72h algae (1)	> 1000 mg/l (OECD 201 method)
NOEL, aquatic invertebrates, Chronic	< 1 mg/l (21 days, (OECD 211 method))
NOEL, algae, Chronic	> 100 mg/l (72 Hours, (OECD 201 method))
NOEL, microorganisms, Chronic	> 1.93 mg/l (10 minutes, DIN 38412)
NOEL, daphnia, Chronic	> 10 mg/l (21 days)
Thiophene, tetrahydro-, 1,1-dioxide, 3-(C9-11 branched alkyloxy) derivs., C10-rich (398141-87-2)	
LC50 fish 1	3.3 mg/l (OECD 203 method)
EC50 Daphnia 1	4.6 mg/l (OECD 202 method)
EC50 72h algae (1)	63 mg/l (OECD 201 method)
NOEC chronic fish	1 mg/l
NOEC chronic crustacea	0.63 mg/l
NOEC chronic algae	0.313 mg/l
Reaction products of an alkylthioalcohol and substituted phosphorous compounds (-)	
LC50 fish 1	>= 1.5 mg/l (OECD 203 method)
EC50 Daphnia 1	>= 0.09 mg/l (OECD 203 method)
EC50 72h algae (1)	>= 0.31 mg/l (OECD 203 method)
M-Factor chronic (CLP)	10

12.2. Persistence and degradability

AMINOL TRANSMISSION TN 1 80W90 GL-4	
Persistence and degradability	Not readily biodegradable, according to appropriate OECD test due to properties of several components.
Lubricating oils (petroleum), C20-50, hydrotreated neutral oil-based (72623-87-1)	
Persistence and degradability	Not readily biodegradable, according to appropriate OECD test due to properties of several components.
Biodegradation	< 32 % (OECD 301B method)
Lubricating oils (petroleum), C20-50, hydrotreated neutral oil-based (72623-87-1)	
Persistence and degradability	Not readily biodegradable, according to appropriate OECD test due to properties of several components
Biodegradation	< 32 % (OECD 301B method)
Phosphorodithioic acid, mixed O,O-bis(1,3-dimethylbutyl and iso-Pr) esters, zinc salts (84605-29-8)	
Biodegradation	9.6 % Not readily biodegradable

12.3. Bioaccumulative potential

AVTOIL TRANSMISSION EP 80W90 GL-4	
Bioaccumulative potential	Bioaccumulative potential.
Lubricating oils (petroleum), C20-50, hydrotreated neutral oil-based (72623-87-1)	
Log Kow	3.5 - 6 Moderately bioaccumulative
Lubricants oils (petroleum), C20-50, hydrotreated neutral oil-based (72623-87-1)	
Log Kow	3.5 - 6 Moderately bioaccumulative
Thiophene, tetrahydro-, 1,1-dioxide, 3-(C9-11 branched alkyloxy) derivs., C10-rich (398141-87-2)	
BCF fish 1	27.54
Log Kow	4.1 Moderately bioaccumulative

AVTOIL TRANSMISSION EP 80W90 GL-4

Safety Data Sheet

according to Regulation (EC) No. 1907/2006 (REACH) with its amendment Regulation (EU) 2015/830

12.4. Mobility in soil

No additional information available

12.3. Results of PBT and vPvB assessment

AVTOIL TRANSMISSION EP 80W90 GL-4

PBT: not relevant – no registration required

vPvB: not relevant – no registration required

Component	
Lubricating oils (petroleum), C20-50, hydrotreated neutral oil-based (72623-87-1)	PBT: not relevant – no registration required vPvB: not relevant – no registration required
Lubricating oils (petroleum), C20-50, hydrotreated neutral oil-based (72623-87-1)	PBT: not relevant – no registration required vPvB: not relevant – no registration required

12.2. Other adverse effects

Additional information : No other effects known

SECTION 13: Disposal considerations

13.1. Waste treatment methods

Regional legislation (waste)	: Disposal must be done according to official regulations.
Waste treatment methods	: Empty containers should be taken for recycling, recovery or waste in accordance with local regulation. Dispose of contents/container in accordance with licensed collector's sorting instructions.
Sewage disposal recommendations	: Disposal must be done according to official regulations.
Product/Packaging disposal recommendations	: Avoid release to the environment.
European List of Waste (LoW) code	: 13 02 05* - mineral-based non-chlorinated engine, gear and lubricating oils

SECTION 14: Transport information

In accordance with ADR / RID / IMDG / IATA / ADN

14.1. UN number

UN-No. (ADR)	: Not regulated
UN-No. (IMDG)	: Not regulated
UN-No. (IATA)	: Not regulated
UN-No. (ADN)	: Not regulated
UN-No. (RID)	: Not regulated

14.2. UN proper shipping name

Proper Shipping Name (ADR)	: Not regulated
Proper Shipping Name (IMDG)	: Not regulated
Proper Shipping Name (IATA)	: Not regulated
Proper Shipping Name (ADN)	: Not regulated
Proper Shipping Name (RID)	: Not regulated

14.3. Transport hazard class(es)

ADR

Transport hazard class(es) (ADR) : Not regulated

IMDG

Transport hazard class(es) (IMDG) : Not regulated

IATA

Transport hazard class(es) (IATA) : Not regulated

ADN

Transport hazard class(es) (ADN) : Not regulated

AVTOIL TRANSMISSION EP 80W90 GL-4

Safety Data Sheet

according to Regulation (EC) No. 1907/2006 (REACH) with its amendment Regulation (EU) 2015/830

RID

Transport hazard class(es) (RID) : Not regulated

14.4. Packing group

Packing group (ADR) : Not regulated
Packing group (IMDG) : Not regulated
Packing group (IATA) : Not regulated
Packing group (ADN) : Not regulated
Packing group (RID) : Not regulated

14.5. Environmental hazards

Dangerous for the environment : No
Marine pollutant : No
Other information : No supplementary information available

14.6. Special precautions for user

- Overland transport

Not regulated

- Transport by sea

Not regulated

- Air transport

Not regulated

- Inland waterway transport

Not regulated

- Rail transport

Not regulated

14.7. Transport in bulk according to Annex II of Marpol and the IBCCode

Not applicable

SECTION 15: Regulatory information

15.1. Safety, health and environmental regulations/legislations specific for the substance or mixture

15.1.1. EU-Regulations

Contains no REACH substances with Annex XVII restrictions
Contains no substance on the REACH candidate list
Contains no REACH Annex XIV substances

15.1.2. National regulations

No additional information available

15.2. Chemical safety assessment

No chemical safety assessment has been carried out

SECTION 16: Other information

AVTOIL TRANSMISSION EP 80W90 GL-4

Safety Data Sheet

according to Regulation (EC) No. 1907/2006 (REACH) with its amendment Regulation (EU) 2015/830

ADN	European Agreement concerning the International Carriage of Dangerous Goods by Inland Waterways
ADR	European Agreement concerning the International Carriage of Dangerous Goods by Road
ATE	Acute Toxicity Estimate
BCF	Bioconcentration factor
CLP	Classification Labelling Packaging Regulation; Regulation (EC) No 1272/2008
DMEL	Derived Minimal Effect level
DNEL	Derived-No Effect Level
EC50	Median effective concentration
IARC	International Agency for Research on Cancer
IATA	International Air Transport Association
IMDG	International Maritime Dangerous Goods
LC50	Median lethal concentration
LD50	Median lethal dose
LOAEL	Lowest Observed Adverse Effect Level
NOAEC	No-Observed Adverse Effect Concentration
NOAEL	No-Observed Adverse Effect Level
NOEC	No-Observed Effect Concentration
OECD	Organisation for Economic Co-operation and Development
PBT	Persistent Bioaccumulative Toxic
PNEC	Predicted No-Effect Concentration
RID	Regulations concerning the International Carriage of Dangerous Goods by Rail
vPvB	Very Persistent and Very Bioaccumulative

Data sources : REGULATION (EC) No 1272/2008 OF THE EUROPEAN PARLIAMENT AND OF THE COUNCIL of 16 December 2008 on classification, labelling and packaging of substances and mixtures, amending and repealing Directives 67/548/EEC and 1999/45/EC, and amending Regulation (EC) No

Training advice : Normal use of this product shall imply use in accordance with the instructions on the packaging.

Other information : None.

Full text of H- and EUH-statements:

ADN	European Agreement concerning the International Carriage of Dangerous Goods by Inland Waterways
ADR	European Agreement concerning the International Carriage of Dangerous Goods by Road
ATE	Acute Toxicity Estimate
BCF	Bioconcentration factor
CLP	Classification Labelling Packaging Regulation; Regulation (EC) No 1272/2008
DMEL	Derived Minimal Effect level
DNEL	Derived-No Effect Level
EC50	Median effective concentration
IARC	International Agency for Research on Cancer
IATA	International Air Transport Association
IMDG	International Maritime Dangerous Goods
LC50	Median lethal concentration
LD50	Median lethal dose
LOAEL	Lowest Observed Adverse Effect Level
NOAEC	No-Observed Adverse Effect Concentration
NOAEL	No-Observed Adverse Effect Level
NOEC	No-Observed Effect Concentration
OECD	Organisation for Economic Co-operation and Development
PBT	Persistent Bioaccumulative Toxic
PNEC	Predicted No-Effect Concentration
RID	Regulations concerning the International Carriage of Dangerous Goods by Rail
vPvB	Very Persistent and Very Bioaccumulative

SDS EU (REACH Annex II)

This information is based on our current knowledge and is intended to describe the product for the purposes of health, safety and environmental requirements only. It should not therefore be construed as guaranteeing any specific property of the product.



MEMBER OF



JUQS - DRUŠTVO ZA SERTIFIKACIJU I NADZOR SISTEMA KVALITETA d.o.o.

izdaje

SERTIFIKAT

Reg. br. E-0892-IR-1

kojim se potvrđuje da je organizacija

RAFINERIJA ULJA MODRIČA AD

Vojvode Stepe Stepanovića 49, Modriča, Bosna i Hercegovina

na lokacijama navedenim u Rešenju o sertifikaciji broj R-E-0892-IR-1
uspostavila i primenjuje sistem menadžmenta životnom sredinom
prema zahtevima standarda

ISO 14001:2015

Obim sertifikacije

Pružanje usluge skladištenja baznih ulja i parafina; Pružanje usluge razvoja, proizvodnje i skladištenja motornih ulja, industrijskih ulja, mazivih masti i funkcionalnih tečnosti; Pružanje usluge proizvodnje plastične ambalaže.

Važi od: **11.07.2023.**

Važi do: **10.07.2024.**

Datum prve sertifikacije: **11.07.2018.**



Direktor

Dragana Pavlović
Dragana Pavlović



Building
trust
together.

Certificate

YUQS has issued an IQNET recognized certificate that the organization:

RAFINERIJA ULJA MODRICA AD

Vojvode Stepe Stepanovića 49

BIH - 74480 Modriča

has implemented and maintains a

Quality Management System

for the following scope:

Providing services of storage base oils and paraffins; Providing services of development, production and storage of motor oils, industrial oils, lubricants and functional fluids; Providing services of plastic packaging production.

which fulfils the requirements of the following standard:

ISO 9001:2015

Issued on: **2023-07-11**

First issued on: **2018-07-11**

Expires on: **2024-07-10**

Registration Number: **RS-Q-2369-IR-1**

Alex Stoichitoiu
President of IQNET

Dragana Pavlović
Director of YUQS



This attestation is directly linked to the IQNET Member's original certificate and shall not be used as a stand-alone document.

IQNET Members*:

AENOR Spain **AFNOR Certification** France **APCER** Portugal **CCC** Cyprus **CISQ** Italy **CQC** China **COM** China **CQS** Czech Republic
Cro Cert Croatia **DQS Holding GmbH** Germany **EAGLE Certification Group** USA **FCAV** Brazil **FONDONORMA** Venezuela **ICONTEC**
Colombia **ICS** Bosnia and Herzegovina **INTECO** Costa Rica **IRAM** Argentina **JQA** Japan **KFQ** Korea **LSQA** Uruguay **MIRTEC** Greece
MSZT Hungary **Nemko AS** Norway **NSAI** Ireland **NYCE** México **PCBC** Poland **Quality Austria** Austria **SII** Israel **SIQ** Slovenia **SIRIM**
QAS International Malaysia **SGS** Switzerland **SRAC** Romania **TSE** Türkiye **YUQS** Serbia

* The list of IQNET Members is valid at the time of issue of this certificate. Updated information is available under www.iqnet-certification.com



ГИДРАВЛИЧЕСКОЕ МАСЛО HD 46

Гидравлические масла Hydraulic HD применяются в современных гидравлических системах при умеренных нагрузках и при относительно постоянной температуре. Отличаются высокими антикоррозионными, противоизносными, антиокислительными свойствами.

Применение

Применяется в гидравлических системах средней мощности при умеренных нагрузках (прессы, подъёмные механизмы, станки). Подходит для применения в зубчатых и ротационно-поршневых насосах среднего давления.

Спецификации

ISO 6743-4:L-HM; ISO 11158:L-HM; **DIN 51524/2-HLP**; AFNOR NF E 48-603 (HM); CINCINNATI MACHINE P-70; DENISON HF-0/ HF-2; SPERRY VICKERS I-286-S; AFNOR NF E 48-691 (wet), AFNOR NF E 48-690 (dry)

Физико-химические характеристики

Характеристика		Метод	Показатель
Градация вязкости			ISO VG 46
Вязкость при 40°C	mm ² /s	BAS ISO 3104	46,3
Вязкость при 100°C	mm ² /s	BAS ISO 3104	6,6
Индекс вязкости, min.	-	BAS ISO 2909	90
Плотность при 15°C	kg/m ³	ASTM D 5002	887
Температура вспышки, min.	°C	BAS ISO 2592	185
Температура текучести, max.	°C	BAS ISO 3016	-15
Коррозия на Cu, max.	-	ASTM D 130	1b
Оксидационная стабильность, min.	часы	ASTM D 943	1000
Деземulsionность при 54° C, max.	минуты	BAS ISO 6614	30
Способность масла к выделению воздуха, 50 °C, max.	минуты	BAS ISO 9120	10
Vickers vane pump test, V 104-C	mg	DIN 51389/2	max. 60 кольцо max. 15 крыло

Примечание: Указанные значения являются типовыми характеристиками продукта. Производитель имеет право поменять характеристики в соответствии с перечисленными спецификациями.

Контактные данные: Управление по продаже масел ООО «ОПТИМА Группа» Баня Лука (Сектор развития, испытаний и качества продукции АО «МПЗ Модрича» Модрича), телефон: **+387 53 822 359**, email: **primjena@optimagrupa.net**



| Дата выпуска:
09/2023

MAXIMA HC PRESTIGE XLD SAE 10W-40

Maxima HC Prestige XLD SAE 10W-40 – Полусинтетическое моторное масло для тяжело нагруженных дизельных двигателей, соответствующих требованиям стандартов Евро 4 и ниже.

Применение

Предназначено для тяжело нагруженных дизельных двигателей грузовых автомобилей, автобусов, сельскохозяйственной, карьерной и дорожно – строительной техники.

Спецификации

ACEA E7, E5, E3; API CI-4/CH-4/CG-4/CF/SL; MB 228.3; MAN M 3275; Volvo VDS-3; Mack EO-M+/EO-N ; Cummins CES 20078/77/76; Caterpillar ECF-2/ECF-1; GLOBAL DHD-1; JASO DH-1; Deutz DQC III-10; MTU Type 2; Renault RLD-2

Физико-химические характеристики

Характеристика	Единица	Метод	Показатель
Градация вязкости			SAE 10W-40
Вязкость при 100°C	mm ² /s	BAS ISO 3104	14,8
Вязкость при 40°C	mm ² /s	BAS ISO 3104	96,7
Индекс вязкости, min.	-	BAS ISO 2909	145
Плотность при 15°C	kg/m ³	ASTM D 5002	879
Температура вспышки, min.	°C	BAS ISO 2592	220
Температура потери текучести	°C	BAS ISO 3016	-39
Динамическая вязкость (CCS) при - 25°C	mPas	ASTM D 5293	6681
Щелочное число (TBN)	mg KOH/g	BAS ISO 3771	11,7
Сульфатная зола	%m/m	Рассчитано	1,39
Испаряемость моторного масла, тест NOACK, max	%	DIN 51581-1	13

МОТОРНЫЕ МАСЛА ДЛЯ КОММЕРЧЕСКИХ АВТОМОБИЛЕЙ

Технический паспорт



Тара: 0.10L 0.25L 0.5L 0.6L 1L 2L **4л 10л 20L 200л**

Примечание: Указанные значения являются типовыми характеристиками продукта. Производитель имеет право менять характеристики в соответствии с перечисленными спецификациями.

Контактные данные: Управление по продаже масел ООО «ОПТИМА Группа» Баня Лука (Сектор развития, испытаний и качества продукции АО «МПЗ Модрича» Модрича), телефон: **+387 53 822 359**, email: **primjena@optimagrupa.net**



I

MAXIMA HD S3 SAE 15W-40

Maxima HD S-3 SAE 15W-40 – минеральное моторное масло, предназначенное для смазывания дизельных двигателей старых автомобилей.

Применение

Рекомендовано для смазывания всех типов дизельных двигателей с и без турбонаддува, установленных в коммерческих автомобилях (грузовые автомобили, автобусы, шахтная, строительная и сельскохозяйственная техника), работающих в нормальных и тяжелых условиях эксплуатации.

Основа масла: Минеральное базовое масло

Спецификации

API CF/CD/SF; MIL-L-2104D; MB 227.1; MAN 271

Физико-химические характеристики

Характеристика	Единица	Метод	Показатель
Градация вязкости			SAE 15W-40
Вязкость при 100°C	mm ² /s	BAS ISO 3104	14,0-15,5
Индекс вязкости, min.	-	BAS ISO 2909	130
Температура вспышки, min.	°C	BAS ISO 2592	215
Температура потери текучести	°C	BAS ISO 3016	-24
Динамическая вязкость (CCS) при -20°C	mPas	ASTM D 5293	5968

Тара: 0.10L 0.25L 0.5L 0.6L 4л 10л 200л

Примечание: Указанные значения являются типовыми характеристиками продукта. Производитель имеет право менять характеристики в соответствии с перечисленными спецификациями.

Контактные данные: Управление по продаже масел ООО «ОПТИМА Группа» Баня Лука (Сектор развития, испытаний и качества продукции АО «МПЗ Модрича» Модрича), телефон: **+387 53 822 359**, email: **primjena@optimagrupa.net**

МОТОРНЫЕ МАСЛА
ДЛЯ КОММЕРЧЕСКИХ
АВТОМОБИЛЕЙ

Технический паспорт





СЕРТИФІКАТ ВІДПОВІДНОСТІ

CERTIFICATE OF CONFORMITY

(найменування виду сертифіката: сертифікат перевірки типу або сертифікат перевірки проекту, або сертифікат відповідності)
(name of kind of certificate: certificate of type check-out or certificate project check-out, or certificate of conformity)

Зареєстровано в реєстрі органу з оцінки відповідності

ТОВ «НПП МІЖНАРОДНІ СТАНДАРТИ І СИСТЕМИ» за №

Registered at the Record of conformity assessment body «NPP INTERNATIONAL STANDARD'S AND SYSTEMS», LTD under №
UA.PN.060.2758-25

Термін дії з **29.10.2025** до **28.10.2026**

Term of validity

Сертифікат видано **ТОВ «ВЕСТА ТРАК БАТЕРИ», Україна, 49010, Дніпропетровська обл.,**
Certificate is issued on **м. Дніпро, вул. Полігонна 25А, код ЄДРПОУ 38361903**

Продукція **Батареї акумуляторні свинцеві стартерні ємністю від 40 А·год до**
Production **240 А·год (76 типорозмірів та 104 торгових марок, згідно**
додатку)

27.20

(код УКТЗЕД, ДК 016)
(Customs, DK-016)

Відповідає вимогам **ДСТУ ІЕС 60095-1:2015 (ІЕС 60095-1:2015, IDT) п. 6.1.6, 6.2**
Complies with the requirements **ДСТУ ГОСТ 959:2006 п. 5.2.1, 5.2.2, 5.2.3, 5.2.6, 5.6.2**

Виробник продукції **ТОВ «ВЕСТА ТРАК БАТЕРИ», Україна, 49010, Дніпропетровська обл.,**
Manufacturer of product **м. Дніпро, вул. Полігонна 25А, код ЄДРПОУ 38361903**

Додаткова інформація **Продукція, що виготовляється серійно з 29.10.2025 р. до 28.10.2026 р., з**
Additional information **урахуванням гарантійного терміну зберігання. Добровільна**
сертифікація

Сертифікат видано органом з оцінки відповідності **ТОВ «НПП МІЖНАРОДНІ СТАНДАРТИ І СИСТЕМИ»,**
Certificate is issued by the conformity assessment body **вул. Клочківська, 99А, кімн. 509, м. Харків, 61058, код**
ЄДРПОУ 34953219, тел. (057) 744-08-68

На підставі **Протокол випробувань №№ 2025.02.10.29.07, 2025.02.10.29.08 від 29.10.2025 р.,**
On the basis of **виданий ВЛ ТОВ 'АКАДЕМТЕСТ', вул. Весніна, 5, м. Харків, 61023, код ЄДРПОУ**
37188889.

Керівник органу з оцінки відповідності
Director of the conformity assessment body

Ігор СЕРГЕЙЧУК



Чинність сертифіката відповідності можна перевірити в базі даних органу з оцінки відповідності, що розмішена на intsas.com.ua або за тел. +38 057-744-08-68
The validity of the Certificate of conformity can be checked in the database of the conformity assessment body, which is loaded at intsas.com.ua or tel. +38 057-744-08-68



ДОДАТОК СЕРТИФІКАТУ ВІДПОВІДНОСТІ

ANNEX TO CERTIFICATE OF CONFORMITY

(найменування виду сертифіката: сертифікат перевірки типу або сертифікат перевірки проекту, або сертифікат відповідності)
(name of kind of certificate: certificate of type check-out or certificate project check-out, or certificate of conformity)

Зареєстровано в реєстрі органу з оцінки відповідності «Міжнародні стандарти і системи»
Registered at the Record of conformity assessment body "International Standard's and Systems" under №
за № **UA.PN.060.2758-25**

Термін дії з **29.10.2025р. до 28.10.2026р.**
Term of validity is from

Батареї акумуляторні свинцеві стартерні

Батареї акумуляторні свинцеві стартерні ємністю від 40 А·год до 225 А·год типорозмірів:

- 6СТ-40А, 6СТ-45А, 6СТ-50А, 6СТ-55А, 6СТ-56А, 6СТ-60А, 6СТ-64А, 6СТ-65А, 6СТ-70А, 6СТ-71А, 6СТ-74А, 6СТ-75А, 6СТ-80А, 6СТ-85А, 6СТ-92А, 6СТ-95А, 6СТ-100А, 6СТ-105А, 6СТ-120А, 6СТ-135А, 6СТ-140А, 6СТ-150А, 6СТ-160А, 6СТ-165А, 6СТ-180А, 6СТ-190А, 6СТ-192А, 6СТ-200А, 6СТ-210А, 6СТ-225А торгових марок (брендів):

WESTA, WESTA RED, WPR Westa Power Resources, INTER PREMIUM, FIRE BALL premium, FIRE BALL plus, KLEMA better, VEGA PREMIUM, DOMINATOR premium, FLÄGMAN premium, AGM silver premium, Kinetic Racing, Red HORSE Professional, DECARO PROFI, FORLUX, VOLTMAN, DZYGA, FORMULA of energy professional, AGRO TRUCK, RACING FORCE PREMIUM, FLAM Platinum, DRIVE premium, CRUISER, eXtreme, NORVEGO Premium, SPACE ATOM PREMIUM, GROM RACING, RACING Premium, PREMIER, VOLY PREMIUM, WOLF-PRO;

- 6СТ-40А3, 6СТ-45А3, 6СТ-50А3, 6СТ-55А3, 6СТ-60А3, 6СТ-62А3, 6СТ-66А3, 6СТ-70А3, 6СТ-71А3, 6СТ-72А3, 6СТ-75А3, 6СТ-77А3, 6СТ-85А3, 6СТ-90А3, 6СТ-91А3, 6СТ-92А3, 6СТ-95А3, 6СТ-100А3, 6СТ-105А3, 6СТ-120А3, 6СТ-125А3, 6СТ-135А3, 6СТ-140А3, 6СТ-145А3, 6СТ-150А3, 6СТ-160А3, 6СТ-170А3, 6СТ-180А3, 6СТ-190А3, 6СТ-192А3, 6СТ-200А3, 6СТ-210А3, 6СТ-220А3, 6СТ-225А3, 6СТ-230А3 торгових марок (брендів):

WESTA Pretty Powerful, WESTA standard, ISTOK, EUROSTART, NORD, Unipower, FIRE BALL, FIRE BALL plus, UNO, VEGA, INTER START, INTER SPORT, INTER ECO, VEGA High Performance, FB, FLÄGMAN, Constellation of ORION, KINETIC, Docker, Vortex, DOMINATOR, DOMINATOR ECO, Sanfox, AMPER, KLEMA norm, VOLT Standard, MUSTANG Standard, Дорожня карта B-class, Дорожня карта C-class, Дорожня карта D-class, MEGA BATT, СТАРТ.БАТ., ECOSTART, POWERSTAR, STARTUP, FLÄGMAN standard, BATT, BATT Standard, FIRE LION, Red HORSE Premium, Atlant, EXPERT, BIG FIGHTER, ERGINEX, START.BAT, HYPER, DECARO MASTER, DECARO START, TRIOMAX, CRUISER, KLEMA norm, LEVTRA, LEVTRA POWER, AGK Power, SVR STANDARD, SVR ECONOM, RACING FORCE STANDARD, Red HORSE Premium, FORMULA of energy premium, VEGA Base, SPACE ATOM STANDARD, SPACE ATOM, ASSET, PROTON, AMPAC; FULSAR, NORDLINE;

Батареї акумуляторні свинцеві стартерні серії EFB типорозмірів:

- 6СТ-63А, 6СТ-78А, 6СТ-110А, 145А, 185А, 195А, 200А, 240А торгових марок (брендів):

WESTA, WPR Westa Power Resources, KLEMA, VEGA, FB premium, RED HORSE, FORLUX, RACING FORCE, VOLTMAN, FORMULA OF ENERGY, DOMINATOR, eXtreme, INTER, SPACE ATOM PREMIUM, FireBall, LEVTRA POWER, GROM RACING., FULSAR, VOLY PREMIUM, FIRE BALL premium, NORVEGO, INTER PREMIUM, VOLTMAN, FORLUX, Formula of Energy, RACING, DRIVE premium, VEGA, FULSAR, NORDLINE, EUROSTART, WOLF-PRO;

Керівник органу з оцінки відповідності
Director of the conformity assessment body

(Підпис, власне ім'я, прізвище)/(signature, first name, surname)

Ігор СЕРГЕЙЧУК

Чинність сертифіката відповідності можна перевірити в базі даних органу з оцінки відповідності, що розміщена на intsas.com.ua або за тел. +38 057-744-08-68
The validity of the Certificate of conformity can be checked in the database of the conformity assessment body, which is loaded at intsas.com.ua or tel. +38 057-744-08-68



ДОДАТОК СЕРТИФІКАТУ ВІДПОВІДНОСТІ

ANNEX TO CERTIFICATE OF CONFORMITY

(найменування виду сертифіката: сертифікат перевірки типу або сертифікат перевірки проекту, або сертифікат відповідності)
(name of kind of certificate: certificate of type check-out or certificate project check-out, or certificate of conformity)

Зареєстровано в реєстрі органу з оцінки відповідності «Міжнародні стандарти і системи»
Registered at the Record of conformity assessment body "International Standard's and Systems" under №
за № **UA.PN.060.2758-25**

Термін дії з **29.10.2025р. до 28.10.2026р.**
Term of validity is from

Батареї акумуляторні свинцеві стартерні серії EFB-ASIA типорозмірів:
- 6СТ-65А, 6СТ-75А, 6СТ-100А торгових марок (брендів):
WESTA, WPR Westa Power Resources, FIRE BALL premium, KLEMA, NORVEGO, INTER PREMIUM,
VOLTMAN, RED HORSE, FORLUX, Formula of Energy, DOMINATOR, SPACE ATOM PREMIUM, RACING
FORCE, DRIVE premium, eXtreme, VOLY PREMIUM, GROM RACING, VEGA.

Всього 76 типорозмірів та 104 торгових марок (брендів).



Керівник органу з оцінки відповідності
Director of the conformity assessment body

(підпис, власне ім'я, прізвище) (signature, first name, surname)

Ігор СЕРГЕЙЧУК

Чинність сертифіката відповідності можна перевірити в базі даних органу з оцінки відповідності, що розмішена на intsas.com.ua або за тел. +38 057-744-08-68
The validity of the Certificate of conformity can be checked in the database of the conformity assessment body, which is loaded at intsas.com.ua or tel. +38 057-744-08-68





| Date: 01/2022

PERMANT LONG LIFE -40

Permant Long Life -40 is a ready-to use coolant, based on monoethylene glycol in a combination with organic corrosion inhibitors of the latest generation (OAT-Organic Acid Technology). It does not contain silicates, nitrites, amines, phosphates and other inorganic inhibitors.

Application

It provides protection from freezing, overheating, rust, corrosion, cavitation and foaming with maintaining exceptional cleanliness of cooling system. It is suitable for use in cooling systems of all gasoline and diesel engines, including the newest vehicles. It is completely safe for use in all engines made of cast iron and aluminum, as well as in the cooling systems that contain aluminum and copper alloys. Provides complete system protection for a period of 5 years or 240 000 km.

Specifications

VW TL 774-D/F (G-12/G-12+); MAN 324-SNF; MB 326.3; MTU MTL 5048; Ford WSS-M97B44-D; John Deere JDM H24; GM/Opel GM 6277M; ASTM D3306; SRPS H.Z2.010, OAT, Tip III; AFNOR NFR 15-601; BS 6580

Physical and chemical properties

Characteristic	Unit	Method	Value
Color	-	visual	Red
Density at 15°C	kg/m ³	ASTM D1122	1050-1100
pH value	-	ASTM D1287	7,5-9,0
Boiling point, min.	°C	ASTM D1120	110
Freezing point, max.	°C	ASTM D1177	-38

Weight loss (mg/specimen)

	Cooper	Solder	Brass	Steel	Iron	Aluminum
ASTM D 3306	10	30	10	10	10	30
Permant Long Life	2,75	1,6	3,07	4,03	0,9	2,7

Packaging: 0.10L 0.25L 0.5L 0.6L **1L** 2L **4L** 10L 20L **200L**

Note: These characteristics are typical. The manufacturer keeps the right to change characteristics in accordance with these specifications.

Contact: Oil sale department, OPTIMA Group d.o.o. Banja Luka (Sector for development, testing and product quality of Oil refinery Modriča j.s.c. Modriča), telephone: **+387 53 822 359**, email: **primjena@optimagrupa.net**

ENGINE COOLANTS AND PROTECTION FLUIDS

Technical Data Sheet

