



Hubei Kangning Protective Products Co., Ltd

Add: Special No.1, Xuefu Road, 433000, Xiantao, Hubei, China

Contact: Rebeco Email: rebeco@hbkn.top

Mobile/Wechat/whatsApp: 0086-186 9617 6398 Web: www.hbkn-ppe.com; www.hbkn.top

DISPOSABLE MEDICAL FACE MASK

CATEGORY

Mask& respirator class 1

MODEL

KN001



APPLICATION


Surgical, Medical, Cleanroom, Pharmaceutical industry, etc



TECHNICAL DATA SHEET

Description	Disposable medical face mask (Type IIR), Hypoallergenic							
Weight	25gsm+25gsm+25gsm (±2g)							
Material	PP nonwoven+purpose-made meltblown fabric+PP nonwoven 1. Outer Layer:Water-repellent, to prevent fluids from entering the mask 2. Middle Layer:Being high level static filtration non-woven, effectively preventing micro dust and bacteria with Bacteria Filtration Efficiency 3. Soft and comfortable PP non-woven							
Style	3 ply pleated, ties-on, mask fold toward down							
Size	17.5cm*9.5cm (±1cm)							
Color	<input type="checkbox"/>	White	<input checked="" type="checkbox"/>	Blue	<input type="checkbox"/>	Black	<input type="checkbox"/>	Yellow
Performance test (EN14683:2019+AC:2019)	BFE > 99% Differential Pressure ≤ 45.6 Microbial Cleanliness ≤ 30 cfu/g Synthetic Blood Penetration: Pass at 120 mmHg (16.0 kPa)							
Feature	Holding Elastics: Nonwoven ties Nose Barrett: Polyethylene with Iron or Plastic nose bar Wire Fiberglass free and latex-free							
Certificate	■ ISO13485 ■ ISO9001 ■ BSCI ■ EN14683 ■ Free sale certificates							
Packing	50 pcs/ PE bag, 40boxes/ carton, 2000 pcs/Carton							
Box/CTN dimension	Box: 18cm*10cm*7cm, Ctn: 52cm*38cm*38m							
G.W/ N.W	7.8kg/ 5.3kg							
Shelf life	2 years							
Loading	1*20 GP can fit 746,000 pcs 1*40HQ can fit 1,812,000 pcs							
Daily output	0.5 million-0.6million							





张伟

Storage conditions

1. The product will maintain its properties when it is stored in a dry place at temperatures 10°C-30°C.
2. Not exposed to direct sunlight, the relative humidity is no more than 80%.

【Instruction】

1. Take and face the outer-surface of the mask.
2. While facing the outer-surface of the mask away from you, loop the ear loops comfortably around your
3. Adjust the nose band to fit nicely on the bridge of your nose, conforming to the contour of your face.
4. Now holding the nose band in place, pull the bottom end of the mask under your chin to fully cover your mouth, your nose, as well as your chin.
5. To offer a good protection, it's suggested user to change a new one after using the mask for 4 hours.