










Saug-Spülrohr-Systeme Suction-Irrigation Tube Systems



Bestell-Nr. Ordering no.	Griff-Varianten Handle types	
LP310-501	Griff allein, mit Trompetenventil und Luer-Lock-Anschluss Handle only, with trumpet valve and Luer-Lock Connection	
LP310-502	Griff allein, mit Trompetenventil und Schlauchanschluss Handle only, with trumpet valve and tubing connection	
LP310-503	Griff allein, mit Schiebeventil und Schlauchanschluss Handle only, with sliding valve and tubing connection	

Bestell-Nr. Ordering no.	Bohrungen Holes	Durchmesser Diameter	Nutzlänge Working length	Distales Ende Distal end	
LP310-510	4	5 mm	330 mm	Standard Rundlochsauger Standard suction tube	
LP310-511	4	5 mm	500 mm		
LP310-518	16	5 mm	330 mm		
LP310-512	48	5 mm	330 mm	Rundloch-Bienenkorbsauger Suction tube	
LP310-513	48	5 mm	330 mm	Stumpfer Bienenkorbsauger Blunt suction tube	
LP310-514	48	5 mm	500 mm		
LP310-517	12	5 mm	330 mm	Stumpfer Sauger Blunt suction tube	
LP310-516	—	5 mm	330 mm	Aqua Dissektions-Kanüle Aqua dissector cannula	
LP310-515	—	5 mm	330 mm	Punktionsnadelsauger Punction needle suction tube	



Saug-Spülrohre auch kompatibel mit Griff LP312-100
Suction-irrigation tubes also compatible with handle LP312-100