

EN



Movement by Perfection



The Royal League in ventilation, control and drive technology



Product documentation

Type
FN080-SDA.6N.V7

Article number
138298

Product documentation

ZIEHL-ABEGG Contact
Hauzenberger, Erich / ZA Austria
hauzenberger@ziehl-abegg.at
+43 7229 94149 29
ZIEHL-ABEGG Subsidiary
ZIEHL-ABEGG Ges.m.b.H.
Poststraße 70
A-4061 Pasching
Österreich
Tel +43 7229 94149
www.ziehl-abegg.at
info@ziehl-abegg.at

Type
FN080-SDA.6N.V7

Article number
138298



Table of Contents

1.	Recitals	3
2.	Product Specification - Technical Data	4
3.	Characteristic Curve	6
4.	Drawing	7
5.	Connection Diagram	8
6.	EU-Declaration of Conformity	9

1. Recitals

The Product Specifications contained in this document are final, unless otherwise stated by a separate provision in the "ZIEHL-ABEGG deviation list document" with respect to information provided by the customer (cp. separate Chapter: Attachment).

Other regulations between the parties, regardless of time, form or content, are not part of the subject matter of the contract and the agreement on characteristics/of features (Product Specifications) between the parties.

Compliance with the following specifications is mandatory to ensure the functionality and safety of the product. If the following specifications given especially but not limited for operating conditions, transport, storage, mounting, start-up, maintenance and repair are not observed, the product may not operate safely and may cause a hazard to the life and limb of users and third parties.

Deviations from the following requirements may therefore lead both to the loss of the statutory material defect liability rights and to the liability of the buyer for the product that has become unsafe due to the deviation from the specifications.

2. Product Specification - Technical Data

Article number	138298
Type key	FN080-SDA.6N.V7
Designation	Axial fan with sickle blades
Fan design	without add-on parts.
Rated values	3~400V D/Y 50Hz P(1) 1.80/1.15kW 3.9/2.2A $\Delta I=5\%$ 900/700/min COSY 0,68 65°C Hz
Electrical connection	Terminal box K62
Conformity	ErP2026-Status: Non compliant
ErP Data	Measurement category ErP: A Air flow $q(v)$ on Eta opt: 16595 m ³ /h Pressure increase $p(fs)$ on Eta opt: 142 Pa Input power P(1) on Eta opt: 1830 W Efficiency H(statA): 36.8 % Efficiency grade: $N(actual) = 41.5 / N(target) = 40^*$ *ErP 2015
Thermal class	THCL155
Painting motor	Fan unpainted
Material rotor	Aluminium
Painting rotor	Rotor unpainted
Material blades/impeller	Aluminium
Painting impeller	Blades unpainted
Connection diagram	wiring diagram: 1360-108XA
Fitting position	H/Vu/Vo
Motor protection	thermal contact
Type of protection	IP54
Impregnation	Moisture and hot climate protection
Quality of bearings	ball bearing with long-time lubrication
Colour motor	Fan unpainted.
Rating plate	1x fixed
Condens. drain holes	Condensation drain holes stator/rotor open
Miscellaneous	
Terminal box mount	Mounted on Stator
Number of blades	7
Operating manual	L-BAL-F001
Weight	29.20 kg
Min. operating temperature	-40°C***
Disclaimer CT20/DOE	This product is currently not tested for compliance with U.S. DOE and CT20 regulations. The Purchase constitutes confirmation that the products intended use is exempt as per 10 CFR Part 431.174 paragraph A(3), or is for use in markets unaffected by these standards, as our customer we recommend you to verify local compliance prior to use.

Article number
138298

The Royal League

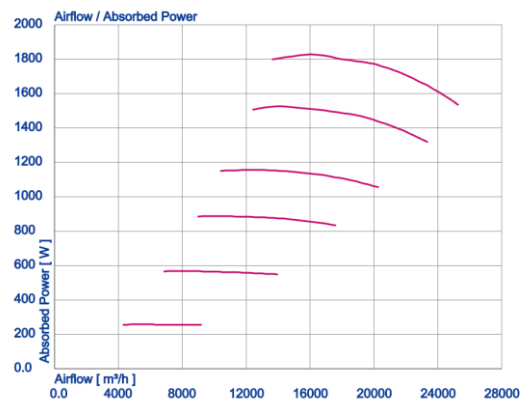
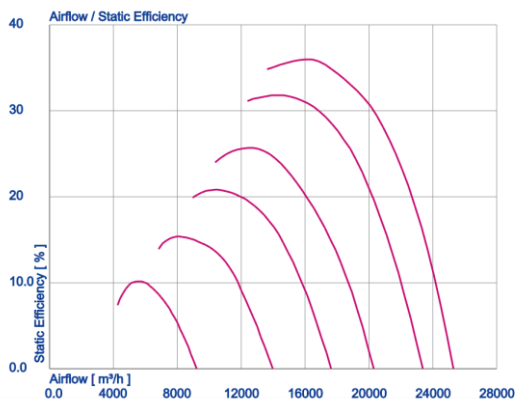
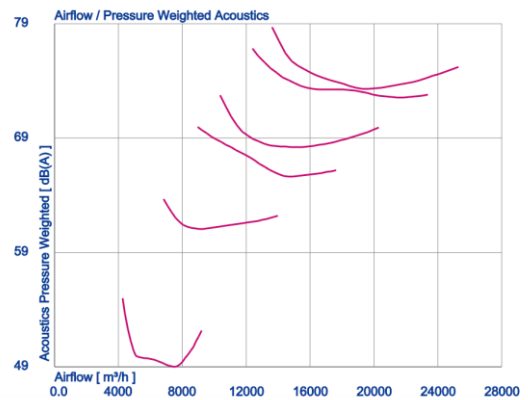
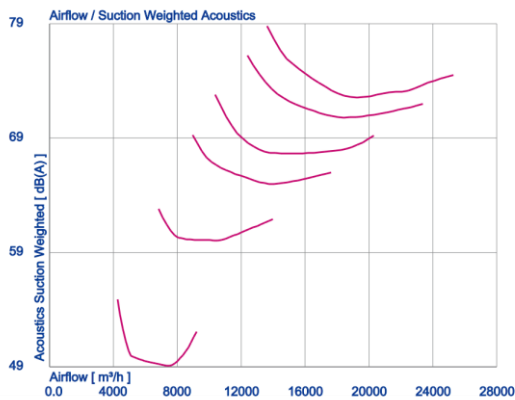
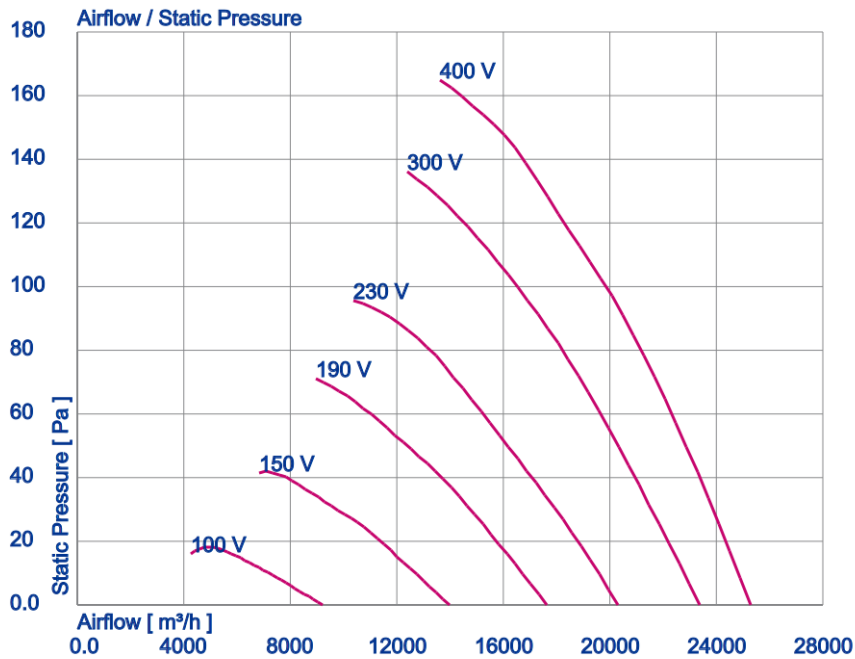
Die Königsklasse

*** Operation mode: Continuous operation with occasional starts (S1) according to DIN EN 60034-1:2011-02. Occasional starting between -40 °C and -25 °C is permissible. Continuous operation below -25 °C only with special bearings for refrigeration applications on request.

3. Characteristic Curve

3~400V 50Hz
according to ISO5801

Measured in full nozzle without guard grille in air flow direction V in installation type A

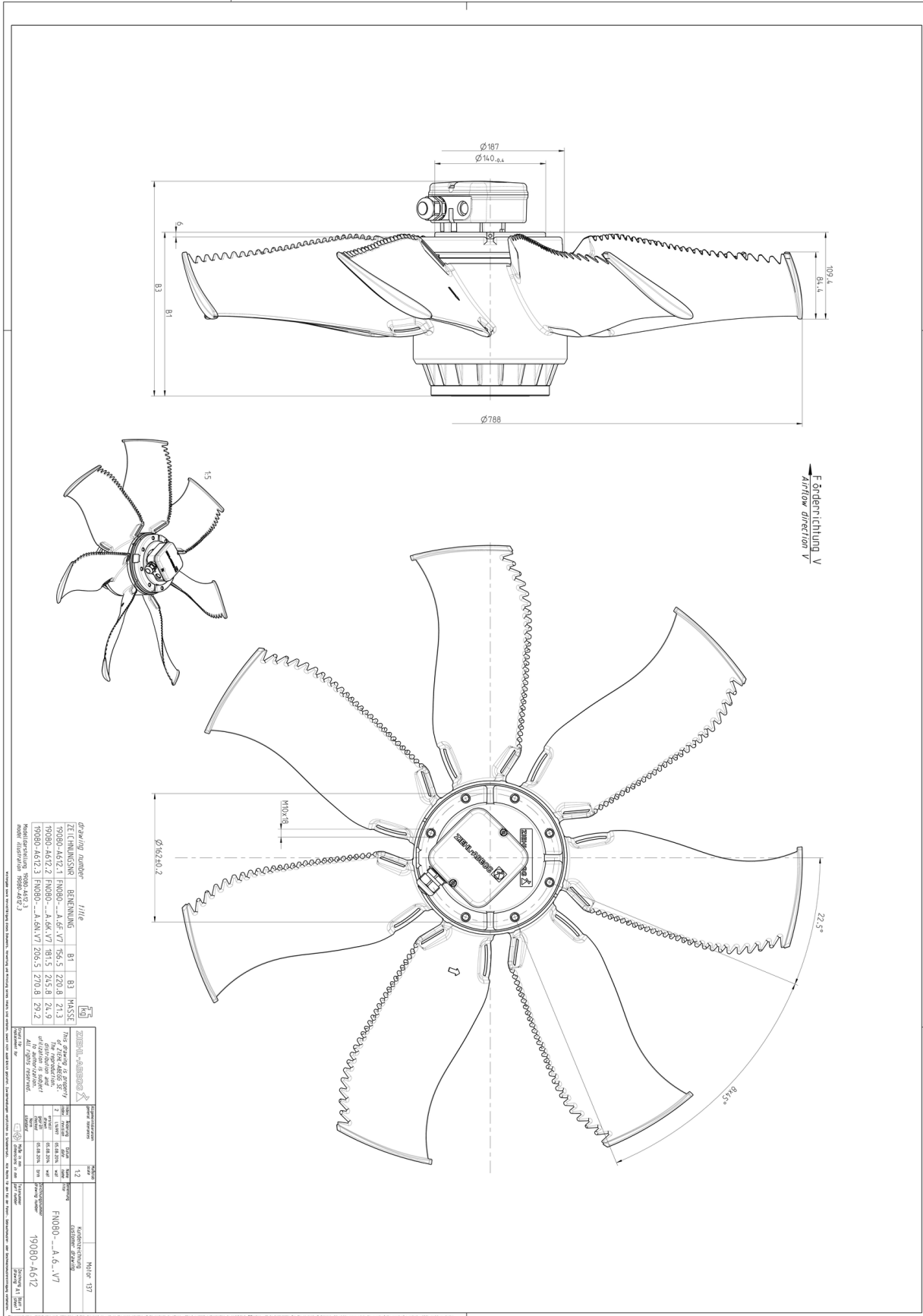


The Royal League

Die Königsklasse

Article number
138298

4. Drawing



Dimensions in mm

The illustrations shown make no claim to completeness and are for orientation purposes only.

www.ziehl-abegg.com

Movement by Perfection | Bewegung durch Perfektion

7 | 10

17.03.2026

© ZIEHL-ABEGG SE

All rights reserved. Confidential and proprietary document, not to be disclosed or used except in accordance with applicable agreements. No disclosure to third parties, if not expressly agreed by ZA SE.

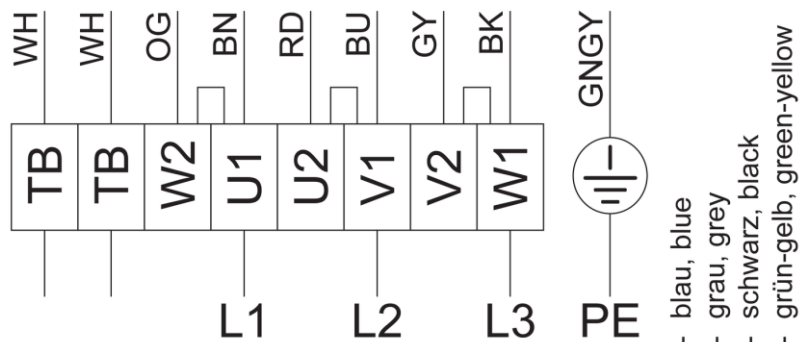
5. Connection Diagram

3~ Motor mit 2 Drehzahlen (Δ /Y-Umschaltung) und Thermostatschalter (falls eingebaut). Ohne Brücke bei Verwendung von Drehzahlumschalter.

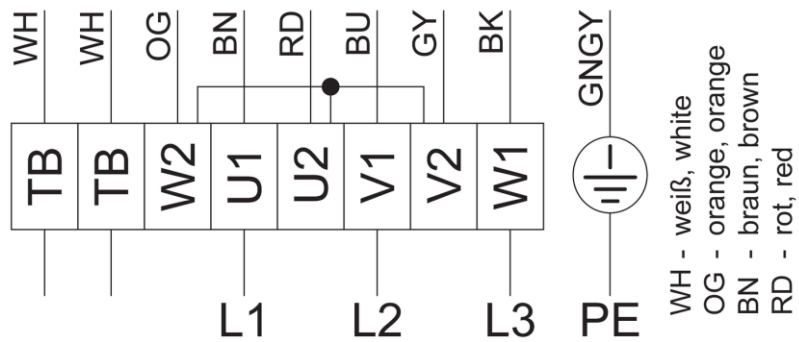
3~ motor, 2 speeds (Δ /Y switch over) with thermostatic switch (if built in). Without bridge when using speed change-over switch.

Hohe Drehzahl / Δ -Schaltung
High speed / Δ -connection

108XA-05



Niedere Drehzahl / Y-Schaltung
Low speed / Y-connection



6. EU-Declaration of Conformity

EU declaration of conformity

- Translation -
(english)
ZA75-GB 2024/43 Index 020

Manufacturer: ZIEHL-ABEGG SE
Heinz-Ziehl-Straße
74653 Künzelsau
Germany

The manufacturer is solely responsible for issuance of the declaration of conformity.

The products:

- External rotor motor MK.., MW..
- Axial fan DN.., FA.., FB.., FC.., FE.., FF.., FG.., FH.., FL.., FN.., FP.., FS.., FT.., FV.., SG.., VN.., VR.., ZC.., ZF.., ZG.., ZN..
- Centrifugal fan ER.., GR.., HR.., RA.., RD.., RE.., RF.., RG.., RH.., RK.., RM.., RR.., RZ.., WR..

Motor type:

- Asynchronous internal or external rotor motor
- Asynchronous internal or external rotor motor with integrated frequency inverter
- Electronically commutated internal or external rotor motor
- Electronically commutated internal or external rotor motor with integrated EC controller

The above mentioned products of this declaration fulfil all relevant provisions of the following Directives of the Union:

- EMC Directive 2014/30/EU
- Low Voltage Directive 2014/35/EU
- ErP Directive 2009/125/EC, in conjunction with Regulation (EU) no. 327/2011

The following harmonized standards have been applied:

- EN 60034-1:2010 + AC:2010
- EN 60204-1:2018
- EN 60529:1991 + A1:2000 + A2:2013 + AC:1993 + AC:2016 + AC:2019
- EN 61000-6-2:2005 + AC:2005
- EN 61000-6-3:2007 + A1:2011 + AC:2012

The following additional standards were applied:

- EN IEC 61000-6-2:2019
- EN IEC 61000-6-3:2021

Compliance with the ErP Directive 2009/125/EC does not refer to external rotor motors MK.., MW..

All ErP-relevant information comprises measurements which are determined using a standardised measurement set-up. More details can be obtained from the manufacturer.

Compliance with the EMC Directive 2014/30/EU refers only to those products when they are connected by mounting / operating instructions. If these products are integrated into a system or supplemented with other components (e.g. sensing controls) and operated, the manufacturer or operator is responsible of the overall system for compliance with the EMC Directive 2014/30/EU.

Künzelsau, 22.10.2024
(Location, date of issue)

ZIEHL-ABEGG SE
Moritz Krämer
Director Product Development
Ventilation Technology
(name, function)



(signature)

ZIEHL-ABEGG SE
Jürgen Albig
Global President
Product Unit Ventilation
(name, function)



(signature)

ZIEHL-ABEGG 

EC Declaration of Incorporation

- Translation -
(english)

ZA87-GB 2024/43 Index 014

as defined by the EC Machinery Directive 2006/42/EC, Annex II B

The design of the partly completed machine:

- Axial fan DN..., FA..., FB..., FC..., FE..., FF..., FG..., FH..., FL..., FN..., FP..., FS..., FT..., FV..., SG..., VN..., VR..., ZC..., ZF..., ZG..., ZN...
- Centrifugal fan ER..., GR..., HR..., RA..., RD..., RE..., RF..., RG..., RH..., RK..., RM..., RR..., RZ..., WR...

Motor type:

- Asynchronous internal or external rotor motor
- Asynchronous internal or external rotor motor with integrated frequency inverter
- Electronically commutated internal or external rotor motor
- Electronically commutated internal or external rotor motor with integrated EC controller

Complies with the requirements in Appendix I, Articles 1.1.2, 1.1.5, 1.4.1, 1.5.1 in EC Machinery Directive 2006/42/EC.

The manufacturer is **ZIEHL-ABEGG SE**
Heinz-Ziehl-Straße
D-74653 Künzelsau

The following harmonized standards have been applied:

EN 60204-1:2018	Safety of machinery – Electrical equipment of machines – Part 1: General requirements
EN ISO 12100:2010	Safety of machinery – General principles for design – Risk assessment and risk reduction
EN ISO 13857:2019	Safety of machinery – Safety distances to prevent hazard zones being reached by upper and lower limbs
Note:	Compliance with EN ISO 13857:2019 relates only to the installed contact protection if it is part of the scope of delivery.

The special technical documents in accordance with Appendix VII B have been created and are available in full.

The following persons are authorized to compile the technical documents, address see above.

Upon reasonable request, the special documents shall be transmitted to the public authority. The transfer can be made electronically, on data carriers or on paper. All property rights remain with the aforementioned manufacturer.

Start-up of this incomplete machine is prohibited until it is ensured that the machine in which it has been installed complies with the provisions of the EC Machinery Directive.

Künzelsau, 22.10.2024
(Location, date of issue)

ZIEHL-ABEGG SE
Moritz Krämer
Director Product Development
Ventilation Technology
(name, function)



(signature)

ZIEHL-ABEGG SE
Jürgen Albig
Global President
Product Unit Ventilation
(name, function)



(signature)

