

Main catalogue
Catalogue général
Catálogo general
Catálogo geral





ARDEA

EN MOBILITY PRODUCTS
F PRODUITS D'AIDE À LA MOBILITÉ
ES AYUDAS PARA LA MOVILIDADE
P AUXÍLIO À MOBILIDADE

Our line of self-propelling, foldable, transit, children, travel, reclining and multifunctional wheelchairs.

- EN** Folding wheelchair in painted steel
- F** Fauteuil roulant pliant en acier vernis
- ES** Silla de ruedas plegable en acero pintado
- P** Cadeira de rodas dobrável em aço pintado

Start

Single cross frame

Series **CP100**



Optional accessories



Cod. **CPA150**
Armrest adjustable height 74÷82cm from floor - PAIR



Cod. **CPA120V**
Cod. **CPA122V** (only for 38 size)
Painted elevating footrests -PAIR



Cod. **CPA120C**
Cod. **CPA122C** (only for 38 size)
Chrome-plated elevating footrests -PAIR



Cod. **CPA501**
Linear table for wheelchair - 55x32 cm



Cod. **CPA506**
Table for wheelchair 58x38 cm

Spare parts

Cod. **CPR100** PAIR
Complete armrest

Cod. **CPR120** PAIR PU
Rear wheel Ø 60 cm

Cod. **CPR111** PAIR
Swing away lateral footrest

Cod. **CPR140** SINGLE
PVC front wheel Ø 20x2,5 cm

Cod. **CPR135** PAIR
PAIR Swing away lateral footrest (size 38 only)

Cod. **CPR241** SINGLE
Plastic footrest

Cod. **CPR105**
Only armrest padding

Technical features

SPECIFICATIONS																
Front wheels	PVC, black, steel fork															
Rear wheels	Aluminium with radius, PU, black															
Upholstery	Padded nylon - Fire reaction tested, according to EN1021-1/2															
WEIGHT AND DIMENSION																
Measures in cm																
CP100-38								38		56						
CP100-40								40		58						
CP100-43								43		61						
CP100-45	113	83	43	90	74	49	42÷56	45	43	63	27	17,5	60	20	-	120
CP100-46								46		63,5						
CP100-48								48		65						

- EN** Folding wheelchair in painted steel
- F** Fauteuil roulant pliant en acier vernis
- ES** Silla de ruedas plegable en acero pintado
- P** Cadeira de rodas dobrável em aço pintado

Start

Single cross frame

Series **CP100R**



Optional accessories



Cod. **CPA121**
Painted elevating footrests -PAIR



Cod. **CPA501**
Linear table for wheelchair - 55x32 cm



Cod. **CPA506**
Table for wheelchair 58x38 cm

Spare parts

Cod. **CPR400** PAIR
Complete armrest

Cod. **CPR413** PAIR
Rear wheel Ø 60 cm

Cod. **CPR410** SINGLE
PVC front wheel Ø 20x2,5 cm

Cod. **CPR415** PAIR
Swing away lateral footrest

Cod. **CPR402**
Only armrest padding

Technical features

SPECIFICATIONS																
Front wheels	PVC, black, steel fork															
Rear wheels	Aluminium with radius, PU, black															
Upholstery	Padded nylon - Fire reaction tested, according to EN1021-1/2															
WEIGHT AND DIMENSION																
Measures in cm																Max loading weight
CP100R-40								40		58						
CP100R-43								43		60,5						
CP100R-45	103	85	40	91	75	50	20	45	43	63	26,5	17,5	60	20	-	120
CP100R-48								48		65						

- EN** Folding wheelchair in painted steel
- F** Fauteuil roulant pliant en acier vernis
- ES** Silla de ruedas plegable en acero pintado
- P** Cadeira de rodas dobrável em aço pintado

Next

Double cross frame - Convertible to Transit

Series **CP110**



- Back pocket
- Flip up desk type armrests, nylon padded
- Swing away adjustable footrests
- Heel stopper
- Black plastic footrest
- Spare parts
- Cod. **CPR107** PAIR Complete armrest
- Cod. **CPR111** PAIR Swing away lateral footrest
- Cod. **CPR241** SINGLE Plastic footrest
- Cod. **CPA242** PAIR PU rear wheel Ø 60 cm
- Cod. **CPR140** SINGLE PVC front wheel Ø 20x2,5 cm
- Cod. **CPR105** Only armrest padding
- Painted steel self-propelling ring
- Quick release wheels
- Hole for Ø 30 cm wheel
- Safety wheel

Optional accessories



Cod. **CPA150**
Armrest adjustable height 74÷82cm from floor - PAIR



Cod. **CPA120V**
Painted elevating footrests - PAIR



Cod. **CPA120C**
Chrome-plated elevating footrests - PAIR



Cod. **CPA501**
Linear table for wheelchair 55x32 cm (except size 50)



Cod. **CPA506**
Table for wheelchair 58x38 cm (except size 50)



Cod. **CPA517**
Table for wheelchair large 68x57 cm (only for size 50)

Technical features

SPECIFICATIONS															
Front wheels	PVC, black, steel fork														
Rear wheels	Aluminium with radius, PU, black														
Upholstery	Padded nylon - Fire reaction tested, according to EN1021-1/2														
WEIGHT AND DIMENSION															
Measures in cm															
CP110-40								40		64					
CP110-43								43		67					
CP110-45								45		69					
CP110-46	105	81	43	90	73	49	41+56	46	42	69,5	26	18,5	60	20	- 150
CP110-48								48		71					
CP110-50								50		74					

- EN** Folding wheelchair - Painted steel
- F** Fauteuil roulant pliant - Acier verni
- ES** Silla de ruedas plegable - Acero pintado
- P** Cadeira de rodas dobrável - Aço pintado

Plus

Double cross - Bariatric

Series **CP300**



Optional accessories



Cod. **CPA154**
Armrest adjustable height 69÷79cm from floor - PAIR



Cod. **CPA120V**
Painted elevating footrests - PAIR



Cod. **CPA120C**
Chrome-plated elevating footrests - PAIR



Cod. **CPA517**
Table for wheelchair large 68x57 cm

Spare parts

Cod. **CPR103** PAIR
Complete armrest

Cod. **CPR111** PAIR Swing away lateral footrest

Cod. **CPR241** SINGLE
Plastic footrest

Cod. **CPR122** PAIR Solid rear wheel Ø 60 cm

Cod. **CPR141** SINGLE PU
front wheel Ø 20x5 cm

Technical features

SPECIFICATIONS																	
Front wheels	PU, black, steel fork																
Rear wheels	Plastic radius, PU, solid, black																
Upholstery	Padded nylon- Fire reaction tested, according to EN1021-1/2																
WEIGHT AND DIMENSION																	
Measures in cm																	Max loading weight
CP300-50																	
CP300-55	118	90	48	92	76	52	43+57	55	41	78	32	26	60	20	-		200
CP300-60								60		83							

- EN** Folding wheelchair in painted steel
- F** Fauteuil roulant pliants en acier vernis
- ES** Silla de ruedas plegable en acero pintado
- P** Cadeira de rodas dobrável em aço pintado

Skippy

Single cross frame - Convertible to Transit

Series **CP620**

Compact



Optional accessories



Cod. **CPA120V**
Painted elevating
footrests - PAIR

Cod. **CPA120C**
Chrome-plated
elevating footrests -
PAIR

Cod. **CPA501**
Linear table
for wheelchair
55x32 cm

Cod. **CPA506**
Table for wheelchair
58x38 cm

Spare parts

Cod. **CPR610** PAIR
Complete armrest

Cod. **CPR621** PAIR PU
rear wheel Ø 50 cm

Cod. **CPR625** PAIR
Detachable footrest

Cod. **CPR241** SINGLE
Plastic footrest

Cod. **CPR620** SINGLE
PU Front wheel Ø
18 cm

Technical features

SPECIFICATIONS																
Front wheels	PU, black, plastic fork															
Rear wheels	Aluminium radius, PU, black															
Upholstery	Padded nylon- Fire reaction tested, according to EN1021-1/2															
WEIGHT AND DIMENSION																
Measures in cm																
CP620-40	100	73	41	92	80	53	45÷57	40	37	51	26	16,5	50	18	-	110
CP620-43								43		54						

Accessories for standard wheelchairs



Cod. **CPA110-45**
WC seat 45 cm
(size 45 only)



Cod. **CPA100-40**,
CPA100-43, **CPA100-45**,
CPA100-50
Foam cushion 5 cm h



Cod. **CAR900**
Headrest



Cod. **CPA501**
Linear table
55x32 cm (except sizes
50-55-60)



Cod. **CPA506**
Table for wheelchair
58x38 cm (except sizes
50-55-60)



Cod. **CPA517**
Table for wheelchair
68x57 cm
(sizes 50-55-60 only)



Cod. **CPA120V**
Cod. **CPA122V** (only for
38 size)
Painted elevating
footrests -PAIR



Cod. **CPA120C**
Cod. **CPA122C** (only for
38 size)
Chrome-plated
elevating footrests
-PAIR



Cod. **CPA121**
Pedana elevabile
verniciata - PAIO
DM332/99:
12.24.03.109
DPCM 12.01.2017
12.22.91.718



Cod. **CPA130**
Footrest
(sizes 45, 46, 48, 50, 55
only - No red models)



Cod. **CPA605**
Oxygen bottle holder in
chromed steel Ø bottle
max 12 cm



Cod. **CPA606** Cod. **CPA600**
Adjustable IV pole
Oxygen
bottle holder
Ø bottle max
12 cm



Cod. **CPA234**
One hand drive kit



Cod. **CPA240**
PU rear wheel - PAIR
(only for CP110,
CP200)



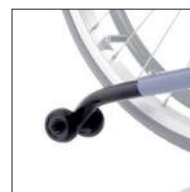
Cod. **CPR622**
PU solid rear wheel Ø
30 cm - PAIR (only for
CP620)



Cod. **CPA242**
PU rear wheel Ø 60 cm
- PAIR (sizes CP115,
CP205 only)



Cod. **CPA244**
Quick release rear wheel,
PNEUMATIC Ø 60 cm
- PAIR
(only for CP102,
CP110, CP200)



Cod. **CPR150**
Anti-tipper wheels
4 cm - PAIR
(only for CP100, CP102,
CP110, CP115, CP205,
CP500, CP520)



Cod. **CAR605**
Anti-heft bar
(except CP620,
CP625)



Cod. **CPA150**
Armrest adjustable
height 74÷82 cm from
floor - PAIR (only for
CP100, CP102, CP110,
CP115, CP500)



Cod. **CPA154**
Armrest adjustable
height 69÷79cm from
floor - PAIR (only for
CP300, CP310)



Cod. **CPR108**
Armrest adjustable
height 73÷81 cm from
floor - PAIR (only for
CP520)



Cod. **CPA160**
Armrest PAIR
(only for CP100,
CP102, CP110, CP115,
CP500)



Cod. **CPA140-xx**
Universal backrest
extension - specify the size
38/40/43/45/48/50/55/60
(No red models)



KOALA (MOPEDIA)
Restraining system line



Cod. **RP245**
Safety belt



Cod. **RP247**
Safety belt with spring
buckle

Kit to convert a transit to a self-propelling:

From Next (CP110) to Next Go! (CP115)
CPR216D, right brake;
CPR216S, left brake;
CPA240, small wheel - pair;
nr. 2 **CPR342**, quick release pivot for back wheel;

From Next Go! (CP115) to Next (CP110)
CPR210D, right brake dx;
CPR210S, left brake;
CPA242, big wheel - pair;
nr. 2 **CPR343**, quick release pivot for back wheel;

From Dual (CP200) to Dual Go! (CP205)
CPA240, small wheel - pair;
nr. 2 **CPR342**, quick release pivot for back wheel;

From Dual Go! (CP205) to Dual (CP200):
CPA242, big wheel - pair;
CPR343, quick release pivot for back wheel;

From Skinny (CP620) to Skinny Go! (CP625)
CPR622, small wheel - pair;
CPR211D, right brake;
CPR211S, left brake;

From Skinny Go! (CP625) to Skinny (CP620)
CPR621, big wheel - pair;
CPR630D, right brake;
CPR630S, left brake;

Spare parts for standard wheelchairs



Cod. CPR100
Complete armrest PAIR
(only for CP100,
CP102)



Cod. CPR107
Complete armrest PAIR
(only for CP110,
CP115)



Cod. CPR108
Height adjustable
armrest PAIR (only for
CP200, CP205)



Cod. CPR103
Complete armrest PAIR
(only for CP300-
CP310)



Cod. CPR101
Complete armrest PAIR
(only for CP500)



Cod. CPR102
Complete armrest PAIR
(only for CP520)



Cod. CPR610
Complete armrest PAIR
(only for CP620-
CP625)



Cod. CPR400
Complete armrest PAIR
(only for CP100R)



Cod. CPR401
Complete armrest PAIR
(only for CP103R-
CP500R)



Cod. CPR215S Left
Cod. CPR215D Right
Brake (only for CP520)



Cod. CPR111
Swing away lateral
footrests – PAIR



Cod. CPR135
Swing away lateral
footrest PAIR
(size 38 only)



Cod. CPR625
Swing away lateral
footrests – PAIR
(only for CP620-CP625)



Cod. CPR415
Swing away lateral
footrests – PAIR (series
CP100R-CP103R-CP500R)



Cod. CPR241
Plastic footrest SINGLE (only
blue models)



Cod. CPR120
PU rear wheel Ø 60 cm
– PAIR (only for
CP100)



Cod. CPA242
U rear wheel Ø 60 cm
– PAIR
(only for CP110-
CP200-CP205)




Cod. CPR122
Solid rear wheel Ø 60
cm – PAIR
(only for CP300)



Cod. CPR621
PU rear wheels
Ø 50cm – PAIR
(only for CP620)



Cod. CPR413
PU rear wheels
Ø 60cm – PAIR
(only for CP100R-
CP103R)



Cod. CPR150
Anti-tipper wheels 4 cm -
PAIR (only for CP200-
CP205)



Cod. CPR132
PU rear wheel Ø 32 cm
- PAIR
(only for CP310)



Cod. CPA240
PU rear wheels – PAIR
(only for CP115-
CP205)



Cod. CPR131
PU rear wheel Ø 30 cm
- PAIR (only for
CP500-CP520)



Cod. CPR622
PU solid rear wheel
Ø 30cm – PAIR (only
for CP625)



Cod. CPR412
PU solid rear wheel
Ø 30cm – PAIR
(only for CP500R)



Cod. CPR140
PVC front wheel
Ø 20 x 2,5 cm - SINGLE
(only for CP100-
CP102-CP110-CP115)



Cod. CPR141
PU front wheel Ø 20x5
cm - SINGLE
(only for CP300-
CP305)



Cod. CPR143
PU front wheel Ø 20x3
cm - SINGLE
(only for CP200-
CP205-CP500-
CP520)



Cod. CPR620
PU front wheel
Ø 18cm – SINGLE
(only for CP620-
CP625)



Cod. CPR410
PVC front wheel
Ø 20 x 2,5 cm - SINGLE
(only for CP100R)



Cod. CPR411
PU front wheel
Ø 20 x 5 cm - SINGLE
(only for CP103R-
CP500R)

- EN** Folding wheelchair in painted steel
- F** Fauteuil roulant pliants en acier vernis
- ES** Silla de ruedas plegable en acero pintado
- P** Cadeira de rodas dobrável em aço pintado

Kiddy

Single cross frame - Children

Cod. CP880-35

Height adjustable handle
86÷99 cm



Supplied with



Elevating footrests

Optional accessories



Cod. CPA600
Adjustable IV Pole



Cod. CPA605
Chromed steel oxygen bottle holder Ø Max oxygen bottle 12 cm



Cod. CPA606
Polyester Oxygen bottle holder - Ø oxygen bottle Max 12 cm



Cod. CPA507
Table for wheelchair 58x38 cm



Cod. CPA501
Linear table 55x32 cm



Cod. RP247
Safety belt with spring buckle

Spare parts



Cod. CPR810
Flip up armrest -PAIR



Cod. CPR821
PU rear wheel Ø 56 cm - SINGLE



Cod. CPR820
PVC front wheel Ø 15 cm - SINGLE



Cod. CPR827
Armrest padding only



Cod. CPR815
Lateral footrests



Cod. CPR817
Elevating footrests

Technical features

SPECIFICATIONS																	
Front wheels	PVC, black, painted steel fork																
Rear wheels	Plastic radius, grey PU wheels																
Upholstery	Padded nylon- Fire reaction tested, according to EN1021-1/2																
WEIGHT AND DIMENSION																	
Measures in cm																	
CP880-35	94	74	36	86÷99	62	42	37÷42	35	37	56	31	14,5	56	15	-	100	

Accessories for Comfy-S, Comfy-S Go!, Comfy



Cod. **CPA100-40, CPA100-43, CPA100-45**
Foam cushion h 5 cm



Cod. **CAR605**
Antitheft bar



Cod. **CPA130**
Footrest
(for sizes 46 only)



KOALA Restraining system line



Cod. **RP247**
Safety belt with spring buckle



Cod. **RP245**
Safety belt
(CP810 only)



Cod. **RCA120**
IV pole (image for illustrative purpose only)



Cod. **CPA506**
Table for wheelchair
58x38 cm



Cod. **CPA501**
Linear table
55x32 cm

Spare parts for Comfy-S, Comfy-S Go!



Cod. **CAR831**
Desk type armrest
- PAIR (for CP800-CP805)



Cod. **CAR171**
Elevating footrest
- PAIR (for CP800-CP805 only)



Cod. **CAR173**
Anti-tipper wheel Ø 5 cm - PAIR (for CP800-CP805 only)



Cod. **CAR174**
PU rear wheel Ø 60 cm - PAIR (only for CP800)



Cod. **CAR172**
PU front wheel Ø 20 cm - PAIR (only for CP800)



Cod. **CAR175**
PU rear wheel - PAIR (only for CP805)

Spare parts for Comfy



Cod. **CAR830**
Elevating armrest - PAIR



Cod. **CAR168**
Elevating footrest - PAIR



Cod. **CAR217**
PU rear wheel - PAIR



Cod. **CAR226**
PU front wheel - PAIR



Cod. **CAR314**
Anti-tipper wheel - PAIR

Accessories for Relief, Relief Go!



Cod. **CAR710**
3 section headrest



Cod. **CAR525**
Wheelchair table



Cod. **RP245**
Safety wheel

Spare parts for Relief, Relief Go!



Cod. **CAR832**
Elevating armrests -
PAIR



Cod. **CAR169**
Elevating footrests -
PAIR



Cod. **CAR218**
PU rear wheel - PAIR
(CP910)



Cod. **CAR219**
PU rear wheel - PAIR
(CP900)




Cod. **CAR226**
PU front wheel - PAIR



Cod. **CAR316**
Anti-tipper wheel -
PAIR



Cod. **CAR705**
Anatomic PU headrest



Cod. **CAR718**
Legs divider



Cod. **CAR719**
Knee adductor protection - PAIR



Cod. **CAR720**
Chest support - PAIR

SCHEDA TECNICA DI DISPOSITIVO	Rev. 05 – 12.01.2021	Modulo STD
-------------------------------	----------------------	------------

CP100	Carrozzina pieghevole START – ARDEA ONE
-------	---

Destinazione d'uso

Carrozzina ad auto spinta destinata alla mobilità di persone con deficit parziali o totali di deambulazione

Caratteristiche principali

Telaio stabilizzante in acciaio verniciato, crociera singola, seduta e schienale in nylon nero, imbottito e lavabile, tasca portadocumenti sul retro. Ruote posteriori in alluminio a razzi, con gomme nere in PU senza camera d'aria e corrimano in acciaio verniciato nero. Ruote anteriori nere in PVC con forcella in acciaio. Braccioli corti ribaltabili con imbottitura in nylon nero. Pedane estraibili regolabili in lunghezza con pedana in plastica nera e cinturino ferma-tallone. Disponibile in colore Blu e Rosso.

Immagine prodotto



















RIFERIMENTI FABBRICANTE

Fabbricante	MORETTI S.P.A.
Paese di produzione	CINA
Classe di dispositivo	Classe I
Codice di classificazione GMDN	41622
Codice di classificazione CND	Y122106
Repertorio Dispositivi Medici	1104327
Codice nomenclatore DM 332/99	12.21.06.039
Codice nomenclatore DPCM 12.01.2017	12.22.03.003

CARATTERISTICHE TECNICHE

Peso Max sopportabile	120 Kg
Confezionamento	Polietilene / Scatola di Cartone.

MATERIALI PRINCIPALI																	
Struttura		<i>Acciaio</i>															
Seduta		<i>Nylon</i>															
Ruote anteriori		<i>PVC</i>															
Ruote posteriori		<i>PU Tubeless</i>															
VARIANTI																	
CP100R-40: Seduta 40 Cm								CP100R-43: Seduta 43 Cm									
CP100R-45: Seduta 45 Cm								CP100R-48: Seduta 48 Cm									
CP100B-38: Seduta 38 Cm								CP100B-40: Seduta 40 Cm									
CP100B-43: Seduta 43 Cm								CP100B-45: Seduta 45 Cm									
CP100B-46: Seduta 46 Cm								CP100B-48: Seduta 48 Cm									
DIMENSIONI																	
Misure in cm																	
CP100B-38								38		56							
CP100B-40								40		58							
CP100B-43	103	85	43	91	75	50	20	43	43	60,5	26	17,5	60	20	-	120	
CP100B-45								45		63							
CP100B-46								46		63,5							
CP100B-48								48		65							
CP100R-40								40		58							
CP100R-43	103	85	43	91	75	50	20	43	43	60,5	26,5	17,5	60	20	-	120	
CP100R-45								45		63							
CP100R-48								48		65							
ACCESSORI OPZIONALI																	
CPA100-(40/43/45)								<i>Cuscino Gommapiuma h 5 Cm</i>									
CAR900								<i>Poggiatesta regolabile</i>									
CAR605								<i>Barra antifurto</i>									
CPA501								<i>Tavolino 55x32 Cm</i>									
CPA506								<i>Tavolino sagomato 58x38 Cm</i>									
CPA121								<i>Pedane elevabili</i>									
CPA600								<i>Asta da flebo</i>									
CPA606								<i>Porta bombola in poliestere</i>									



MA MA CP100XX-CP102XX-CP110XX-CP115XX-CP200XX-CP205XX-CP300XX-CP310XX-CP500XX-CP620XX-CP625XX-CP880-35 04 A_ENG_09-2020

ARDEA ONE WHEELCHAIR

INSTRUCTION MANUAL

INDEX

1. CODES.....	PAG.3
2. INTRODUCTION.....	PAG.3
3. INTENDED USE.....	PAG.3
4. DECLARATION OF CONFORMITY	PAG.4
5. GENERAL WARNING.....	PAG.4
6. SYMBOLS	PAG.4
7. GENERAL DESCRIPTION.....	PAG.5
7.1 Parts view	pag. 5
8. ASSEMBLING/DISASSEMBLING	PAG.6
8.1 Opening.....	pag. 6
8.2 Closing.....	pag. 6
8.3 Install/remove the armrest.....	pag. 6
8.4 Install/remove the swing away or elevating legrest	pag. 7
8.5 Adjust the swing away legrest	pag. 8
8.6 Adjust the elevating legrest	pag. 8
8.7 Install/remove the 30cm wheels.....	pag. 8
8.8 Adjust the brakes with 30cm wheels	pag. 9
8.9 Install/remove the 60cm wheels.....	pag. 9
8.10 Adjust the brakes with 60cm wheels.....	pag. 9
9. BEFORE USE.....	PAG.10
10. WARNING FOR A CORRECT USE.....	PAG.10
11. HOW TO USE.....	PAG.10
11.1 Get in the wheelchair.....	pag. 10
11.2 Get out of the wheelchair	pag. 10
11.3 Stairs and height difference	pag. 10
11.4 Use the armrest.....	pag. 11
11.5 Use the 60cm wheels.....	pag. 11
11.6 Use the 30cm wheels.....	pag. 11
11.7 Use the narrow casters (only on models with quick release wheels)	pag. 11
11.8 Carrying	pag. 11
12. MAINTENANCE.....	PAG.11
13. CLEANING AND DISINFECTION	PAG.12
13.1 Cover and padding.....	pag. 12
13.2 Frame and metallic parts	pag. 12
13.3 Brakes and wheels	pag. 12
13.4 Disinfection.....	pag. 12
14. CONDITIONS OF DISPOSAL	PAG.12
15. SPARE PARTS/ACCESSORIES	PAG.12
16. TECHNICAL FEATURES.....	PAG.12
16.1 Dimensions	pag. 12
16.2 Technical specifications.....	pag. 14
17. WARRANTY.....	PAG.14
17.1 Repairing.....	pag. 14
17.2 Spare parts	pag. 14
17.3 Exempt clauses	pag. 15

CE | Class Medical Device

REGULATION (EU) 2017/745 OF THE EUROPEAN PARLIAMENT AND OF THE COUNCIL
of 5 April 2017 concerning medical devices**1. CODES**

CP100-xx	Series START 60 cm wheels - Self-Propelled
CP102-xx	Series START1 60 cm wheels - Self-Propelled
CP110-xx	Series NEXT 60 cm wheels - Self-Propelled
CP115-xx	Series NEXT GO 30 cm wheels - Transit
CP200-xx	Series DUAL 60 cm wheels - Self-Propelled
CP205-xx	Series DUAL GO 30 cm wheels - Transit
CP300-xx	Series PLUS 60 cm wheels - Self-Propelled - Heavy duty
CP310-xx	Series PLUS GO 30 cm wheels - Transit - Heavy duty
CP500-xx	Series GO! 30 cm wheels - Transit
CP520-xx	Series GO UP! 30 cm wheels - Transit
CP620-xx	Serie SKINNY 50 cm wheels - Narrow spaces
CP625-xx	Serie SKINNY GO! 30 cm wheels - Transit - Narrow spaces
CP880-35	Series KIDDY 56 cm wheels - Self-Propelled

(XX =Refers to size available for each wheelchair model ex. 38-40-43-45-46-48-50-55-60 cm)

2. INTRODUCTION

Thank you for purchasing a ARDEA ONE wheelchair by Moretti S.p.A. product range. This user's manual provides some suggestions as how to correctly use the product you have chosen and gives some valuable advice for your safety. Please read through the manual carefully before using the product. Should you have any queries, please contact your retailer for advice and assistance. In case of doubts, we recommend to contact the dealer who can help and advice you properly.

Note: check all parts for shipping damage and test before using. In case of damage, do not use the device. Contact your dealer for further instruction.

3. INTENDED USE

This wheelchair is designed for the mobility of people with mobility problems and can be used for self-propelling (if equipped with big rear wheels) or with the aid of an operator.

In all cases, however, the intervention of an operator is required for the various adjustments you need.

WARNING!

- Do not use the product for a purpose not indicated in this manual
- Moretti S.p.A declines all responsibilities for any consequences resulting from an incorrect use of this product and from unauthorized alteration to the frame of the product
- The manufacturer reserves the right to change the information contained in this document without notice

4. DECLARATION OF CONFORMITY

Moretti S.p.A. declares under its sole responsibility that the product made and traded by Moretti S.p.A. and belonging to the group of MANUAL WHEELCHAIRS - ARDEA ONE complies with the provisions of the regulation 2017/745 on MEDICAL DEVICES of 5 April 2017.

For this purpose, Moretti S.p.A. guarantees and declares under its sole responsibility what follows:










1. The devices satisfy the requirements of general safety and performance requested by the Annex I of the regulation 2017/745 as laid down by the Annex IV of the above mentioned regulation.
2. The devices ARE NOT MEASURING INSTRUMENTS.
3. The devices ARE NOT MADE FOR CLINICAL TESTS.
4. The devices are packed in NON-STERILE BOX.
5. The devices belong to class I in accordance with the provisions of Annex VIII of the above mentioned regulation
6. Moretti S.p.A. provides to the Competent Authorities the technical documentation to prove the conformity to the 2017/745 regulation, for at least 10 years from the last lot production.

Note: Complete product codes, the manufacturer registration code (SRN), the UDI-DI code and any references to used regulations are included in the EU declaration of conformity that Moretti S.p.A. releases and makes available through its channels.

5. GENERAL WARNING

- For correct use of the device, carefully refer to the following manual
- For correct use of the device always consult your doctor or therapist
- Keep the packaged product away from any source of heat as the packaging it is made of cardboard
- The useful life of the device is determined by the wear of non-repairable and / or replaceable parts
- Always pay close attention to the presence of moving parts which could cause limb entrapment and personal injury
- Always pay attention to the presence of children
- Do not lift the wheelchair by removable parts which could accidentally come off during lifting
- The user and / or the patient must report any serious accident occurring in relation to the device to the manufacturer and to the competent authority of the State in which the user and / or the patient is established.

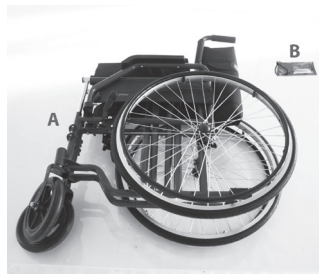
6. SYMBOLS

	Product code		Batch Lot
	Medical Device		Unique Device Identification
	CE mark		Read the instruction manual
	Manufacturer		Conditions of disposal
	Serial Number		

7. GENERAL DESCRIPTION


7.1 Parts view

The components can change depending on the model you choose:

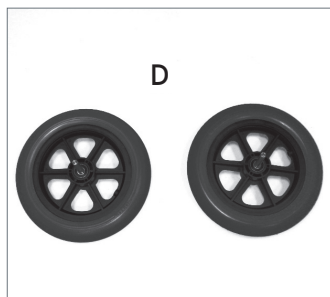


A - Frame

B - Wrenches kit for assembling

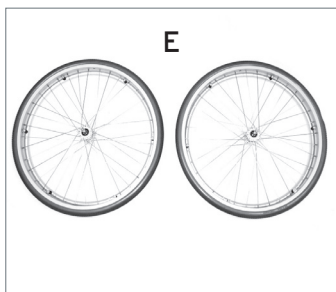


C - Swing away legrest



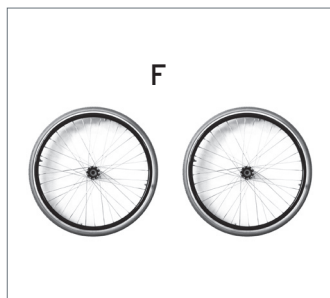
D - 30 cm casters

(diameter 30 cm) transit model



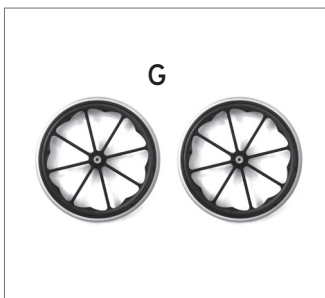
E - 60 cm Wheels

(diameter 60 cm) Self-propelled model



F - 50 cm Wheels for small spaces

(diameter 50 cm) Self-propelled model

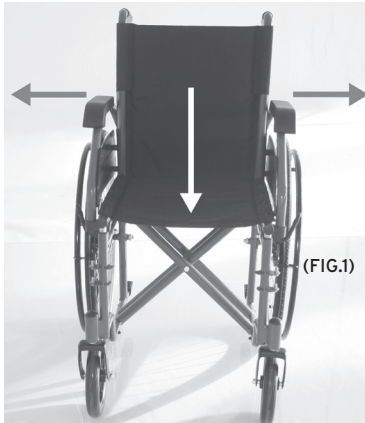


G - 56 cm Wheels - Kids model

(diameter 56 cm) Self-propelled model

8. ASSEMBLING/DISASSEMBLING

8.1 Opening



Note: make reference to safety cautions in this manual

- Get the handles and pull outward, then press the seat until the wheelchair is completely open (FIG.1)

8.2 Closing




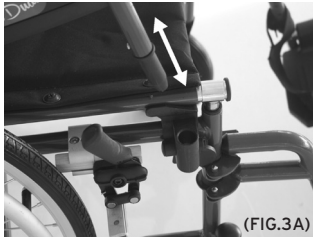
- Lift powerfully the seat and close the wheelchair. Push the handles close (FIG.2)

8.3 Install/remove the armrest


CP100-xx / CP102-xx / CP110-xx / CP115-xx / CP500-xx / CP520-xx / CP880-35



CP300-xx / CP310-xx / CP200-xx / CP205-xx



CP620-xx / CP625-xx



A - Push button
B - Pin for stop


- Place the armrest rear side into the rear, then hook them into the front by overturning them (Fig.3, FIG.3A)
- Insert the tubes in their supports triggering properly locking clip (FIG. 3B)
- To remove, unlock the armrest by pushing the front release lever, then overturn them and extract by pulling the rear release lever (Fig.4, Fig.4A)
- For removal press the release button (A) and then lift to up (FIG. 3B)

8.4 Install/remove the swing away or elevating legrest



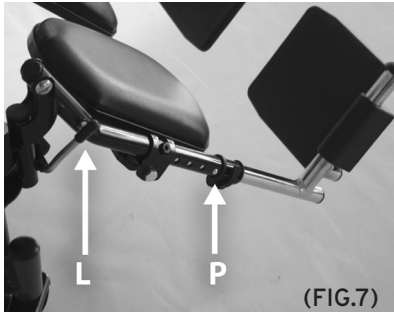
- Assembly the swing away or elevating legrest by installing the hinge plates on the footrest onto the hinge pins on the wheelchair frame. Push the legrest toward inside of the wheelchair until it locks into place (fig.5)
- Remove the legrest by pushing the legrest release lever in ward, rotate outward, lift the legrest off the hinge pins

8.5 Adjust the swing away legrest



- To adjust the length of the footrest, unlock the safety lever at the bottom on the left side, then press the push button, slide the tube until the desired hole, then relock the safety lever. (FIG.6)

8.6 Adjust the elevating legrest (OPTIONAL)




- To adjust the length of the footrest, unlock the safety lever at the bottom on the left side, then press the push button, slide the tube until the desired hole, then relock the safety lever. (Fig.7) (Rif.P)
- Adjust the legrest height by pushing the lever (Fig.7) (Rif.L), and release to lock at the desired height

ù

8.7 Install/remove the 30cm wheels (only for NEXT, DUAL and SKINNY)

Place the caster into the hole on the wheelchair frame



Only for quick release wheels

- Remove the plastic cap and push the wheel until it locks into the place (FIG.8)
- Remove the wheels: push the button on the centre of the wheel, and extract the wheel (FIG.8)

Only for wheels with fixed axle (only for SKINNY)

- Place the small wheel and block it with the nut
- To remove the wheel, unscrew the nut and remove the small wheel

8.8 Adjust the brakes with 30cm wheels (only for NEXT, DUAL and SKINNY)



- When the 30 cm wheels are installed, place the brake on the milling. Lock the device by tightening the Allen wrenches (FIG.9)

Note: adjust the brake device so that it can make the right pressure to securely lock the wheel

8.9 Install/remove the 60cm wheels (only for NEXT GO, DUAL GO and SKINNY GO)

Place the wheel into the central hole on the wheelchair frame




Only for quick release wheels

- Remove the plastic cap and push the wheel until it locks into the place (FIG.10)
- Remove the wheels: push the button on the centre of the wheel, and extract the wheel (FIG.10)

Only for wheels with fixed axle (SKINNY GO)

- Place the big wheel and block it with the nut
- Unscrew the nut and remove the big wheel

8.10 Adjust the brakes with 60cm wheels (just for DUAL GO)



- When the 60 cm wheels are installed, place the brake on the milling. Lock the device by tightening the Allen wrenches (FIG.11)

Note: adjust the brake device so that it can make the right pressure to securely lock the caster

9. BEFORE USE

- Check the mechanical parts usage, in order to guarantee a safe use of the device for people and things
- Assure all the parts are correctly assembled. Checking carefully the correct assembling of the rear wheels
- Assure the brake handles are well regulated
- Check the seat is completely open. If not push the seat down from the lateral frame.

10. WARNING FOR A CORRECT USE

- Do not use the wheelchair as seat for vehicle
- Assure the brake handles is duly adjusted and correctly works
- Avoid entrapment of finger into wheels or brakes during the wheelchair use
- The wheelchair temperature increase if exposed to the sun for long period

11. HOW TO USE

Note: make reference to "GENERAL WARNINGS" chapter

**WARNING!**

- Getting in and out of the wheelchair may be performed independently, provided you have a adequate mobility and upper body strength
- Do not stand on removable parts

DO NOT STAND ON THE FOOTRESTS WHEN GETTING IN OR OUT OF THE WHEELCHAIR, OVERTURNING RISK!!!

11.1 Get in the wheelchair

1. Position the wheelchair as close as possible to you
2. Engage wheel locks . We suggest to remove the armrest to ease the patient getting in the wheelchair
3. Lean on the frame with arms and slowly go down towards the seat

11.2 Get out of the wheelchair

1. Position the wheelchair as close as possible along side the seat to which you are transferring
2. Engage wheel locks. We suggest to remove the armrest to ease the patient getting out of the wheelchair
3. Shift body weight into seat with transfer

11.3 Stairs and height difference**WARNING!**

The following methods must be used only from experienced patients. If you are not experienced, let you help from an assistant!

GET ON

Position the wheelchair at the curb to be crossed. Balance the wheelchair on the rear wheels, in order to lift the front wheels, enough to lean them on the obstacle. Bend your trunk forward and vigorously push the handrail. Continue pushing until the rear wheels are climbing over the obstacle.

GET OFF

To get off the stair follow the reverse procedure, positioning the rear side of the wheelchair at the curb, keep the handrails vigorously and get off the obstacle slowly; then balance the wheelchair on the rear wheels in order to complete the descent

**WARNING!**

We recommend to use this method only in presence of obstacle lower than 10cm!

11.4 Use the armrest

The armrest can be flip back, detachable or flip back and detachable

Flip back - this feature is useful when you have to get in or out of the wheelchair.

Push the release lever then turnover the armrest

11.5 Use the 60cm wheels

The rear 60cm wheels are used when self-propelled.

Gasp the handrail and wheel through the desired direction

11.6 Use the 30cm wheels

The rear 30cm wheels are used when wheel chair is driven by an assistant through the handles

11.7 Use the narrow casters (only on models with quick release wheels)

The safety wheels are used to cross narrow spaces (elevator, etc.)

To use the safety wheels remove the rear 60cm wheels

11.8 Carrying

The wheelchair has been designed to be easily carried.

Once the armrest and the footrest are removed, can be closed and easily positioned in the car boot, for example. If this can't be possible, position the wheelchair in front of the car rear seat so that it is stable and cannot slip or slide. Lock the wheelchair with the seatbelt

12. MAINTENANCE

The **ARDEA ONE** devices by Moretti are checked carefully and supplied with EC mark, once launched on the market. For patient and physician's safety we recommend to let check the device by the manufacturer or by laboratory authorized every 2 years. In case of repair use only original spare parts. Before using follow the "**BEFORE USE**" chapter.

Moretti **ARDEA ONE** wheelchairs require few elementary and periodic maintenance, below we list the checks to be carried out periodically

braking capacity	monthly
seat cleaning	as needed

13. CLEANING AND DISINFECTION

13.1 Cover and padding

The cover and padding are in Nylon. Clean with warm water and mild soap.

13.2 Frame and metallic parts

Clean with warm water and mild soap. Dry with a soft cloth in order to not scratch the painting.

13.3 Brakes and wheels

Clean the wheels with warm water and mild soap. Pay attention in drying the wheels, it's dangerous use the wheelchair with wet wheels.

13.4 Disinfection

if you need to disinfect the device use a common disinfectant cleaner

Note: do not use solvent and abrasive product

14. CONDITIONS OF DISPOSAL

In case of disposal don't use the inserting container for municipal waste. We recommend to dispose the wheelchair in the appropriate disposal areas for recycle.

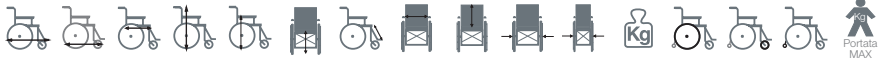
15. SPARE PARTS/ACCESSORIES

For spare parts only refer to MORETTI master catalogue

16. TECHNICAL FEATURES

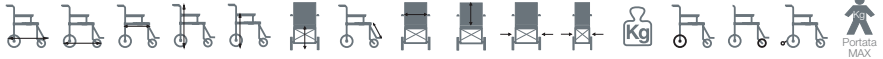
16.1 Dimensions

DIMENSION AND WEIGHT



CP100-38								38		56						
CP100-40								40		58						
CP100-43	113	83	43	90	74	49	58	43	61	27	17,5	60	20	-	120	
CP100-45								45		63						
CP100-46								46		63,5						
CP100-48								48		65						
CP102-38								38		56						
CP102-40								40		58						
CP102-43	113	83	43	90	74	49	58	43	61	27	17,5	60	20	-	120	
CP102-45								45		63						
CP102-46								46		63,5						
CP102-48								48		65						
CP110-40								40		64						
CP110-43								43		67						
CP110-45	105	81	43	90	73	49	56	42	69	26	18,5	60	20	-	150	
CP110-46								46		69,5						
CP110-48								48		71						
CP110-50								50		74						

CP200-38							38		58							
CP200-40							40		60							
CP200-43							43		63							
CP200-45	113	81	42	90	71	49	59	41	65	29	17,5	60	20	4	150	
CP200-46									65,5							
CP200-48									68							
CP200-50									70							
CP300-50								50	73							
CP300-55	118	90	48	92	76	52	59	55	41	78	32	26	60	20	-	200
CP300-60								60	83							
CP620-40								40	51	26	16,5	50	18	-	110	
CP620-43	100	73	41	92	80	53	47	43	54							
CP880-35	94	74	36	86	62	42	38	35	37	56	31	14,5	56	15	-	100

DIMENSION AND WEIGHT


CP115-40								40		53						
CP115-43								43		56						
CP115-45								45		58						
CP115-46	98	75	41	92	76	50	56	43	58,5	25	18,5	30	20	-	150	
CP115-48									61							
CP115-50									63							
CP205-38								38	52							
CP205-40								40	54							
CP205-43								43	57							
CP205-45	104	76	42	90	71	49	59	41	59	25	17,5	30	20	4	150	
CP205-46									59,5							
CP205-48									62							
CP205-50									64							
CP310-50								50	63							
CP310-55	104	77	48	92	70	52	59	55	39	68	30	26	32	20	-	200
CP500-40								40	55							
CP500-43								43	58							
CP500-45	94	70	42	92	72	48	54	45	43	60	26	17,5	30	20	-	120
CP500-46										60,5						
CP500-48										63						
CP520-40								40	55							
CP520-43								43	58							
CP520-45	99	73	42	93	72	48	52	45	42	60	26	17,5	30	20	-	150
CP520-46										60,5						
CP520-48										63						
CP625-40								40	51	26	16,5	30	18	-	110	
CP625-43	88	61	41	92	80	53	47	43	54							

*The dimensions may change $\pm 0,5$ cm

16.2 Technical specifications

- **Steel frame**
- **Max weight for CP100, CP102, CP500: 120 kg - for CP110, CP115, CP200, CP205, CP520: 150 kg - for CP300, CP310: 200 kg - for CP620, CP625: 110 kg - for CP880-35: 100 kg**
- **Front wheels: 20cm PU**
- **Front wheels (kids model): 15cm PU**
- **Rear small wheels: 30cm PU**
- **Rear big wheels: 60cm PU**
- **Rear big wheels (kids model): 56cm**
- **Fabric: Nylon**
- **Resistance to ignition:** the materials used for cover and padding have been treated with methods specified in Directive EN1021-1/2
- **Reference standards:** EN12183
- **Environmental temperature:** -20°C/+ 40°C
- **Storage:** store in a cool place, away from heat sources, such as sunlight (suggested temperature between +10°C and +40°C)

17. WARRANTY

Moretti products are guaranteed from material or manufacturing faults for 2 years from the purchasing date, except possible exclusion or restriction as follows. The warranty shall not be applied in the possible damages caused by improper use, abuse or alteration, and for the warranty will not be valid if the instructions for use are not strictly adhered to. The correct intended use is specified in this manual. Moretti is not responsible for consequent damages, personal injuries or whatever caused by or in relation to mistaken installation or improper use. Moretti warranty does not cover damages resulting from: natural disaster, not authorized maintenance or repairs, faults caused by problems on electricity supply (when necessary), use of spare parts not covered by Moretti, improper use, alteration not authorized, shipment damages (different from original Moretti shipment), or in case of insufficient maintenance as indicated in the manual. The warranty doesn't cover components subject to wear and tear during the correct use of the device.

17.1 Repairing

Warranty repair: If a Moretti item presents material or manufacturing faults during the warranty period, Moretti will confirm with customer if the fault can be cover from warranty. Moretti, at its unquestionable discretion, can repair or replace the item, by a Moretti dealer or to Moretti headquarters. Labor cost can be charged to Moretti if the repair is covered by warranty. A repair or a replacement doesn't extend the warranty.

Repair not cover by warranty: A product out of warranty can be sent after Moretti authorization. The labor and shipping costs for good out of warranty are to be paid by the customer or by the dealer. The repairs are guaranteed for 6 months from the good received.

Non defective device: The customer will be informed if, after the device return and examination, Moretti declares that the device is not faulty. In this case the good will be sent back to customer, the shipping charge will be to be paid by the customer.

17.2 Spare parts

The original Moretti spare parts are guaranteed for 6 months from the receiving date.

17.3 Exempt clauses

Moretti does not offer any other declaration, explicit or implicit warranty or conditions, including possible declarations, warranties or conditions of merchantability, fitness for a specific purpose, non infringement and non interference, all but what expressly specified in this warranty. Moretti does not guarantee the nonstop and faultless usage. The duration of possible implicit warranties which can be imposed by the law is limited by the warranty period, in the limits of law. Some states or countries don't allow limiting the implicit warranty or the exclusion or the limitation for accidental damages. In such countries, some of those exclusions or limitation may not be applied to the user. The present warranty may be modified without prior notification.

**WARRANTY CERTIFICATE****Product** _____**Purchased on (date)** _____**Retailer** _____**Address** _____ **Town/city** _____**Sold to** _____**Address** _____ **Town/city** _____

Via Bruxelles, 3 - Meleto 52022 Cavriglia (Arezzo) Tel. +39 055 96 21 11

www.morettispa.com email: **info@morettispa.com****MADE IN P.R.C.**

DICHIARAZIONE DI CONFORMITA'

Ai sensi del Regolamento UE 2017/745

MORETTI S.p.A.**SRN: IT-MF-000005980**

dichiara sotto la sua esclusiva responsabilità che i prodotti fabbricati ed immessi in commercio dalla stessa MORETTI S.p.A. e facenti parte della famiglia

CARROZZINE MANUALI - ARDEA ONE**UDI-DI di Base: 805287964201811QW**

Sono conformi alle disposizioni applicabili del

**Regolamento 2017/745 sui DISPOSITIVI MEDICI
del 5 aprile 2017**

Ed ai seguenti standard internazionali

EN ISO 14971:2012 – EN ISO 15223-1:2017 – EN ISO 12183:2014

A tal scopo la MORETTI S.p.A. garantisce e dichiara sotto la propria esclusiva responsabilità quanto segue:

1. I dispositivi in oggetto soddisfano i requisiti generali di sicurezza e prestazione così come richiesti dall'allegato I del regolamento 2017/745 come prescritto dall'allegato IV del suddetto regolamento.
2. L'elenco completo dei dispositivi in oggetto viene indicato nell'Allegato A della presente dichiarazione.
3. I dispositivi in oggetto **NON SONO STRUMENTI DI MISURA.**
4. I dispositivi in oggetto **NON SONO DESTINATI AD INDAGINI CLINICHE.**
5. I dispositivi in oggetto vengono commercializzati in confezione **NON STERILE.**
6. I dispositivi in oggetto sono da considerarsi come appartenenti alla classe I in conformità a quanto stabilito dall'allegato VIII del suddetto regolamento.
7. La MORETTI S.p.A. mantiene e mette a disposizione delle Autorità Competenti, per almeno 10 anni dalla data di fabbricazione dell'ultimo lotto, la documentazione tecnica di cui agli allegati II e III comprovante la conformità al regolamento 2017/745.

Cavriglia, 28/05/2021

MORETTI S.p.A.
FILIPPO FABBRINI
Amministratore delegatoAllegati:
Allegato A – Elenco dispositivi medici
Allegato B – Elenco codici UDI-UDI

DECLARATION OF CONFORMITY

Regulation EU 2017/745

MORETTI S.p.A.**SRN: IT-MF-000005980**

declares under its sole responsibility that the product made and traded by Moretti S.p.A.
and belonging to the group of

MANUAL WHEELCHAIRS - ARDEA ONE**Basic UDI-DI: 805287964201811QW**

complies with the

**Regulation 2017/745 on MEDICAL DEVICES
of 5 April 2017**

and the following international standards

EN ISO 14971:2012 – EN ISO 15223-1:2017 – EN ISO 12183:2014

For this purpose, Moretti S.p.A. guarantees and declares under its sole responsibility what follows:

1. The devices satisfy the requirements of general safety and performance requested by the Annex I of regulation 2017/745 as laid down by the Annex IV of the above mentioned regulation.
2. The complete list of this range of medical devices is indicated in Annex I
3. The devices **ARE NOT MEASURING INSTRUMENTS**.
4. The devices **ARE NOT MADE FOR CLINICAL TESTS**.
5. The devices are packed in **NON-STERILE BOX**.
6. The devices belong to class I in accordance with the provisions of Annex VIII of the above mentioned regulation
7. Moretti S.p.A. provides to the Competent Authorities the technical documentation set out in Annexes II and III to prove the conformity to the 2017/745 regulation, for at least 10 years from the last lot production

Cavriglia, 28/05/2021

MORETTI S.p.A.
FILIPPO FABBRINI
CEO

Annexes:
Annex A – Medical devices list
Annex B – UDI-DI codes list

DECLARACIÓN DE CONFORMIDAD

Según el Reglamento UE 2017/745

MORETTI S.p.A.**SRN: IT-MF-000005980**

declara bajo su exclusiva responsabilidad que los productos fabricados y puestos en comercio por la misma MORETTI S.p.A. y que hacen parte de la familia

SILLAS DE RUEDA MANUALES**UDI-DI básico: 805287964201811QW**

cumplen con las disposiciones aplicables del:

**Reglamento 2017/745 sobre los
PRODUCTOS SANITARIOS del 5 abril 2017**

Y a los siguientes estándares internacionales

EN ISO 14971:2012 – EN ISO 15223-1:2017 – EN ISO 12183:2014

Por eso, MORETTI S.p.A. garantiza y declara bajo su propia exclusiva responsabilidad lo que sigue:

1. Los productos en cuestión satisfacen los requisitos generales de seguridad y prestación como requerido por el anexo 1 del mismo reglamento 2017/745 como prescrito por el anexo IV del mismo reglamento.
2. La lista completa de los productos en objeto está indicada en el anexo A de esa declaración.
3. Los productos en cuestión **NO SON INSTRUMENTOS DE MEDICIÓN.**
4. Los productos en cuestión **NO ESTÁN DESTINADOS A INVESTIGACIONES CLÍNICAS.**
5. Los productos en cuestión se comercializan en presentación **NO ESTÉRIL.**
6. Los productos en cuestión deben considerarse de clase I en conformidad a lo establecido en el anexo VIII del mismo reglamento.
7. MORETTI S.p.A. mantiene y pone a disposición de las Autoridades Competentes, por 10 años desde la fecha de fabricación del ultimo lote, la documentación técnica especificada en los anexos II y III que comprueba la conformidad con el mismo reglamento 2017/45.

Cavriglia, 28/05/2021

MORETTI S.p.A.
FILIPPO FABBRINI
Director General

Anexos:

Anexo A – Lista productos sanitarios

Anexo B – Lista código UDI-DI

ALLEGATO / ANNEX / ANEXO - A

ELENCO DISPOSITIVI MEDICI / MEDICAL DEVICES LIST / LISTA DISPOSITIVOS MEDICOS

Famiglia: CARROZZINE MANUALI - ARDEA ONE
Group: MANUAL WHEELCHAIRS - ARDEA ONE
Familia: SILLAS DE RUEDA MANUALES

Codice - Code Código	Descrizione	Description	Descripción
CP100(y)-x	CARROZZINA MANUALE PIEGHEVOLE AD AUTO SPINTA START	MANUAL FOLDING WHEELCHAIRS START	SILLA DE RUADA MANUAL PLEGABLE AUTOPROPULSABLE START
CP102-x	CARROZZINA MANUALE PIEGHEVOLE AD AUTO SPINTA START 1	MANUAL FOLDING WHEELCHAIRS START 1	SILLA DE RUADA MANUAL PLEGABLE AUTOPROPULSABLE START 1
CP103(y)-x	CARROZZINA MANUALE PIEGHEVOLE AD AUTO SPINTA START 2	MANUAL FOLDING WHEELCHAIRS START 2	SILLA DE RUADA MANUAL PLEGABLE AUTOPROPULSABLE START 2
CP110-x	CARROZZINA MANUALE PIEGHEVOLE AD AUTO SPINTA NEXT	MANUAL FOLDING WHEELCHAIRS NEXT	SILLA DE RUADA MANUAL PLEGABLE AUTOPROPULSABLE NEXT
CP115-x	CARROZZINA MANUALE PIEGHEVOLE A SPINTA NEXT GO!	MANUAL FOLDING WHEELCHAIRS NEXT GO!	SILLA DE RUADA MANUAL PLEGABLE PROPULSADA NEXT GO!
CP200-x	CARROZZINA MANUALE PIEGHEVOLE AD AUTO SPINTA DUAL	MANUAL FOLDING WHEELCHAIRS DUAL	SILLA DE RUADA MANUAL PLEGABLE AUTOPROPULSABLE DUAL
CP205-x	CARROZZINA MANUALE PIEGHEVOLE A SPINTA DUAL GO!	MANUAL FOLDING WHEELCHAIRS DUAL GO!	SILLA DE RUADA MANUAL PLEGABLE PROPULSADA DUAL GO!
CP300-x	CARROZZINA MANUALE PIEGHEVOLE AD AUTO SPINTA PLUS	MANUAL FOLDING WHEELCHAIRS PLUS	SILLA DE RUADA MANUAL PLEGABLE AUTOPROPULSABLE PLUS
CP310-x	CARROZZINA MANUALE PIEGHEVOLE A SPINTA PLUS GO!	MANUAL FOLDING WHEELCHAIRS PLUS GO!	SILLA DE RUADA MANUAL PLEGABLE PROPULSADA PLUS GO!
CP500(y)-x	CARROZZINA MANUALE PIEGHEVOLE A SPINTA GO!	MANUAL FOLDING WHEELCHAIRS GO!	SILLA DE RUADA MANUAL PLEGABLE PROPULSADA GO!
CP520-x	CARROZZINA MANUALE PIEGHEVOLE A SPINTA GO UP!	MANUAL FOLDING WHEELCHAIRS GO UP!	SILLA DE RUADA MANUAL PLEGABLE PROPULSADA GO UP!
CP620-x	CARROZZINA MANUALE PIEGHEVOLE AD AUTO SPINTA SKINNY	MANUAL FOLDING WHEELCHAIRS SKINNY	SILLA DE RUADA MANUAL PLEGABLE AUTOPROPULSABLE SKINNY
CP625-x	CARROZZINA MANUALE PIEGHEVOLE A SPINTA SKINNY GO	MANUAL FOLDING WHEELCHAIRS SKINNY GO	SILLA DE RUADA MANUAL PLEGABLE PROPULSADA SKINNY GO
CP850-x	CARROZZINA MANUALE PIEGHEVOLE A SPINTA TRAVEL	MANUAL FOLDING WHEELCHAIRS TRAVEL	SILLA DE RUADA MANUAL PLEGABLE PROPULSADA TRAVEL
CP880-x	CARROZZINA MANUALE PIEGHEVOLE AD AUTO SPINTA KIDDY	MANUAL FOLDING WHEELCHAIRS KIDDY	SILLA DE RUADA MANUAL PLEGABLE AUTOPROPULSABLE KIDDY
	Accessori	Accessories	Accesorios
CPA120	PEDANE ELEVABILI CON POGGIA POLPACCI	ELEVATING FOOTRESTS	PLATAFORMA ELEVADA CON APOYA PANTORILLA
CPA140	PROLUNGA SCHIENALE	LONG BACKREST	EXTENSION RES.P.A.LDO
CAR900	POGGIATESTA REGOLABILE	HEADREST	APOYA CABEZA REGULABLE
CPA501	TAVOLINO LINEARE	LINEAR TABLE FOR WHEELCHAIR	MESITA LINEAR
CPA506	TAVOLINO SAGOMATO	TABLE FOR WHEELCHAIR	MESITA MOLDEADA

x: indica la misura della seduta / indicates the size of the seat / indica la talla del asiento

y: Indica il colore della struttura / indicates the color of the frame / Indica el color de la estructura

ALLEGATO / ANNEX / ANEXO - B
ELENCO CODICI UDI-DI / UDI-DI CODES LIST / LISTA CODIGOS UDI-DI

Famiglia: CARROZZINE MANUALI - ARDEA ONE
Group: MANUAL WHEELCHAIRS - ARDEA ONE
Familia: SILLAS DE RUEDA MANUALES

MORETTI Codice / Code / Código	UDI-DI Codice / Code / Código	MORETTI Codice / Code / Codigo	UDI-DI Codice / Code / Código	MORETTI Codice / Code / Codigo	UDI-DI Codice / Code / Código	MORETTI Codice / Code / Codigo	UDI-DI Codice / Code / Código
CP100-38	08057018710041	CP110-48	08057018714032	CP310-50	08057018715954	CP100B-38	08052879643347
CP100-40	08057018710058	CP110-50	08057018713646	CP310-55	08057018715961	CP100B-40	08052879643354
CP100-43	08057018710065	CP115-40	08057018715787	CP500-40	08057018710010	CP100B-43	08052879643361
CP100-45	08057018710072	CP115-46	08057018715817	CP500-43	08057018710027	CP100B-45	08052879643378
CP100-46	08057018715695	CP115-48	08057018715824	CP500-45	08057018710034	CP100B-46	08052879643385
CP100-48	08057018715701	CP115-50	08057018715831	CP500-46	08057018719709	CP100B-48	08052879643392
CP100R-40	08052879642357	CP120-43	08057018713585	CP500-48	08057018713578	CP500B-40	08052879643408
CP100R-43	08052879642364	CP120-50	08057018710683	CP500R-40	08052879642449	CP500B-43	08052879643415
CP100R-45	08052879642371	CP200-38	08057018715848	CP500R-43	08052879642456	CP500B-45	08052879643422
CP100R-48	08052879642388	CP200-40	08057018715855	CP500R-45	08052879642463	CP500B-46	08052879643439
CP102-38	08057018715718	CP200-43	08057018714162	CP520-40	08057018714261	CP500B-48	08052879643446
CP102-40	08057018715725	CP200-45	08057018714179	CP520-43	08057018713622		
CP102-43	08057018715732	CP200-46	08057018715862	CP520-45	08057018710003		
CP102-45	08057018715749	CP200-48	08057018715879	CP520-46	08057018719716		
CP102-46	08057018715756	CP200-50	08057018714186	CP520-48	08057018710720		
CP102-48	08057018715763	CP205-38	08057018715886	CP620-40	08057018714254		
CP103R-40	08052879642395	CP205-40	08057018715893	CP620-43	08057018715978		
CP103R-43	08052879642401	CP205-43	08057018715909	CP625-40	08057018715985		
CP103R-45	08052879642418	CP205-45	08057018715916	CP625-43	08057018715992		
CP103R-48	08052879642425	CP205-46	08057018715923	CP850-37	08057018711284		
CP103R-50	08052879642432	CP205-48	08057018715930	CP880-35	08057018710676		
CP110-40	08057018713592	CP205-50	08057018715947	CPA120C	08057018710140		
CP110-43	08057018713608	CP300-50	08057018710690	CPA120V	08057018710157		
CP110-45	08057018713615	CP300-55	08057018710706				
CP110-46	08057018715770	CP300-60	08057018710713				

MANAGEMENT SYSTEM CERTIFICATE

Certificate no.:
CERT-16906-2006-AQ-IND-SINCERT

Initial certification date:
04 January 2006

Valid:
16 December 2020 – 15 December 2023

This is to certify that the management system of

Moretti S.p.A.

Via Bruxelles, 3 - Loc. Meleto - 52022 CAVRIGLIA (AR) - Italy

has been found to conform to the Quality Management System standard:

ISO 13485:2016

This certificate is valid for the following scope:

Design, production and management of the production, distribution and placing on the market of durable medical equipment in the rehabilitation and home healthcare and devices for patient positioning and transport. Marketing and distribution of general non-active, non-implantable medical devices and Devices for wound care (sterile and non-sterile), Monitoring devices, Device for home care, Active rehabilitation devices

Place and date:
Vimercate (MB), 23 December 2020



SGQ N° 003 A	EMAS N° 009 P
SGA N° 003 D	PRD N° 003 B
SGE N° 007 M	PRS N° 094 C
SCR N° 004 F	SSI N° 002 G

Membro di MLA EA per gli schemi di accreditamento SGQ, SGA, PRD, PRS, ISP, GHG, LAB e LAT, di MLA IAF per gli schemi di accreditamento SGQ, SGA, SSI, FSM e PRD e di MRA ILAC per gli schemi di accreditamento LAB, MED, LAT e ISP

For the issuing office:
DNV GL - Business Assurance
Via Energy Park, 14, - 20871 Vimercate
(MB) - Italy

Zeno Beltrami
Management Representative



REGISTRUL DE STAT AL DISPOZITIVELOR MEDICALE

Введите текст для поиска...

Nr	Denumire	Den.comerc.	Model	Nr. catalog	Tara	Producatorul	Reprezentant	Ordin	Data	Cod var
DM000200837	SCAUN RULANT		MANUAL FOLDING WHEELCHAIRS START	CP100-x	Italia	MORETTI S.P.A.	TETIS INTERNATIONAL CO S.R.L.	A07.PS-01.Rg04-49	04-03-2019	
DM000200850	SCAUN RULANT		MANUAL FOLDING WHEELCHAIRS START	CP100-x	Italia	MORETTI S.P.A.	TETIS INTERNATIONAL CO S.R.L.	A07.PS-01.Rg04-49	04-03-2019	
DM000122631	PIVOT ENDODONTIC DIN FIBRĂ DE STICLĂ		30 ENAPOST Fiber Post Conicity 10%	CP1005-30	Italia	MICERIUM S.P.A.	TORRIS MED S.R.L.	A07.PS-01.Rg04-149	11-06-2018	
DM000122635	PIVOT ENDODONTIC DIN FIBRĂ DE STICLĂ		30 ENAPOST Fiber Post Conicity 10%	CP1009-30	Italia	MICERIUM S.P.A.	TORRIS MED S.R.L.	A07.PS-01.Rg04-149	11-06-2018	
DM000122634	PIVOT ENDODONTIC DIN FIBRĂ DE STICLĂ		10 ENAPOST Fiber Post Conicity 10%	CP1009	Italia	MICERIUM S.P.A.	TORRIS MED S.R.L.	A07.PS-01.Rg04-149	11-06-2018	
DM000122632	PIVOT ENDODONTIC DIN FIBRĂ DE STICLĂ		10 ENAPOST Fiber Post Conicity 10%	CP1007	Italia	MICERIUM S.P.A.	TORRIS MED S.R.L.	A07.PS-01.Rg04-149	11-06-2018	
DM000122633	PIVOT ENDODONTIC DIN FIBRĂ DE STICLĂ		30 ENAPOST Fiber Post Conicity 10%	CP1007-30	Italia	MICERIUM S.P.A.	TORRIS MED S.R.L.	A07.PS-01.Rg04-149	11-06-2018	
DM000122630	PIVOT ENDODONTIC DIN FIBRĂ DE STICLĂ		10 ENAPOST Fiber Post Conicity 10%	CP1005	Italia	MICERIUM S.P.A.	TORRIS MED S.R.L.	A07.PS-01.Rg04-149	11-06-2018	
DM000122629	PIVOT ENDODONTIC DIN FIBRĂ DE STICLĂ		ENAPOST FIBER AESTHETIC POST kit	CP1000	Italia	MICERIUM S.P.A.	TORRIS MED S.R.L.	A07.PS-01.Rg04-149	11-06-2018	

✓ [Содержит\('Nr. catalog', 'cp100'\)](#)



Введите текст для поиска...

Nr	Denumire	Den.comerc.	Model	Nr. catalog	Tara	Producatorul	Reprezentant	Ordin	Data	Cod vamal
				cp		morett				
DM000275156	SCAUN RULANT		MANUAL FOLDING WHEEL CHAIRS START	CP-100R-X	Italia	MORETTI S.P.A.	TETIS INTERNATIONAL CO S.R.L.	Rg04-000236	22-09-2020	
DM000275157	SCAUN RULANT		MANUAL FOLDING WHEEL CHAIRS START 2	CP-103R-X	Italia	MORETTI S.P.A.	TETIS INTERNATIONAL CO S.R.L.	Rg04-000236	22-09-2020	
DM000214147	CĂRJĂ CU SPRIJIN PE ANTEBRAȚ		ARDEA ONE MANUAL SELF PROPELLED FOLDING WHEELCHAIRS - DUAL	CP200	Italia	MORETTI S.P.A.	TETIS INTERNATIONAL CO S.R.L.	Rg04-000145	24-06-2019	
DM000214146	CĂRJĂ CU SPRIJIN PE ANTEBRAȚ		ARDEA ONE MANUAL SELF PROPELLED FOLDING WHEELCHAIRS - KIDDY	CP880	Italia	MORETTI S.P.A.	TETIS INTERNATIONAL CO S.R.L.	Rg04-000145	24-06-2019	
DM000200842	SCAUN RULANT		MANUAL FOLDING WHEELCHAIRS DUAL GO!	CP205-x	Italia	MORETTI S.P.A.	TETIS INTERNATIONAL CO S.R.L.	A07.PS-01.Rg04-49	04-03-2019	
DM000200843	SCAUN RULANT		MANUAL FOLDING WHEELCHAIRS PLUS	CP300-x	Italia	MORETTI S.P.A.	TETIS INTERNATIONAL CO S.R.L.	A07.PS-01.Rg04-49	04-03-2019	
DM000200851	SCAUN RULANT		MANUAL FOLDING WHEELCHAIRS START 1	CP102-x	Italia	MORETTI S.P.A.	TETIS INTERNATIONAL CO S.R.L.	A07.PS-01.Rg04-49	04-03-2019	
			MANUAL FOLDING				TETIS			



Введите текст для поиска...

Nr	Denumire	Den.comerc.	Model	Nr. catalog	Tara	Producatorul	Reprezentant	Ordin	Data
				cp		morett			
DM000200838	SCAUN RULANT		MANUAL FOLDING WHEELCHAIRS START 1	CP102-x	Italia	MORETTI S.P.A.	TETIS INTERNATIONAL CO S.R.L.	A07.PS-01.Rg04-49	04-03-2019
DM000200859	ACCESORIU PENTRU SCAUN RULANT		LONG BACKREST	CPA140	Italia	MORETTI S.P.A.	TETIS INTERNATIONAL CO S.R.L.	A07.PS-01.Rg04-49	04-03-2019
DM000200848	SCAUN RULANT		MANUAL FOLDING WHEELCHAIRS SKINNY GO	CP625-x	Italia	MORETTI S.P.A.	TETIS INTERNATIONAL CO S.R.L.	A07.PS-01.Rg04-49	04-03-2019
DM000200837	SCAUN RULANT		MANUAL FOLDING WHEELCHAIRS START	CP100-x	Italia	MORETTI S.P.A.	TETIS INTERNATIONAL CO S.R.L.	A07.PS-01.Rg04-49	04-03-2019
DM000200850	SCAUN RULANT		MANUAL FOLDING WHEELCHAIRS START	CP100-x	Italia	MORETTI S.P.A.	TETIS INTERNATIONAL CO S.R.L.	A07.PS-01.Rg04-49	04-03-2019
DM000200855	SCAUN RULANT		MANUAL FOLDING WHEELCHAIRS DUAL GO!	CP205-x	Italia	MORETTI S.P.A.	TETIS INTERNATIONAL CO S.R.L.	A07.PS-01.Rg04-49	04-03-2019
DM000200846	SCAUN RULANT		MANUAL FOLDING WHEELCHAIRS GO UP!	CP520-x	Italia	MORETTI S.P.A.	TETIS INTERNATIONAL CO S.R.L.	A07.PS-01.Rg04-49	04-03-2019
DM000200853	SCAUN RULANT		MANUAL FOLDING WHEELCHAIRS NEXT GO!	CP115-x	Italia	MORETTI S.P.A.	TETIS INTERNATIONAL CO S.R.L.	A07.PS-01.Rg04-49	04-03-2019
DM000200858	ACCESORIU PENTRU SCAUN RULANT		ELEVATING FOOTRESTS	CPA120	Italia	MORETTI S.P.A.	TETIS INTERNATIONAL CO S.R.L.	A07.PS-01.Rg04-49	04-03-2019
DM000200862	ACCESORIU PENTRU SCAUN RULANT		TABLE FOR WHEELCHAIR	CPA506	Italia	MORETTI S.P.A.	TETIS INTERNATIONAL CO S.R.L.	A07.PS-01.Rg04-49	04-03-2019

Страница 2 из 3 (Всего элементов: 29) < 1 2 3 >

✓ [Содержит\(\['Producatorul'\],'morett'\)](#) И [Содержит\(\['Nr. catalog'\],'cp'\)](#)



Введите текст для поиска...

Nr	Denumire	Den.comerc.	Model	Nr. catalog	Tara	Producatorul	Reprezentant	Ordin	Data
				cp		morett			
DM000200854	SCAUN RULANT		MANUAL FOLDING WHEELCHAIRS DUAL	CP200-x	Italia	MORETTI S.P.A.	TETIS INTERNATIONAL CO S.R.L.	A07.PS-01.Rg04-49	04-03-2019
DM000200847	SCAUN RULANT		MANUAL FOLDING WHEELCHAIRS SKINNY	CP620-x	Italia	MORETTI S.P.A.	TETIS INTERNATIONAL CO S.R.L.	A07.PS-01.Rg04-49	04-03-2019
DM000200861	ACCESORIU PENTRU SCAUN RULANT		LINEAR TABLE FOR WHEELCHAIR	CPA501	Italia	MORETTI S.P.A.	TETIS INTERNATIONAL CO S.R.L.	A07.PS-01.Rg04-49	04-03-2019
DM000200844	SCAUN RULANT		MANUAL FOLDING WHEELCHAIRS PLUS GO!	CP310-x	Italia	MORETTI S.P.A.	TETIS INTERNATIONAL CO S.R.L.	A07.PS-01.Rg04-49	04-03-2019
DM000200856	SCAUN RULANT		MANUAL FOLDING WHEELCHAIRS PLUS	CP300-x	Italia	MORETTI S.P.A.	TETIS INTERNATIONAL CO S.R.L.	A07.PS-01.Rg04-49	04-03-2019
DM000200849	SCAUN RULANT		MANUAL FOLDING WHEELCHAIRS KIDDY	CP880-x	Italia	MORETTI S.P.A.	TETIS INTERNATIONAL CO S.R.L.	A07.PS-01.Rg04-49	04-03-2019
DM000200845	SCAUN RULANT		MANUAL FOLDING WHEELCHAIRS GO!	CP500-x	Italia	MORETTI S.P.A.	TETIS INTERNATIONAL CO S.R.L.	A07.PS-01.Rg04-49	04-03-2019
DM000200840	SCAUN RULANT		MANUAL FOLDING WHEELCHAIRS NEXT GO!	CP115-x	Italia	MORETTI S.P.A.	TETIS INTERNATIONAL CO S.R.L.	A07.PS-01.Rg04-49	04-03-2019
DM000200857	SCAUN RULANT		MANUAL FOLDING WHEELCHAIRS PLUS GO!	CP310-x	Italia	MORETTI S.P.A.	TETIS INTERNATIONAL CO S.R.L.	A07.PS-01.Rg04-49	04-03-2019

Страница 3 из 3 (Всего элементов: 29) < 1 2 3 >

 Содержит(['Producatorul'],'morett') И Содержит(['Nr. catalog'],'cp')