








RENO-S130D PM (Preventive Maintenance) KIT

PM (Preventive Maintenance) should be performed replacing consumable parts and regular inspection according to PM Schedule for maintaining RENO Plasma sterilizer in good working order. PM parts has important role to extend RENO Plasma sterilizer's life and prevent Error occurring for customer satisfaction.

RENOSEM Co., Ltd. supply PM Kit 1,2,3 set for performing proper replacement by the detail below.

If you have inquiries of Preventive Maintenance, please contact to RENOSEM Service Center.
Tel: +82-32-222-0140 / E-mail: cs@renosem.com

S130D PM KIT-1 (Every 600 cycles)							
No.	Part	Picture	Q'ty	Spec.	Cycle	Year	
PM06-0010-00 (option 1)							
PM06-0020-00 (option 2)							
1-1	Option 1 Rotary Pump Oil (Laybold)		1	1 Liter	600	0.5	※ Remark Replace PM KIT-1 every 6 month or 600 cycles, whichever comes first. ※ Cleaning Injection port hole cleaning should be performed every 600 cycles.
2	Activated Carbon Filter		1		600	0.5	
3-1	Option 1 O-ring (Inlet&Outlet) (Laybold)		1		600	0.5	
4	Oil Paper & Glove		1		600	0.5	
5	Oil container		1	3 Liter	-	-	
6	Funnel		1		-	-	
7	Garbage Vinyl		1		-	-	

S130D PM KIT-2 (Every 1,200 cycles)							
No.	Part	Picture	Q'ty	Spec.	Cycle	Year	
PM06-0030-00 (option 1)							
PM06-0040-00 (option 2)							
1-1	Option 1 Oil Mist Trap (Laybold)		1		1,200	1.0	※ Remark Replace PM KIT-2 every 1 year or 1,200 cycles, whichever comes first. ※ Cleaning Injection ball inside of SFS Nozzle cleaning should be performed every 1,200 cycles.
2	Heat-registing O-ring		1		1,200	1.0	
3	NW25 Clamp		1		-	-	

※ Notice

PM schedule can be different consumable parts and spare parts depending on the Operating condition of RENO Plasma Sterilizer.