

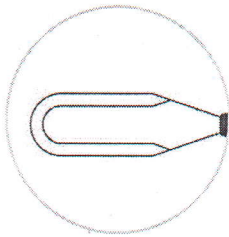
The crosslapped edge made of MANI®'s original hard fiber stainless steel produces the ultimate sharpness.

■ Safety Crescent Knife


Angle = 60°

6pcs/box

○Main Application: Scleral tunnel, Scleral flap



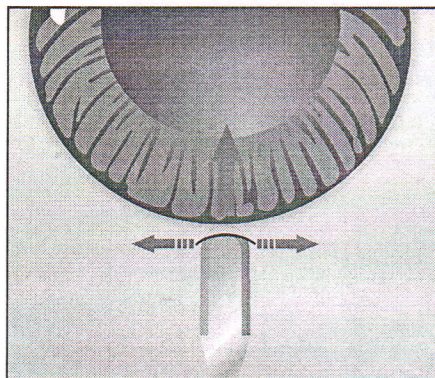
MCU-SK




Actual size

Product Name (Blade Width)	ORDER#
Crescent Bevel Up (2.3mm) (Safety)	MCU26SK
Crescent Bevel Up (2.0mm) (Safety)	MCU20SK

※For handling of MANI® Safety Knife, please refer to the back cover.



Insert the Knife into the 1st scleral incision and forward the blade into clear cornea with shifting blade from side to side.



2nd Scleral pocket

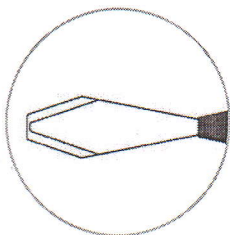
1st Scleral Incision

■ R Slit Knife (Implant)


Angle = 45°

6pcs/box

○Main Application: IOL enlargement



MRS



Actual size



Handwritten signature

Product Name	ORDER#
R Slit Angled 2.6mm	MRS26
R Slit Angled 3.2mm	MRS32
R Slit Angled 3.5mm	MRS35
R Slit Angled 3.75mm	MRS37
R Slit Angled 4.1mm	MRS41
R Slit Angled 5.2mm	MRS52
R Slit Angled 5.5mm	MRS55