


SV300/350 Ventilator

Service Manual

Intellectual Property Statement

SHENZHEN MINDRAY BIO-MEDICAL ELECTRONICS CO., LTD. (hereinafter called Mindray) owns the intellectual property rights to this product and this manual. This manual may refer to information protected by copyrights or patents and does not convey any license under the patent rights of Mindray, nor the rights of others. Mindray does not assume any liability arising out of any infringements of patents or other rights of third parties.

Mindray intends to maintain the contents of this manual as confidential information. Disclosure of the information in this manual in any manner whatsoever without the written permission of Mindray is strictly forbidden. Release, amendment, reproduction, distribution, rent, adaption and translation of this manual in any manner whatsoever without the written permission of Mindray is strictly forbidden.

mindray、 and **MINDRAY** are the registered trademarks or trademarks owned by Mindray in China and other countries. All other trademarks that appear in this manual are used only for editorial purposes without the intention of improperly using them. They are the property of their respective owners.

Contents of this manual are subject to changes without prior notice.

Revision History

This manual has a revision number. This revision number changes whenever the manual is updated due to software or technical specification change. Contents of this manual are subject to change without prior notice. Revision 1.0 is the initial release of the document.

- Revision number: 4.0
- Release time: 2019-12

© Copyright 2014-2019 Shenzhen Mindray Bio-Medical Electronics Co., Ltd. All rights reserved.

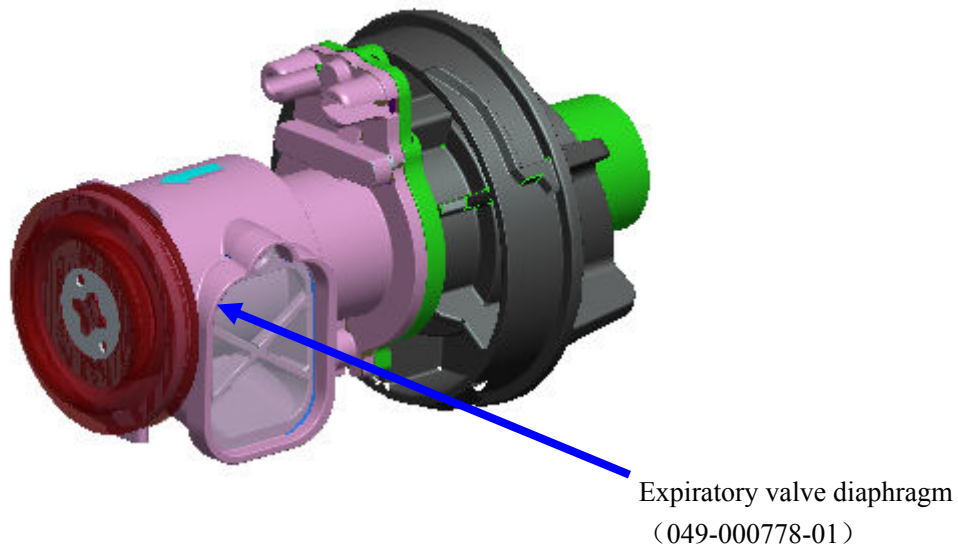
5.1.1 One-year Replaceable Parts

One-year service list (115-028397-00) and tools.

S/N	P/N	Description	Qty.	Tool
1	049-000778-01	Expiratory valve diaphragm	1	No
2	045-001333-01	HEPA filter	1	No
3	045-001298-01	Air inlet dust screen	1	No
4	048-004133-00	Fan dust screen	1	No

5.1.1.1 Parts Replacement

- (1) Replace the expiratory valve diaphragm (049-000778-01) every 12 months as required. As indicated by the expiratory valve handwheel silkscreen on the front panel of the ventilator, rotate the expiratory valve handwheel counter clockwise to the limit position and then take out the expiratory valve horizontally as shown below. Remove the expiratory valve diaphragm at the tail with hand and replace with a new service part. Do not damage the diaphragm during replacement. Note that the diaphragm is evenly snapped in the ring recess of the expiratory valve plastic part.



Notes:

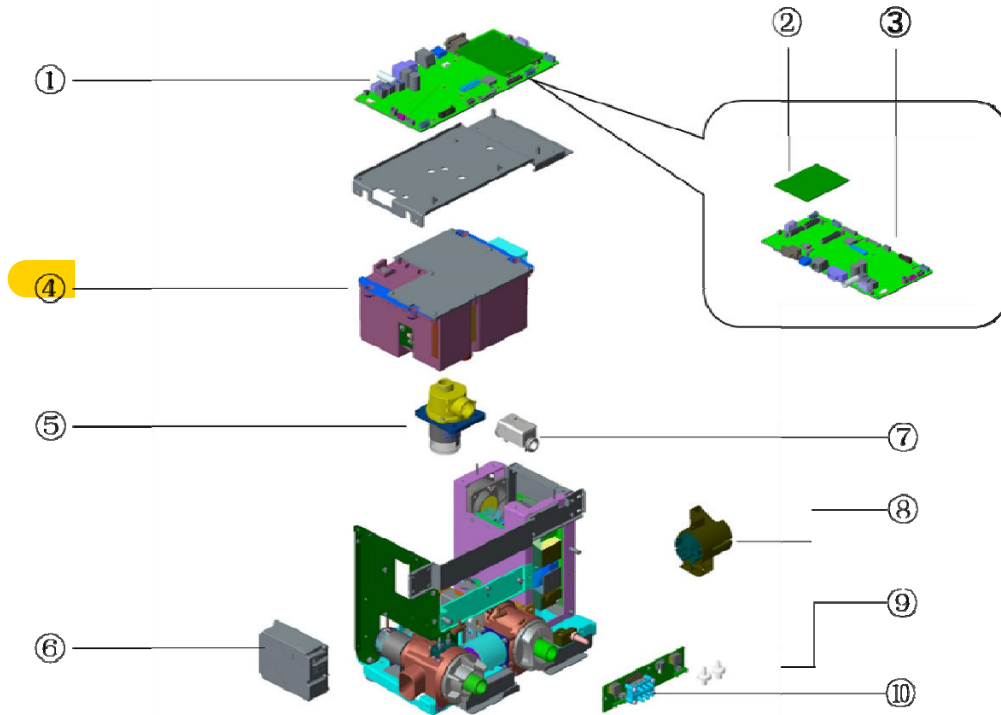
- A hollow arrow indicates connection via board-board connectors while a solid arrow indicates connection via cables.
- “Bxx” indicates self-made board and “Sxx” indicates purchased material.
- “#xx” indicates cable material.

8.2.2 Electrical Connection List

S/N	Description	P/N
#1	EV20 AC-DC board AC input connection line	009-004076-00
#2	EV20 AC-DC board to DC-DC board connection line	009-004027-00
#3	EV20 external DC input connection line (inside the machine)	009-004077-00
#4	EV20 battery input connection line	009-004028-00
#5	EV20 DC-DC board and monitoring board communication cable	009-004344-00
#6	EV20 monitoring main board power input line	009-004029-00
#7	EV20 Sharp screen connection line	009-004548-00
#8	EV20 alarm light connection line	009-004032-00
#9	EV20 encoder connection line	009-004033-00
#10	EV20 key control board connection line	009-004031-00
#11	EV20 sidestream CO2 module connection line	009-004034-00
	EV20 mainstream CO2 module connection line	009-004035-00
#12	EV20 flow sensor connection line	009-004040-00
#13	EV20 O2 concentration sensor connection line	009-004041-00
#14	EV20 sensor adapter board connection line	009-004036-00
#15	EV20 vacuum sensor connection line	009-004042-00
#16	EV20 blower temperature sensor connection line	009-004043-00
#17	EV20 O2 proportional valve and connection line	009-004173-00
#18	EV20 nebulizer valve and connection line	009-004174-00
S1	AC input socket	009-004076-00
S2	AC-DC power board	022-000163-00
S3	DC input socket	009-004077-00
S4	Intelligent battery	115-025022-00
S5	Cooling fan	115-028052-00
S6	Speaker	115-028050-00
S7	Display	115-022782-00
S8	Touchscreen	021-000149-00
S9	O2 flow sensor	012-000019-00
S10	Total flow sensor	012-000018-00
S11	Safety valve	024-000566-00
S12	O2 sensor	040-001275-00

9.3 Kernel Assembly

9.3.1 Exploded View



9.3.2 Parts List

No.	Order Number	Part Description	Qty	Remark
1	051-001780-02	EV20 main control PCBA (VGA+nurse call)	1	/
	051-001779-02	EV20 main control PCBA (standard)		/
	115-052952-00	EV20 control assembly(neutral)		with software
	115-052957-00	EV20 control assembly(Acoma)		Only for "ACOMA", with software
2	051-001491-00	EV20 main control board PCBA	1	
3	051-001778-02	EV20 main board PCBA(VGA&nurse call)	1	/
	051-001550-02	EV20 VCM Main board (classic) PCBA		/
4	115-028051-00	Blower box FRU	1	/
5	115-020420-00	Inspiration valve	1	/
6	115-010077-00	CO2 Module Unit(M02C)	1	/
7	012-000018-00	SENSOR Flow Air 300slpm	1	/

9.16 Others

No.	Order Number	Part Description	Qty	Remark
1	A21-000007---	Tube,Silicone,3/32"X7/32"	1	/
2	M6G-020006---	Tubing,Silicone,1/16"ID,1'	1	/
3	M02A-10-25936	Nafion(MR CO2),PM7,8E,9E	1	/
4	9200-10-10556	AION System Tubing PUR 1.4 mm / 2.8 mm	/	/
5	115-030700-00	Activation Code(USB/NIV)FRU	/	Optional function, If Applied, need to provide machine's SN and machine ID
6	115-030701-00	Activation Code(USB/APRV)FRU	/	
7	115-030702-00	Activation Code(USB/PRVC)FRU	/	
8	115-030703-00	Activation Code(USB/P-V tool)FRU	/	
9	115-030704-00	Activation Code(USB/ATRC)FRU	/	
10	115-031929-00	Activation Code(USB/PRVC-SIMV)FRU	/	
11	115-028397-00	EV20 one year maintance kit	1	/
12	115-028389-00	Side stream CO2 upgrade kit (Adu/Ped)	1	Optional, with accessory kit
13	115-028385-00	Side stream CO2 upgrade kit (Neo)	1	
14	115-028386-00	Mainstream CO2 upgrade kit	1	
15	115-028396-00	Mindray SpO2 upgrade kit (Adu)	1	
16	115-028395-00	Mindray SpO2 upgrade kit (Ped)	1	
17	115-022527-00	Main Stream CO2 kit	1	Optional, without accessory kit
18	115-028393-00	EV20 calibration set (maintance kit)	/	/
19	009-004548-00	EV20 SHARP display cable	1	/
20	009-003008-00	DC-IN power cord	1	/
21	009-004036-00	EV20 sensor adapt board cable	1	/
22	0000-20-10901	Cable, Power China	1	/
23	045-001298-01	Dust preventing net	1	For humidifier mounting bracket on pendant
24	034-000123-00	Heptagonal knob M8X30	1	/
25	M07-00130F---	FUSE Time-lag 250V 3.15AD5X20	1	/