

Technical data



Technical
data

Stage V



**Technical data on the City Ranger 2260
- basic machine and attachments**



Technical specifications

Basic machine

Length	mm	2500
Width	mm	1068
Height with cabin / roll bar (ROPS)	mm	1939 / 2060
Weight with cabin / roll bar (ROPS) ¹⁾	kg	940 / 910
Payload	kg	670 / 700
Gross vehicle weight (GVA)	kg	1610
Turning circle - kerb to kerb	mm	3280
Turning circle - inside	mm	1200
Engine: Kubota petrol WG-972-G-E4	hp / kW	33 / 24
4-wheel drive		Standard

¹⁾ Includes: 75 kg operator and 90% fuel capacity.



Versatile and dedicated

- Utility machine for outdoor maintenance

When you are in charge of outdoor maintenance, you need the best tools at your command - and not just in terms of performance. You need utility machines that get the job done beautifully, but will also deliver as many working hours as possible all year round, doing all kinds of jobs perfectly every day. You also need machines that deliver the best return on investment, because, let's face it, equipment for outdoor maintenance is a major budget concern.

Finally, you also need to make sure that the people doing the work out there are taken care of as well as possible, so you need machines that will protect and aid them in keeping the outdoor area clean and attractive.

What you need is the City Ranger 2260 from Egholm.

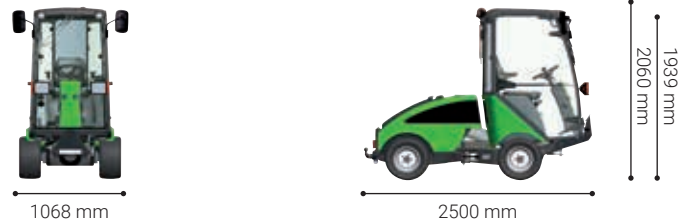
With its powerful petrol engine and 4-wheel drive, the City Ranger 2260 takes care of all kinds of outdoor cleaning assignments - in all seasons. A complete range of tailor-made quality attachments ensures perfect results all year round. What you get is maximum versatility and efficiency - by the world's fastest shift between attachments, articulated manoeuvrability, easy handling and operation with maximum operator comfort.

Engineered and built in Denmark, the City Ranger 2260 is craftsmanship through and through - dedicated to making your outdoor areas present themselves as beautifully as possible, regardless of the weather or season.



Basic machine

- City Ranger 2260



Standard equipment:

- Lights** EU standard driving lights plus two extra lights positioned high on the front (ideal for snow sweeping) and an extra light on the back. Only standard on basic machines with cabin.
- Coupling** Coupling TÜV approved.

Extra equipment (options):

- Air condition (AC)** AC can be installed without having to modify the machine dimensions. The height of the machine stays less than two metres and can still easily be stored in garages or go into underground parking areas. Shared between eight adjustable air ducts, the AC ensures pleasant cabin conditions.
- Cabin** ROPS approved cabin including lights, mirrors, beacon and heating.
- Roll bar** ROPS approved roll bar for basic machines without cabin. Including lights and mirrors.
- Reversing alarm** An alarm when reversing increases the safety in city centres and pedestrian areas. 108 dB(A).
- Rear view camera & colour screen** Rear view camera with a colour screen ensures good visibility in confined spaces, where the operated path can be inspected. It also improves safety in pedestrian zones.
- Radio** DAB+ radio with bluetooth including headset.
- Working light** Front mounted LED working light provides a wide bright light improving the driver's view of the terrain.
- Numberplate kit** The front mounted numberplate holder including integrated LED flash.
- Anti-corrosion treatment** The anti-corrosion treatment of the basic machine is recommended when operating in the winter season.

Technical specifications

Dimensions		
Length	mm	2500
Width	mm	1068
Height with cabin / roll bar (ROPS)	mm	1939 / 2060
Weights & other data		
Weight with cabin / roll bar (ROPS) ¹⁾	kg	940 / 910
Payload with cabin / roll bar (ROPS)	kg	670 / 700
Gross vehicle weight	kg	1610
Allowed axle load, front	kg	900
Allowed axle load, back	kg	900
Max. permitted trailer weight without brakes	kg	750
Max. combined weight without brakes	kg	2050
Max. permitted trailer weight with brakes	kg	1500
Max. combined weight with brakes	kg	2500
Performance		
Turning circle - kerb to kerb	mm	3280
Turning circle - inside	mm	1200
Operating speed, max.	km/h	20
Noise level		
Passing (Outside - 2009/63/EC)	dB(A)	81
Operators seat (Inside - 2009/76/EC)	dB(A)	88
Engine		
Model	Kubota WG-972-G-E4	
EU norm	Stage V	
Engine power	hp/kW	33 / 24
Fuel tank capacity (petrol)	l	45
Fuel consumption (EN 15429-2)	l/h	6,9
CE certified according to EU directive		

¹⁾ Includes: 75 kg operator and 90% fuel capacity.



Suction sweeper

- City Ranger 2260



Standard equipment:

- Hopper** As standard the hopper has a rotation filter system and a fresh water tank with 100 l capacity.
- Front brush unit** The standard unit consists of two front brushes, each particular fitted with a water nozzle and a suction mouth. This newly developed suction mouth has been designed with fewer mechanical parts for lower operation and maintenance costs. New shutter system ensures maximum vacuum while minimizing the risk of clogging.
- Nose wheel** To adjust height of brushes.
- Hopper stand** The stand for attaching, detaching and storing the hopper allows you to attach/detach the hopper in just 1 minute supporting the multi-functionality of the machine.
- Water meter / indicator** There is a water meter on the side of the hopper and a water indicator in the cabin. They ensure an excellent overview over your water consumption and capacity.
- Wander hose** The wander hose system is handy for areas out of reach of the suction sweeper unit. With easy access, great mobility and excellent suction performance, cleaning tasks around park bins, benches, steps, tress and other obstacles can be done in no time and with good results. Specifications: 5 m x Ø150 mm.

Extra equipment (options):

- 3rd and/or 4th brush** The suction sweeper can be equipped with 2-4 brushes - the two front brushes are standard and the two side brushes are optional extras. Each brush is equipped with a water sprayer to prevent dust spreading while the unit is working. The front brushes are height-adjustable via a nose wheel.
- High pressure washer** A long and flexible high pressure hose and lance makes the cleaning of statues, park bins and benches easy. The lance is ergonomic and water amounts can be adjusted to conserve water. Specifications: 6 m hose, 100 bar and 6,5 l/min.
- Suction nozzle with centre brush** As an alternative to the newly developed suction mouth, it is possible to buy the suction sweeper with Egholm's regular suction mouth with centre brush.

Technical specifications

Dimensions		
Length	mm	2820
Width	mm	1200
Height with cabin / roll bar (ROPS)	mm	1939 / 2060
Length with 3 rd and 4 th brush	mm	3400
Width with 3 rd and 4 th brush	mm	2100
Storage dimensions		
Length	mm	900
Width	mm	1100
Height	mm	600
Weights		
Weight with cabin ¹⁾	kg	1205
Payload with cabin	kg	405
Weight - hopper	kg	179
Weight - front brushes, 2 brushes	kg	79
Weight - 3 rd or 4 th brush	kg	22
Hopper		
Hopper net volume (EN 15429-1)	l	450
Hopper gross volume	l	546
Hopper load, max.	kg	300
Tipping height	mm	1300
Fresh water tank capacity	l	100
Sweeping system & performance		
Working width - 2 brushes	mm	1200
Working width up to - 3 rd / 4 th brush	mm	1650 / 2100
Turning circle - 2 brushes and hopper (wall to wall) (EN 15429-1)	mm	3520
Brush speed	rpm	0-100
Brush diameter Ø	mm	570
Suction tube diameter Ø	mm	150
Ground clearance below suction mouth	mm	55
Ground clearance below brushes	mm	140
Air flow	m ³ /h	2700
Air speed	km/h	155
Noise level - outside LwA (2000/14/EC)	dB(A)	106
Dust levels: EU united PM10 and PM2.5		****
CE certified according to EU directive		

¹⁾ Includes: hopper, 2 brushes, 75 kg operator and 90% fuel capacity.



Weed brush - City Ranger 2260



Standard equipment:

- Hydraulic adjustable brushes** The flexible brushes are controlled by the hydraulic system of the machine. Their flexibility allows you to brush $\frac{3}{4}$ of the way around a lamppost.
- Support strut** Attaching and detaching is easy with the automatic support strut.
- Brush regulator** The brush regulator allows you to adjust the brush speed and direction for the best result.
- Adjustable weight distribution** For optimum functionality as well as minimum wear of the attachment.

Extra equipment (options):

- Hard weed brush** The hard weed brushes are a mix of flat steel bristles and steel wires. These are for heavy work on bigger, stronger weeds. Ideal for flagstones and asphalt paths that need regular weeding.
- Guard** The guard prevents weeds from spreading over a wide area and for collecting the weeds under the vacuum nozzle.
- Vacuum nozzle & hopper** A dedicated vacuum nozzle makes it possible to combine the weed brush with the suction sweeper hopper allowing you to vacuum the uprooted weeds into the hopper immediately. Please see data sheet on suction sweeper for details.
- Counterweight** If the weed brush is being used without the suction sweeper hopper, we recommend the use of a counterweight for balancing.

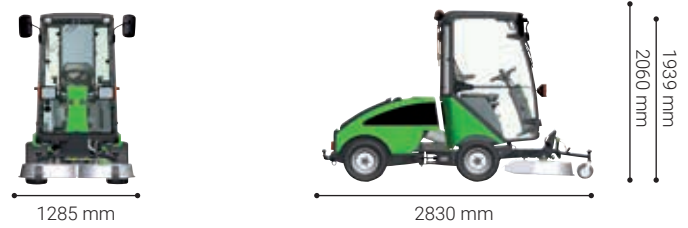
Technical specifications

Dimensions		
Length	mm	3850
Width	mm	1068
Height with cabin / roll bar (ROPS)	mm	1939 / 2060
Storage dimensions		
Length	mm	1500
Width	mm	1000
Height	mm	850
Weight		
Weight (weed brush)	kg	115
Performance		
Working width	mm	2100
Brush speed	rpm	0-114
Brush diameter Ø	mm	675
Ground clearance below suction mouth	mm	90
Ground clearance below brush	mm	330
Operating speed	km/h	2-4
CE certified according to EU directive		



Rotary/mulch mower 1200

- City Ranger 2260



Standard equipment:

- Tilting for cleaning** The mower can tilt up and rest on two support wheels making cleaning easy.
- Floating function** After lifting the mower it quickly returns to the floating position.

Extra equipment (options):

- Top filter** For extra protection against overheating of the engine it is recommended to equip your City Ranger 2260 with a top filter when mowing the grass.
- Mulch mower kit** The rotary mower can be changed into a mulch mower with a cover placed inside the same mowing deck. Mulching creates fine trimmings, which supply the soil with natural nutrients and reduces the need of fertilisers.
- Collection mower (kit)** Rebuild the rotary mower to a collection mower. Collecting the grass trimmings ensures the most professional looking result and healthiest lawn. It is recommended to use the dedicated grass collector for this purpose. Please see data sheet on suction sweeper for details.

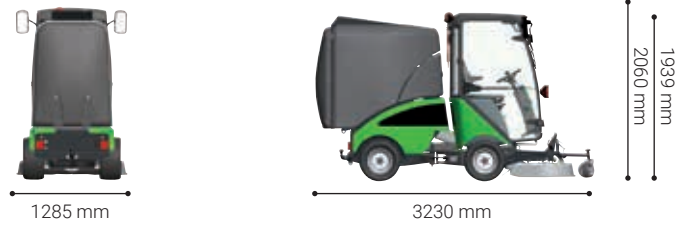
Technical specifications

Dimensions		
Length	mm	2830
Width	mm	1285
Height with cabin / roll bar (ROPS)	mm	1939 / 2060
Storage dimensions		
Length	mm	1080
Width	mm	1285
Height	mm	580
Weight		
Weight (rotary mower)	kg	100
Performance		
Ground clearance below mower	mm	100
No. of mower blades	pcs.	2
Cutting speed (tip speed)	m/sec.	77
Cutting width	mm	1210
Adjustable cutting height	mm	30-70
Theoretical mowing area - rotary	m ² /h	15600
Theoretical mowing area - collection / mulch	m ² /h	12000
Max. recommended operating speed		
Rotary mower *	km/h	13
Collection mower *	km/h	10
Mulch mower (shorter grass) *	km/h	10
* Depends on grass and height		
Noise level		
Noise level - outside LwA (2000/14/EC)	dB(A)	105
CE certified according to EU directive		



Grass collector

- City Ranger 2260



Standard equipment:

Stand / frame The supplied frame allows for simple and quick attaching and removal of the hopper. The stand is also used for storing the hopper.

Hydraulic emptying function The hopper can be emptied without leaving the seat. The hydraulic tip function is controlled from the joystick and the cover on the hopper opens automatically when tilted.

The tipping height can be adjusted from 575 to 1860 mm allowing for tipping directly into containers within this height range.

Extra equipment (options):

Leaf collection hose It is also possible to remove leaves with the grass collector. When a leaf collection hose is fitted on the hopper, you can remove leaves in places where the mower cannot work - up to 6 m. The lightweight leaf collection hose is discretely fitted on the top of the hopper, when not in use.

Grass panel (10 mm) The hopper is supplied with a 5 mm grass filter as standard, to minimise airborne deposits when working with dry grass. A 10 mm grass filter increases airflow and suction power, and is an advantage when working with damp and heavy grass.

Plastic panel Used for very damp and sticky grass. The plastic panel is inserted into the hopper to prevent the grass filter from becoming blocked.

Mulch mower & rotary mower kits You can quickly convert the grass collector to a non-collecting mulch mower or standard rotary mower with the help of special kits available.

Technical specifications

Dimensions

Length (with mower 1200)	mm	3230
Width (with mower 1200)	mm	1285
Height with cabin / roll bar (ROPS)	mm	1939 / 2060
Height with leaf collection hose	mm	2150

Storage dimensions

Length	mm	1700
Width	mm	940
Height with / without collection hose	mm	2150 / 1950

Weights

Weight with cabin / roll bar (ROPS) ¹⁾	kg	1242 / 1212
Payload with cabin / roll bar (ROPS)	kg	368 / 398
Weight (grass collector)	kg	202
Weight frame	kg	31

Hopper (grass collector)

Hopper volume	l	750
Hopper load, max.	kg	300
Tipping height	mm	575
Tipping height adjustable up to	mm	1860

Performance

Air flow	m ³ /h	2400
Air speed	km/h	120
Operating speed	km/h	1-10

Noise level

Noise level - outside LwA (2000/14/EC)	dB(A)	105
--	-------	-----

CE certified according to EU directive

¹⁾ Includes: grass collector, mower 1200, 75 kg operator and 90% fuel capacity.



Hedge trimmer

- City Ranger 2260



Standard equipment:

- Support legs** The hedge trimmer is equipped with support legs which are used when dismounting the tool for secure parking.
- Holder** To always have spray oil to hand, a holder for spray oil is mounted on the vertical boom.

Extra equipment (options):

- Cutter** See datasheet on previous page.
- Counterweight** It is recommended to use a counterweight on the back of the City Ranger 2260 when using the hedge trimmer.

Technical specifications

Dimensions

Length	mm	4000
Width	mm	1400
Height with cabin / roll bar (ROPS)	mm	1939 / 2060

Storage dimensions

Length	mm	1000
Width	mm	500
Height	mm	1600

Weights

Weight (trimmer)	kg	48
Weight (arm)	kg	115

Performance

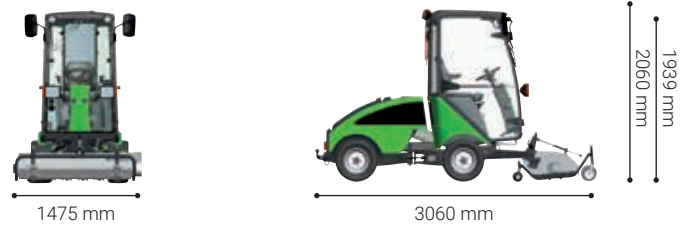
Trimming width	mm	1300
Trimming height, max. *	mm	2700
Horizontal trimming height *	mm	300-2100
Horizontal reach *	mm	1850
Branch thickness, max.	mm	25
Operating speed	km/h	0-2
No. of blades	pcs.	3
Oil consumption	l/min.	20-28

CE certified according to EU directive

* The cutting boom range is stated with mounted trimmer.



Flail mower - City Ranger 2260



Standard equipment:

Clearing height adjustment The clearing height is adjusted using the two forward wheels (rough and fine adjustment). Rough adjustment using seven adjusting rings in interval 0-110 mm. Fine adjusting carried out by a variable-adjustable lever.

Extra equipment (options):

Verticutter knives Changing the flails with vertical blades converts the flail mower into a verticutter, which deals with moss and weeds without the need for pesticides. The verticutter removes moss while simultaneously cutting a thin score in the turf, so the grassroots are aired. This strengthens the grass so the turf is much more resilient to weeds.

Top filter It is recommend to use a top filter for lawn mowing as this stops the radiator from becoming choked with grass and protects the motor.

Counterweight It is recommended to use a counterweight on the back of the City Ranger 2260 when using the flail mower.

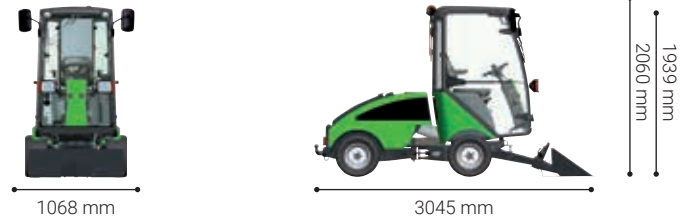
Technical specifications

Dimensions		
Length	mm	3060
Width	mm	1475
Height with cabin / roll bar (ROPS)	mm	1939 / 2060
Storage dimensions		
Length	mm	955
Width	mm	1475
Height	mm	530
Weight		
Weight (flail mower / verticutter)	kg	154 / 151
Performance		
No. of flails	pcs.	76
No. of vertical blades (max.)	pcs.	38
Flail - clearing width	mm	1225
Flail - clearing height	mm	0-110
Rotation of blades	rpm	2800
Verticutter - clearing width	mm	1170
Verticutter - clearing depth	mm	0-15
CE certified according to EU directive		



Tipping shovel

- City Ranger 2260



Technical specifications

Dimensions

Length	mm	3045
Width	mm	1068
Height with cabin / roll bar (ROPS)	mm	1939 / 2060

Storage dimensions

Length	mm	705
Width	mm	1045
Height	mm	405

Weight

Weight (tipping shovel)	kg	40
-------------------------	----	----

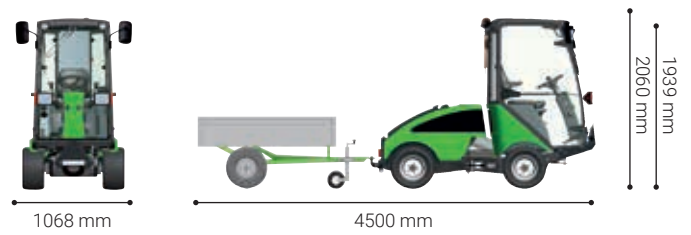
Performance

Volume	l	66
Lifting capacity	kg	125
Ground clearance under shovel	mm	430

CE certified according to EU directive



Tipper trailer - City Ranger 2260



Standard equipment:

- Steel chassis** The tipper trailer features a strongly built steel chassis with fixed headboard and sides.
- Hydraulic tip function** The unloading of the 0,44 m³ trailer is easily done via the joystick from the comfort of the driver seat.
- Support wheel** The support wheel allows for easy attaching, detaching and storage.

Extra equipment (options):

- Side extensions** The optional side extensions increase the volume of the trailer. The side extensions are 40 cm in the height.
- Lighting** The galvanized beam with rear lights makes the trailer visible in traffic.

Technical specifications

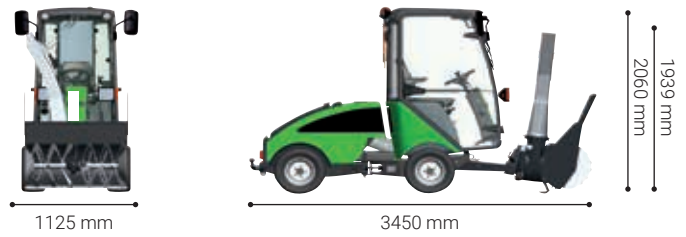
Dimensions		
Length	mm	4500
Width	mm	1068
Height with cabin / roll bar (ROPS)	mm	1939 / 2060
Storage dimensions		
Length	mm	2100
Width	mm	1025
Height	mm	850
Weight		
Weight (tipper trailer)	kg	160
Performance		
Platform, length	mm	1500
Platform, width	mm	950
Platform, height	mm	310
Platform, height with optional side extensions	mm	350
Volume	m ³	0,44
Volume with side extensions	m ³	1,02
Load carrying capacity, max.	kg	440
Loading height	mm	850
CE certified according to EU directive		



New model

Snow blower

- City Ranger 2260



Standard equipment:

- Hydraulic and electrical adjustment of the chute** The horizontal direction of the chute is hydraulically adjusted via the joystick from inside the cabin. Vertical adjustment takes place via a button in the cabin.
- Blade** The snow blower has a replaceable blade.
- Skid** The 2 skids are height adjustable to ensure that the blade adjusts to surface variations.
- Safety feature** In case of clogging, the in-take of the machine is equipped with spring bolts to protect it from over-stress.
- Adjustable weight distribution** For optimum functionality as well as minimum wear of the attachment.

Extra equipment (options):

- Counterweight** When the snow blower works on its own - i.e., without the salt and sand spreader - counterweights MUST be fitted to ensure its stability.
- Anti-corrosion treatment** The anti-corrosion treatment of the attachment is recommended.

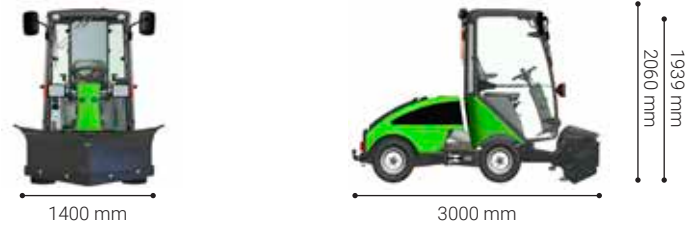
Technical specifications

Dimensions		
Length	mm	3450
Width	mm	1125
Height with cabin / roll bar (ROPS)	mm	1939 / 2060
Storage dimensions		
Length	mm	1050
Width	mm	1125
Height	mm	1500
Weight		
Weight (snow blower)	kg	140
Performance		
Clearing width	mm	1100
Feed intake height	mm	700
Ground clearance below snow blower	mm	370
Auger diameter	mm	395
Blower diameter	mm	450
Auger revolutions per minute	rpm	1000
CE certified according to EU directive		



Snow V-plough

- City Ranger 2260



Standard equipment:

- Hydraulic angle adjustment** Each side/blade can be adjusted from the controls inside the cabin, making it easy for the operator to adjust the blades when needed.
- Vibration damping** A-frame featuring integrated vibration damping, which increases comfort and reduces noise.
- Vulkollan scraper edge** The vulcanised rubber scraping edge is good for surfaces that require extra care. The scraper edge can be turned and used on two sides giving double usage and extended lifetime. The snow V-plough can be mounted with either vulcanised rubber scraper or steel scraper.
- Steel scraper edge** The scraper edge can be turned and used on two sides giving double usage and extended lifetime. The snow V-plough can be mounted with either steel scraper or vulcanised rubber scraper.
- Safety tilt function** When operating in deep snow there is a risk of hitting obstacles. The safety tilt function of lower part of the V-plough reduces the risk of damages both to the plough and surroundings.
- Adjustable weight distribution** For optimum functionality as well as minimum wear of the attachment.
- Floating skids** The 2 skids are height adjustable and ensures that the plough follows ground variations.

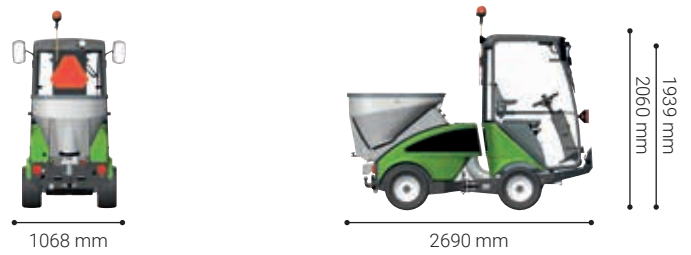
Technical specifications

Dimensions		
Length	mm	3000
Width (straight)	mm	1400
Height with cabin / roll bar (ROPS)	mm	1939 / 2060
Storage dimensions		
Length	mm	500
Width	mm	1400
Height	mm	600
Weight		
Weight (snow V-plough)	kg	118
Performance		
Clearing width - straight	mm	1400
Clearing width - inclined	mm	1200-1400
Clearing width - 30°, Y- & V-form	mm	1200
Ground clearance below scraper	mm	240
Ground clearance under support strut	mm	215
Operating speed	km/h	1-20
Handling snow depth up to	mm	500
Turning angle		30°
Theoretical performance	m ² /h	28000
CE certified according to EU directive		



Salt and sand spreader

- City Ranger 2260



Standard equipment:

- Durable material** Produced in stainless steel this spreader has a high durability. It has two motor for individual adjustments of the spreading disc and the stirrer for optimized spreading. It has been optimized with rubber sealings for a tighter fit. 91 kg.
- Stirrer** The stirrer prevents blocking, crushes lumps and ensures precise and uniform spreading - and thereby even thawing of the ground. Made of hardened Hardox steel the stirrer fingers are extremely robust.
- Material storage** There is space for extra bags of salt and sand on top of the hopper grate, enabling the operator to fill the salt and sand spreader on site. Please note the maximum loading capacity.
- Stand** A stand for attaching/detaching is delivered with the spreader as standard. The stand has wheels, making it easy to move the spreader into storage without heavy lifting.
- Start/stop function** The start/stop function ensures that the spreading follows the motion of the vehicle. All spreading stops when the vehicle stops moving.

Extra equipment (options):

- Tarpaulin cover** A cover keeps the material dry and thereby indirectly improve the spreading accuracy.

Technical specifications

Dimensions		
Length	mm	2690
Width	mm	1068
Height with cabin / roll bar (ROPS)	mm	1939 / 2060
Storage dimensions		
Length with stand	mm	1250
Width	mm	880
Height with stand	mm	1290
Weights		
Weight with cabin ¹⁾	kg	1052
Payload with cabin	kg	558
Weight	kg	91
Weight - stand	kg	31
Spreader		
Volume	l	240
Spreader load, max.	kg	330
Loading height	mm	1290
Performance		
Spreading width	mm	1000-5000
Operating speed	km/h	1-20
Material amount per m²		
Salt ²⁾	g	5-125
Sand ²⁾	g	5-50
CE certified according to EU directive		

¹⁾ Includes: salt and sand spreader, 75 kg operator and 90% fuel capacity.

²⁾ Depending on spreading material, width & conditions.



Honest Work,

Egholm A/S develops, produces and markets utility machines that keep roads, parks and outdoor areas clean and inviting all year round. We supply functional quality machines and attachments to people who do an honest day's work keeping our cities clean and attractive. With special attachments developed for the machines, Egholm machines deliver perfect results no matter the task at hand. Built by craftsmen in Denmark, Egholm machines are in operation in cities and parks all over the world.

Honest Machines,

Egholm utility machines are developed by people who are passionate about technology and innovation. We listen to the people driving, using and servicing Egholm machines, because they are the true experts. It is our mission to design, build and market utility machines that deliver perfect results in real life. Egholm machines are honest machines - not just because they deliver comfort, safety and strong end results: They are also a sound investment for years to come and give you outstanding return on your investment.

Honest People,

We want you to think of us as your partner in every single way. And we always insist on reliability, trust and honesty in our partnership with you and with our network of dealers and service partners. We are straightforward and direct in our communication and in our dealings with everyone. Our belief in hard work and unwillingness to compromise helps us deliver the quality for which we are known. And we believe it is reflected by the machines we build for you, as well.

Egholm A/S

Transportvej 27
7620 Lemvig, Denmark
T.: +45 97 81 12 05
www.egholm.eu - info@egholm.dk

Egholm GmbH

Am Hafen 24
38112 Braunschweig, Germany
T.: +49 (0) 531 129 77-0
www.egholm.de - info@egholm.de