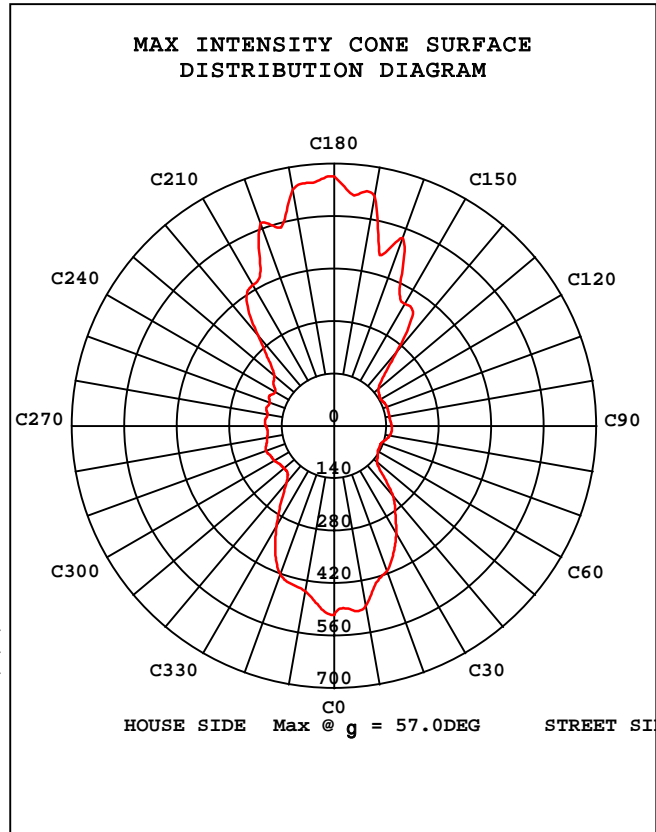
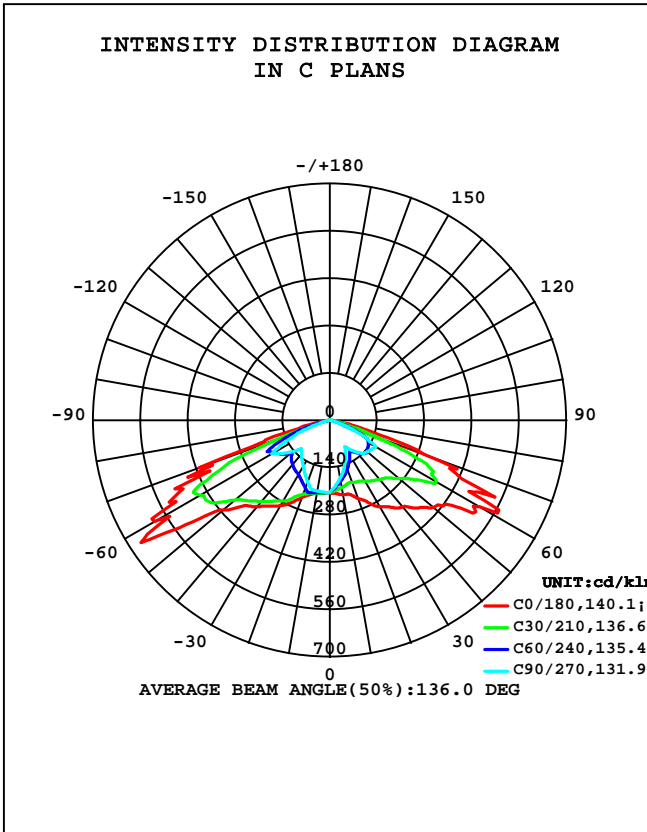


STREETLIGHT PHOTOMETRIC TEST REPORT

Test:U:221.5V I:0.1300A P:28.20W PF:0.9740 Lamp Flux:4372.96x1 lm		
NAME: LEAF RANGE	TYPE:30W	WEIGHT:1.5
DIM.:	SPEC.:6000K	SERIAL No.:
MFR.: LED MARKET SRL	SUR.:	PROTECTION ANGLE:

DATA OF LAMP		PHOTOMETRIC DATA Eff: 156.55 lm/W			
MODEL LEAF	RANGE 30W, 6000K	Imax(cd/klm)	666.0	h street_up(%)	0.0
NOMINAL POWER(W)	30	LOR(%)	101.0	h street_down(%)	47.0
RATED VOLTAGE(V)	222	TOTAL FLUX(lm/klm)	1010	h house_up(%)	0.0
NOMINAL FLUX(lm)	4372.96	MAXIMUM @(C,g)	180,57.0	h house_down(%)	54.0
LAMPS INSIDE	1	h up(%)	0.0	76 FLASHAREA(m2)	
TEST VOLTAGE(V)	221.5	h down(%)	101.0	SLI	



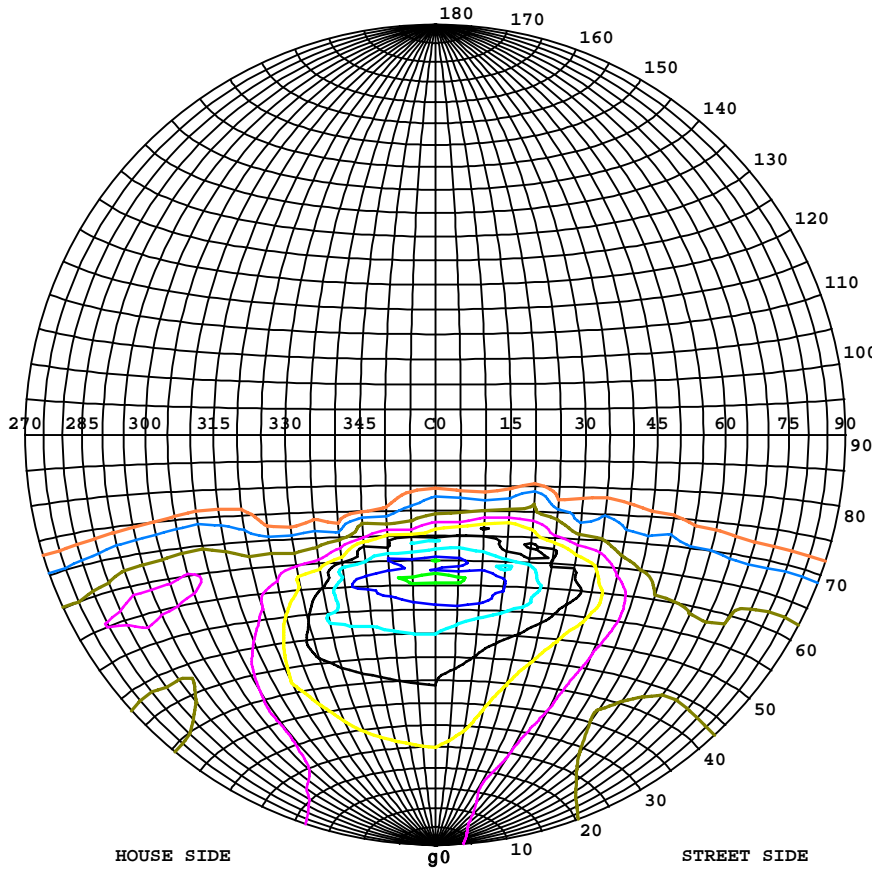
C Range: 0 - 360DEG
 C Interval: 5.0DEG
 Test Speed: HIGH
 Temperature:22DEG
 Operators:ROMAN
 Test Date:2019-03-21

g Range: 0 - 90DEG
 g Interval: 0.5DEG
 Test System:EVERFINE GO-2000A_V1 SYSTEM V2.0.269
 Humidity:65.0%
 Test Distance:8.000m [K=1.0000]
 Remarks:

Note: SLI:Specific Luminaire Index
 C:\Users\LAB\Desktop\LED\HIGH BAY\STREET\LEAF\STREET LEAF 30W 6000K.GOS

STREETLIGHT ISOCANDELA DIAGRAM

Test:U:221.5V I:0.1300A P:28.20W PF:0.9740 Lamp Flux:4372.96x1 lm		
NAME: LEAF RANGE	TYPE:30W	WEIGHT:1.5
DIM.:	SPEC.:6000K	SERIAL No.:
MFR.: LED MARKET SRL	SUR.:	PROTECTION ANGLE:



Classification:

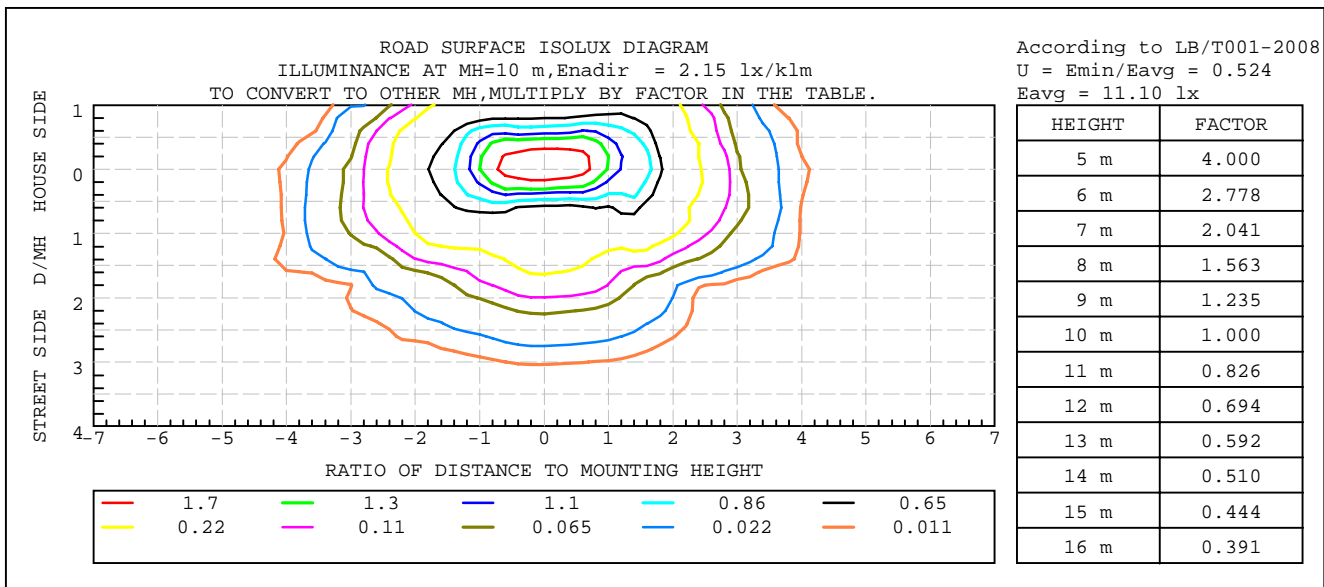
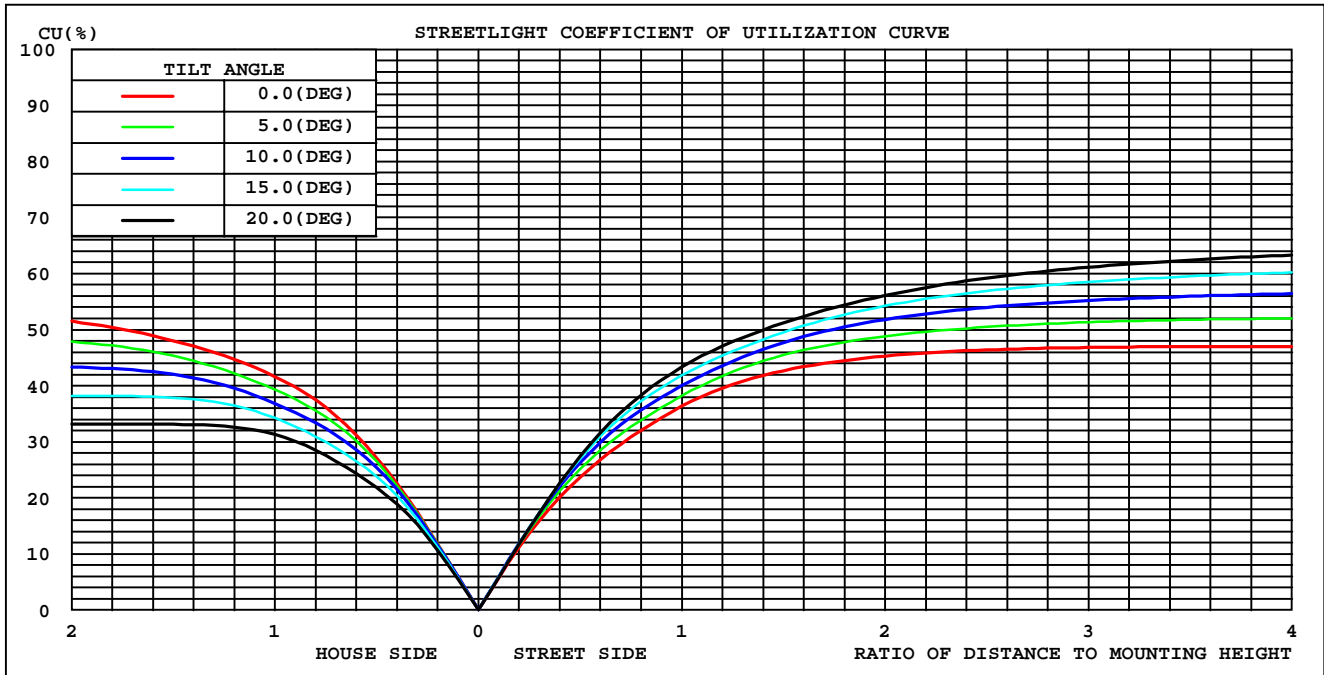
IES:Type II - Short
 CIE:Narrow - Short
 IES:Cut-off
 CIE:Semi-cut-off
 Max.At80:42.55cd/klm
 Max.At90:1.022cd/klm
 Max.80-90:42.55cd/klm
 NRB 5101:Semi limited[13.7%]

ISOCANDELA DIAGRAM	
UNIT	cd/klm
I _{max} =100%	666
90%	599
80%	533
70%	466
60%	400
50%	333
40%	266
30%	200
20%	133
10%	67
5%	33

C Range: 0 - 360DEG
 C Interval: 5.0DEG
 Test Speed: HIGH
 Temperature:22DEG
 Operators:ROMAN
 Test Date:2019-03-21

g Range: 0 - 90DEG
 g Interval: 0.5DEG
 Test System:EVERFINE GO-2000A_V1 SYSTEM V2.0.269
 Humidity:65.0%
 Test Distance:8.000m [K=1.0000]
 Remarks:

COEFFICIENT OF UTILIZATION CURVE AND ISOLUX DIAGRAM



C Range: 0 - 360DEG
 C Interval: 5.0DEG
 Test Speed: HIGH
 Temperature: 22DEG
 Operators: ROMAN
 Test Date: 2019-03-21

g Range: 0 - 90DEG
 g Interval: 0.5DEG
 Test System: EVERFINE GO-2000A_V1 SYSTEM V2.0.269
 Humidity: 65.0%
 Test Distance: 8.000m [K=1.0000]
 Remarks:

ZONAL FLUX DIAGRAM

Test:U:221.5V I:0.1300A P:28.20W PF:0.9740 Lamp Flux:4372.96x1 lm		
NAME: LEAF RANGE	TYPE:30W	WEIGHT:1.5
DIM.:	SPEC.:6000K	SERIAL No.:
MFR.: LED MARKET SRL	SUR.:	PROTECTION ANGLE:

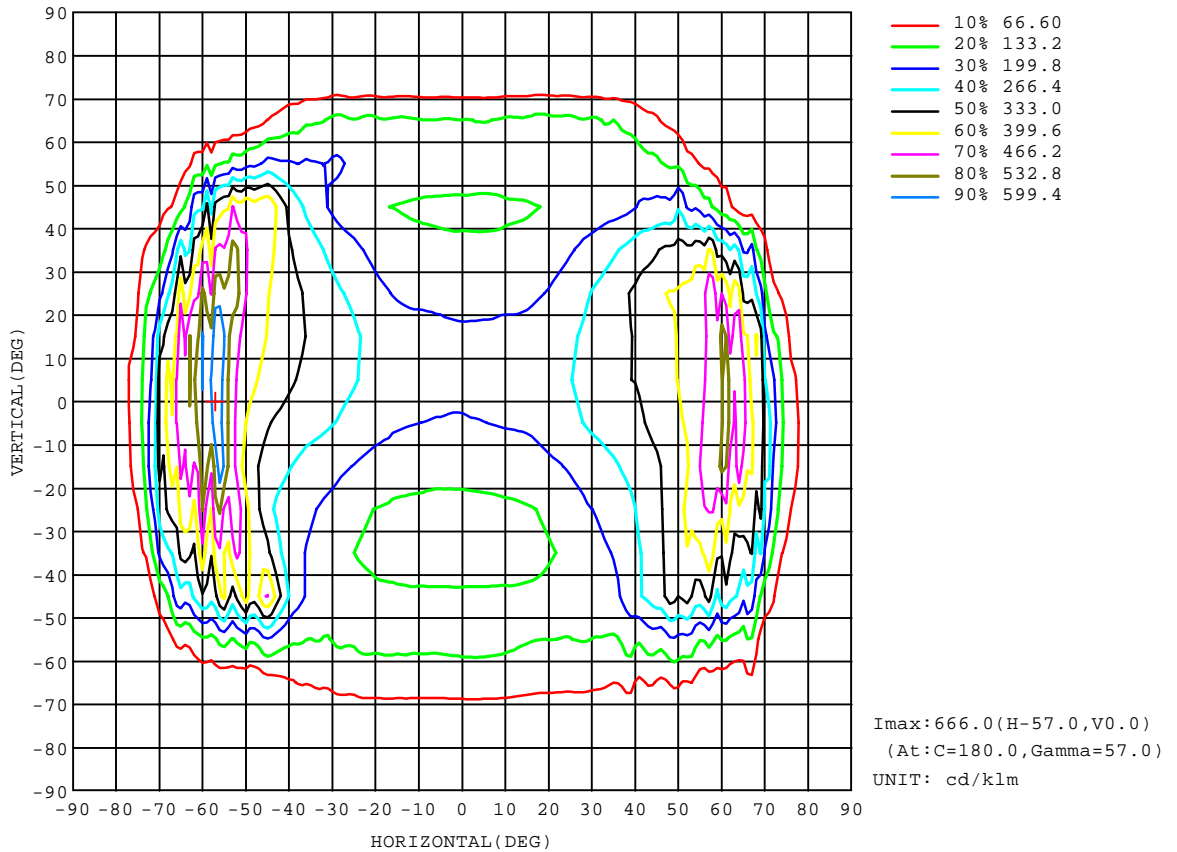
g	C0	C45	C90	C135	C180	C225	C270	C315	g	F zone	F total	\$lum,lamp
5	218.3	203.8	195.7	201.8	217.1	215.8	214.1	216.5	0- 5	5.060	5.060	0.50,0.51
10	224.0	193.1	176.5	189.4	219.8	220.1	213.2	218.3	5- 10	14.88	19.94	1.97,1.99
15	227.5	183.1	157.2	178.3	228.4	222.7	212.3	221.1	10- 15	24.23	44.17	4.38,4.42
20	247.2	172.9	134.8	167.5	243.6	226.7	194.1	221.2	15- 20	33.11	77.28	7.66,7.73
25	267.7	164.0	112.5	159.0	269.2	224.4	175.8	217.2	20- 25	41.50	118.8	11.8,11.9
30	296.5	157.8	90.16	147.1	292.0	228.5	157.5	216.0	25- 30	49.81	168.6	16.7,16.9
35	314.2	152.6	106.8	137.9	310.5	242.3	144.6	221.2	30- 35	58.55	227.1	22.5,22.7
40	334.2	159.0	123.4	135.7	334.5	250.5	131.6	229.7	35- 40	69.01	296.2	29.3,29.6
45	368.2	173.4	140.1	157.3	358.0	245.0	118.7	224.8	40- 45	80.51	376.7	37.3,37.7
50	400.4	178.7	146.0	175.0	412.4	245.8	145.5	205.4	45- 50	93.70	470.4	46.6,47
55	441.8	184.1	151.8	190.0	569.5	247.5	172.3	174.1	50- 55	111.9	582.3	57.7,58.2
60	512.9	181.8	157.7	174.6	599.0	233.6	199.1	178.4	55- 60	135.6	717.9	71.1,71.8
65	540.4	133.6	106.0	127.7	479.1	188.7	134.7	167.4	60- 65	134.0	851.9	84.4,85.2
70	296.5	72.90	54.23	62.90	411.1	107.0	70.21	109.4	65- 70	98.43	950.3	94.1,95
75	106.5	42.75	2.489	28.29	96.91	46.25	5.743	47.78	70- 75	47.16	997.5	98.8,99.7
80	22.14	1.813	0	2.542	6.728	2.594	0	2.550	75- 80	10.83	1008	99.9,101
85	2.794	0	0	0	2.054	0	0	0	80- 85	1.099	1009	100,101
90	1.022	0	0	0	0.9926	0	0	0	85- 90	0.1610	1010	100,101
95									90- 95			
100									95-100			
105									100-105			
110									105-110			
115									110-115			
120									115-120			
125									120-125			
130									125-130			
135									130-135			
140									135-140			
145									140-145			
150									145-150			
155									150-155			
160									155-160			
165									160-165			
170									165-170			
175									170-175			
180									175-180			
DEG	LUMINOUS INTENSITY:cd/klm									UNIT:lm/klm		

C Range: 0 - 360DEG
 C Interval: 5.0DEG
 Test Speed: HIGH
 Temperature:22DEG
 Operators:ROMAN
 Test Date:2019-03-21

g Range: 0 - 90DEG
 g Interval: 0.5DEG
 Test System:EVERFINE GO-2000A_V1 SYSTEM V2.0.269
 Humidity:65.0%
 Test Distance:8.000m [K=1.0000]
 Remarks:

ISOCANDELA DIAGRAM

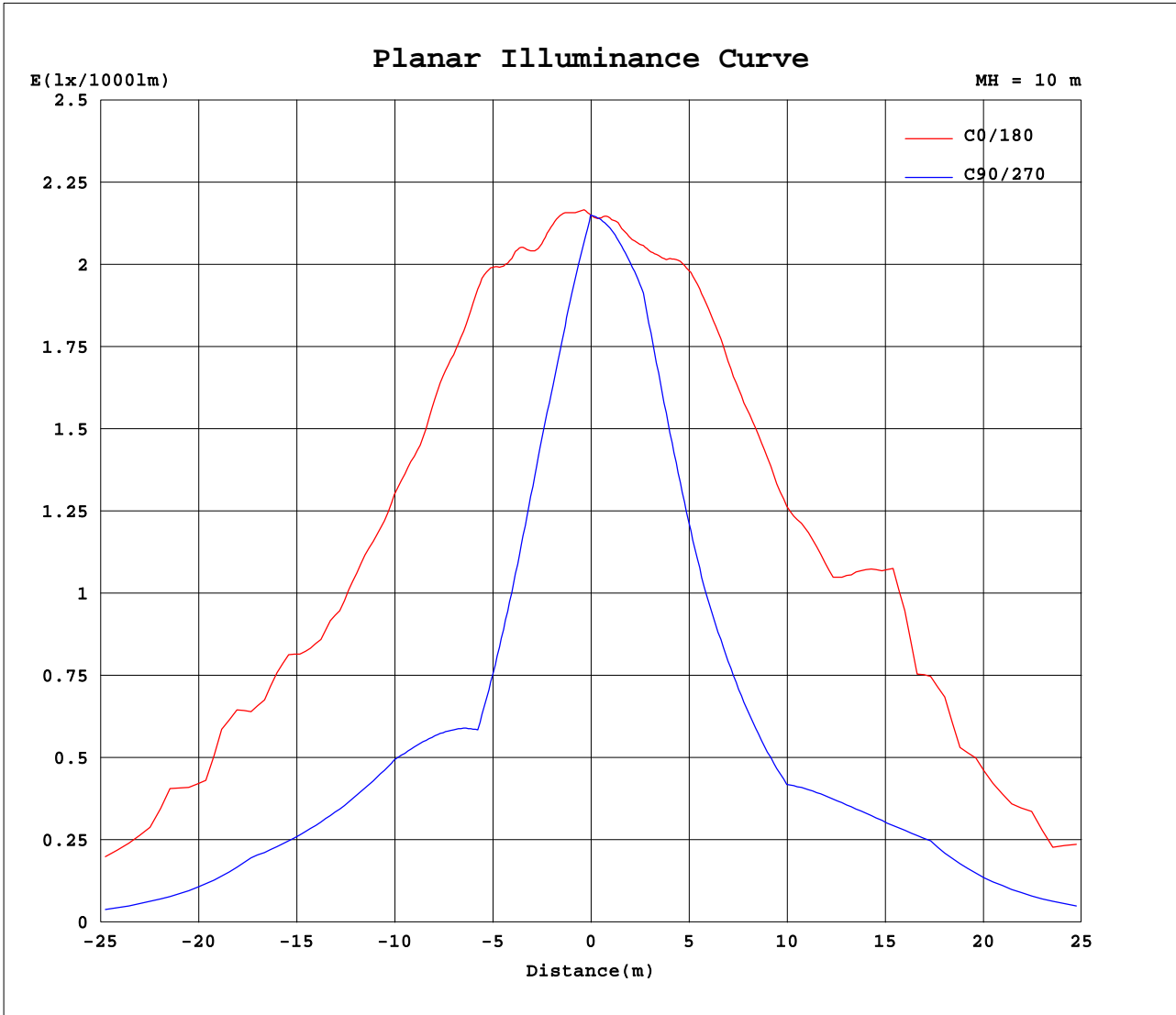
Test:U:221.5V I:0.1300A P:28.20W PF:0.9740 Lamp Flux:4372.96x1 lm		
NAME: LEAF RANGE	TYPE:30W	WEIGHT:1.5
DIM.:	SPEC.:6000K	SERIAL No.:
MFR.: LED MARKET SRL	SUR.:	PROTECTION ANGLE:



C Range: 0 - 360DEG
 C Interval: 5.0DEG
 Test Speed: HIGH
 Temperature:22DEG
 Operators:ROMAN
 Test Date:2019-03-21

g Range: 0 - 90DEG
 g Interval: 0.5DEG
 Test System:EVERFINE GO-2000A_V1 SYSTEM V2.0.269
 Humidity:65.0%
 Test Distance:8.000m [K=1.0000]
 Remarks:

Planar Illuminance Curve



C Range: 0 - 360DEG
 C Interval: 5.0DEG
 Test Speed: HIGH
 Temperature: 22DEG
 Operators: ROMAN
 Test Date: 2019-03-21

g Range: 0 - 90DEG
 g Interval: 0.5DEG
 Test System: EVERFINE GO-2000A_V1 SYSTEM V2.0.269
 Humidity: 65.0%
 Test Distance: 8.000m [K=1.0000]
 Remarks:

LUMINOUS DISTRIBUTION INTENSITY DATA

Test:U:221.5V I:0.1300A P:28.20W PF:0.9740 Lamp Flux:4372.96x1 lm		
NAME: LEAF RANGE	TYPE:30W	WEIGHT:1.5
DIM.:	SPEC.:6000K	SERIAL No.:
MFR.: LED MARKET SRL	SUR.:	PROTECTION ANGLE:

Table--1

UNIT: cd/klm

C(DEG) g (DEG)	0	5	10	15	20	25	30	35	40	45	50	55	60	65	70	75	80	85	90
0	215	215	215	215	215	215	215	215	215	215	215	215	215	215	215	215	215	215	215
5	218	217	215	213	212	210	208	207	205	204	203	201	200	199	198	198	197	196	196
10	224	221	217	214	210	206	203	200	196	193	190	187	185	183	181	180	178	177	176
15	227	222	217	212	207	202	197	192	188	183	179	174	170	167	164	162	160	158	157
20	247	240	232	223	214	205	196	187	179	173	166	160	155	149	144	141	138	136	135
25	268	258	247	236	224	212	200	189	176	164	153	145	137	131	125	119	116	114	113
30	297	284	271	257	242	225	208	190	173	158	144	131	120	111	105	98.4	93.9	91.8	90.2
35	314	300	285	270	254	237	219	199	176	153	134	118	112	110	108	108	107	107	107
40	334	320	305	287	268	249	230	208	185	159	141	132	127	124	123	123	123	124	123
45	368	352	333	310	290	268	241	217	195	173	157	144	140	136	136	137	139	140	140
50	400	387	368	353	330	294	269	239	206	179	162	152	146	141	140	142	145	146	146
55	442	447	432	405	387	366	307	273	233	184	155	147	139	137	136	143	150	152	152
60	513	522	487	470	422	389	363	308	230	182	137	134	131	130	132	143	154	158	158
65	540	488	403	419	372	331	323	261	181	134	107	114	112	103	99.2	103	107	107	106
70	297	337	324	303	297	220	162	143	78.6	72.9	78.5	68.7	67.3	59.2	55.1	54.8	55.7	55.2	54.2
75	106	116	135	149	141	87.8	46.2	64.5	51.6	42.8	39.2	25.0	21.1	15.3	11.2	8.06	5.19	3.19	2.49
80	22.1	12.9	8.86	23.1	42.6	18.2	18.6	13.2	4.55	1.81	1.66	1.44	1.02	0.70	0.45	0.24	0.09	0.02	0.00
85	2.79	3.79	3.03	2.35	1.77	0.66	0.00	0.00	0.00	0.00	0.00	0.00	0.00	0.00	0.00	0.00	0.00	0.00	0.00
90	1.02	0.00	0.00	0.00	0.00	0.00	0.00	0.00	0.00	0.00	0.00	0.00	0.00	0.00	0.00	0.00	0.00	0.00	0.00

C Range: 0 - 360DEG
 C Interval: 5.0DEG
 Test Speed: HIGH
 Temperature:22DEG
 Operators:ROMAN
 Test Date:2019-03-21

g Range: 0 - 90DEG
 g Interval: 0.5DEG
 Test System:EVERFINE GO-2000A_V1 SYSTEM V2.0.269
 Humidity:65.0%
 Test Distance:8.000m [K=1.0000]
 Remarks:

LUMINOUS DISTRIBUTION INTENSITY DATA

Test:U:221.5V I:0.1300A P:28.20W PF:0.9740 Lamp Flux:4372.96x1 lm		
NAME: LEAF RANGE	TYPE:30W	WEIGHT:1.5
DIM.:	SPEC.:6000K	SERIAL No.:
MFR.: LED MARKET SRL	SUR.:	PROTECTION ANGLE:

Table--2

UNIT: cd/klm

C(DEG) g (DEG)	95	100	105	110	115	120	125	130	135	140	145	150	155	160	165	170	175	180	185
0	215	215	215	215	215	215	215	215	215	215	215	215	215	215	215	215	215	215	215
5	196	196	196	196	197	198	199	200	202	203	205	207	208	210	212	214	215	217	217
10	176	177	177	179	180	182	184	186	189	193	196	199	202	206	209	213	216	220	220
15	157	157	159	160	162	166	170	174	178	183	188	193	199	205	211	217	223	228	228
20	135	136	137	140	144	150	155	161	167	174	183	193	201	210	219	227	236	244	243
25	113	114	116	121	126	131	138	146	159	170	181	192	205	219	232	245	258	269	270
30	90.4	92.0	95.6	101	106	113	123	135	147	162	178	195	213	231	248	263	278	292	293
35	106	106	106	104	104	105	107	121	138	158	180	202	223	241	259	277	294	310	314
40	123	122	122	120	120	120	123	127	136	160	185	209	230	249	272	295	315	335	340
45	140	139	137	135	134	135	138	144	157	174	194	219	244	267	288	314	338	358	369
50	145	144	143	144	144	148	151	158	175	196	221	238	268	316	343	364	394	412	423
55	150	148	148	149	147	147	150	159	190	233	302	357	371	437	487	516	564	569	569
60	154	153	154	153	150	140	138	145	175	268	465	376	462	398	529	498	575	599	585
65	104	106	111	118	124	121	110	111	128	210	235	321	410	343	422	473	476	479	488
70	53.6	55.5	59.7	65.1	69.9	73.0	69.5	73.5	62.9	47.6	93.8	174	224	285	336	341	341	411	323
75	3.01	4.78	8.11	12.6	17.2	22.8	26.5	30.3	28.3	18.8	28.4	30.4	61.7	133	119	126	108	96.9	94.3
80	0.02	0.08	0.21	0.45	0.67	1.12	1.55	2.05	2.54	2.74	7.00	8.42	3.32	3.14	13.1	5.25	6.47	6.73	23.3
85	0.00	0.00	0.00	0.00	0.00	0.00	0.00	0.00	0.00	0.00	0.00	0.00	0.48	1.19	1.57	1.64	2.11	2.05	2.87
90	0.00	0.00	0.00	0.00	0.00	0.00	0.00	0.00	0.00	0.00	0.00	0.00	0.00	0.00	0.00	0.00	0.00	0.99	0.00

C Range: 0 - 360DEG
 C Interval: 5.0DEG
 Test Speed: HIGH
 Temperature:22DEG
 Operators:ROMAN
 Test Date:2019-03-21

g Range: 0 - 90DEG
 g Interval: 0.5DEG
 Test System:EVERFINE GO-2000A_V1 SYSTEM V2.0.269
 Humidity:65.0%
 Test Distance:8.000m [K=1.0000]
 Remarks:

LUMINOUS DISTRIBUTION INTENSITY DATA

Test:U:221.5V I:0.1300A P:28.20W PF:0.9740 Lamp Flux:4372.96x1 lm		
NAME: LEAF RANGE	TYPE:30W	WEIGHT:1.5
DIM.:	SPEC.:6000K	SERIAL No.:
MFR.: LED MARKET SRL	SUR.:	PROTECTION ANGLE:

Table--3

UNIT: cd/klm

C(DEG) g (DEG)	190	195	200	205	210	215	220	225	230	235	240	245	250	255	260	265	270	275	280
0	215	215	215	215	215	215	215	215	215	215	215	215	215	215	215	215	215	215	215
5	217	217	217	217	217	216	216	216	215	215	215	214	214	214	214	214	214	214	215
10	220	220	220	220	221	221	220	220	219	219	218	217	216	215	214	213	213	214	214
15	228	227	226	225	224	223	223	223	223	223	222	220	219	216	215	213	212	213	213
20	242	241	239	237	234	231	229	227	223	218	214	210	206	202	198	195	194	195	196
25	269	267	264	259	252	245	234	224	214	206	199	193	189	184	181	177	176	176	177
30	293	292	289	285	277	263	246	228	213	200	187	178	171	166	162	159	157	157	159
35	316	316	314	307	293	277	262	242	219	199	180	166	158	153	149	146	145	144	146
40	344	344	339	327	314	298	275	250	223	194	172	157	146	140	136	132	132	132	133
45	374	375	368	354	338	319	286	245	211	184	161	144	134	127	122	119	119	119	119
50	428	429	414	394	368	330	289	246	199	166	154	147	148	146	145	146	146	143	143
55	530	526	485	444	427	374	305	247	205	189	175	179	174	176	171	175	172	168	171
60	543	579	530	515	443	457	310	234	209	209	193	210	197	207	197	202	199	194	201
65	444	431	382	412	376	284	238	189	191	197	189	179	155	155	139	138	135	133	143
70	262	294	265	208	164	99.9	77.7	107	118	116	118	99.3	86.6	83.9	74.3	72.1	70.2	69.6	76.3
75	95.0	61.3	57.5	44.8	7.61	15.4	33.3	46.3	46.6	41.7	36.3	24.1	17.0	12.2	8.85	6.31	5.74	6.54	8.77
80	31.2	11.2	4.21	4.08	4.11	3.96	4.08	2.59	1.93	1.27	1.11	0.89	0.59	0.35	0.18	0.04	0.00	0.04	0.18
85	4.84	3.78	2.90	1.07	0.00	0.00	0.00	0.00	0.00	0.00	0.00	0.00	0.00	0.00	0.00	0.00	0.00	0.00	0.00
90	0.00	0.00	0.00	0.00	0.00	0.00	0.00	0.00	0.00	0.00	0.00	0.00	0.00	0.00	0.00	0.00	0.00	0.00	0.00

C Range: 0 - 360DEG
 C Interval: 5.0DEG
 Test Speed: HIGH
 Temperature:22DEG
 Operators:ROMAN
 Test Date:2019-03-21

g Range: 0 - 90DEG
 g Interval: 0.5DEG
 Test System:EVERFINE GO-2000A_V1 SYSTEM V2.0.269
 Humidity:65.0%
 Test Distance:8.000m [K=1.0000]
 Remarks:

LUMINOUS DISTRIBUTION INTENSITY DATA

Test:U:221.5V I:0.1300A P:28.20W PF:0.9740 Lamp Flux:4372.96x1 lm		
NAME: LEAF RANGE	TYPE:30W	WEIGHT:1.5
DIM.:	SPEC.:6000K	SERIAL No.:
MFR.: LED MARKET SRL	SUR.:	PROTECTION ANGLE:

Table--4

UNIT: cd/klm

C(DEG) g (DEG)	285	290	295	300	305	310	315	320	325	330	335	340	345	350	355				
0	215	215	215	215	215	215	215	215	215	215	215	215	215	215	215				
5	215	216	216	216	216	216	216	217	217	217	217	218	218	218	218				
10	215	215	215	216	216	217	218	219	220	221	222	223	223	223	224				
15	214	214	215	217	219	221	221	221	222	222	223	224	225	226	227				
20	198	200	205	210	214	217	221	223	226	230	234	238	241	244	246				
25	180	184	188	193	199	207	217	228	238	242	247	252	257	262	265				
30	162	166	171	178	191	203	216	229	243	257	269	278	286	291	294				
35	148	153	158	171	184	203	221	240	260	278	290	298	304	310	313				
40	136	141	150	162	180	202	230	259	279	296	315	327	331	333	334				
45	125	130	140	152	169	193	225	260	304	327	340	349	357	364	367				
50	147	145	148	144	153	174	205	243	294	352	372	386	390	395	400				
55	176	180	178	175	172	171	174	212	268	324	396	408	411	415	434				
60	205	217	205	200	192	182	178	193	220	273	334	450	499	484	520				
65	152	176	179	184	204	192	167	155	161	185	227	331	398	466	480				
70	82.2	96.8	103	108	117	124	109	91.4	83.0	80.7	90.8	108	185	277	306				
75	12.5	18.0	25.1	33.1	42.1	50.7	47.8	42.1	20.6	5.13	18.2	20.3	31.0	39.7	89.0				
80	0.39	0.56	0.74	1.05	1.33	1.70	2.55	4.48	4.44	3.31	3.51	3.58	6.38	5.41	20.6				
85	0.00	0.00	0.00	0.00	0.00	0.00	0.00	0.00	0.00	0.00	0.94	2.68	3.05	3.26	3.16				
90	0.00	0.00	0.00	0.00	0.00	0.00	0.00	0.00	0.00	0.00	0.00	0.00	0.00	0.00	0.00				

C Range: 0 - 360DEG
 C Interval: 5.0DEG
 Test Speed: HIGH
 Temperature:22DEG
 Operators:ROMAN
 Test Date:2019-03-21

g Range: 0 - 90DEG
 g Interval: 0.5DEG
 Test System:EVERFINE GO-2000A_V1 SYSTEM V2.0.269
 Humidity:65.0%
 Test Distance:8.000m [K=1.0000]
 Remarks: