

COMPATIBLE COMPONENTS REFERENCE CARD

Model 53401
Single Chamber
Temporary Pacer



SURGICAL CABLES

Model	Type	Channel	Length	
	5487	Disposable, short	A or V	6
	5487L	Disposable, long	A or V	12
	5832S	Reusable, small clip	A or V	12
	5833S	Disposable, small clip, short	A or V	6
	5833SL	Disposable, small clip, long	A or V	12

PATIENT CABLES

Model	Type	Channel	Length
 5433A	Reusable, short	A	6
 5433AL	Reusable, long	A	12
5433V	Reusable, short	V	6
5433VL	Reusable, long	V	12
 5846A	Disposable, short	A	6
 5846AL	Disposable, long	A	12
5846V	Disposable, short	V	6
5846VL	Disposable, long	V	12

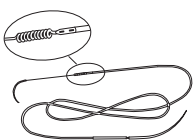
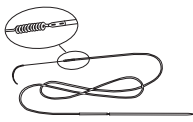

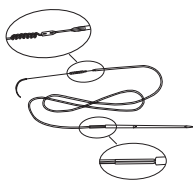
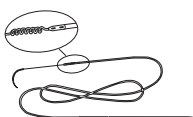
L = Long (12'), S = Small Clip, A = Atrial, V = Ventricle

OTHER

Model	Type
 5409	Disposable Pouch
 53408	Replacement Covers (Main Cover & Rapid Atrial Pacing Cover)
 53407	IV Pole Replacement Hook & Replacement Knobs
 53409	Carrying Case

TEMPORARY PACING LEADS

StreamLine™ Pacing Leads (Heart Wires)

Model	Type	Channel	Length
 A diagram of a temporary pacing lead. It features a coiled lead wire with a single electrode at the tip. A circular inset provides a magnified view of the electrode, showing its cylindrical shape and internal structure.	6491F Unipolar, Pediatric	A or V	525 mm
 A diagram of a temporary pacing lead. It features a coiled lead wire with a single electrode at the tip. A circular inset provides a magnified view of the electrode, showing its cylindrical shape and internal structure.	6492F Unipolar, Atrial	A	525 mm
 A diagram of a temporary pacing lead. It features a coiled lead wire with a single electrode at the tip.	6494F Unipolar (2 per pack)	A or V	610 mm
 A diagram of a temporary pacing lead. It features a coiled lead wire with a bipolar electrode at the tip. A circular inset provides a magnified view of the bipolar electrode, showing two cylindrical electrodes positioned side-by-side. Another circular inset shows the lead wire's internal structure.	6495F Bipolar, Coaxial	A or V	475 mm
 A diagram of a temporary pacing lead. It features a coiled lead wire with a single electrode at the tip. A circular inset provides a magnified view of the electrode, showing its cylindrical shape and internal structure.	6500F Unipolar, Premium	A or V	525 mm

Brief Statement

For a listing of indications, contraindications, precautions, warnings, and potential adverse events, please refer to the Instructions for Use.

medtronic.ca

99 Hereford Street
Brampton, Ontario
L6Y 0R3
Canada

Tel: (905) 460-3800
Fax: (905) 460-3998

Medtronic and the Medtronic logo are trademarks of Medtronic.

*Third party brands are trademarks of their respective owners.

All other brands are trademarks of a Medtronic company.
UC201703700EC © 2017 Medtronic. All Rights Reserved.

Medtronic