

## MALONATE BROTH

Medium for enterobacteria differentiation.

TYPICAL FORMULA	(g/l)
Ammonium Sulfate	2.0
Dipotassium Phosphate	0.6
Monopotassium Phosphate	0.4
Sodium Chloride	2.0
Sodium Malonate	3.0
Brom Thymol Blue	0.025
Final pH = 6.7 ± 0.1 at 25 °C.	

### DIRECTIONS

Suspend 8.0 g of powder in 1 liter of distilled or deionized water. Heat until completely dissolved. Dispense into final tubes. Sterilize in autoclave at 121 °C for 15 minutes. Avoid introducing extraneous carbon and nitrogen.

### DESCRIPTION

MALONATE BROTH is used for differentiating *Enterobacter* from *Escherichia* based on malonate utilization.

### TECHNIQUE

Inoculate tubes with a loopful of test organisms. Incubate at 36 ± 1 °C for 18-48 hours examine tubes for a change in the color of the medium from green to blue that is the sign of malonate utilization.

### QUALITY CONTROL

#### Dehydrated medium

Appearance: free flowing, homogeneous.

Color: light green.

#### Prepared medium

Appearance: clear.

Color: green.

Incubation conditions: 36 ± 1 °C for 18-48 hours.

Microorganism	ATCC	Growth	Color
<i>Escherichia coli</i>	25922	poor to fair	green
<i>Klebsiella pneumoniae</i>	13883	good	blue
<i>Salmonella typhimurium</i>	14028	none	
<i>Enterobacter aerogenes</i>	13048	good	blue

### STORAGE

The powder is very hygroscopic: store the powder below 30 °C, in a dry environment, in its original container tightly closed and use it before the expiry date on the label or until signs of deterioration or contamination are evident. Store prepared tubes at 2-8 °C.








### REFERENCES

1. Leifson, E. (1933). J. Bacteriol. **26**: 329.
2. Bacteriological Analytical Manual. (1995). 8th AOAC International. Gaithersburg, MD.

### PRESENTATION

Product	REF	$\Sigma$
MALONATE BROTH (62.5 l)	610172	500 g
MALONATE BROTH (12.5 l)	620172	100 g

### TABLE OF SYMBOLS

<b>LOT</b> Batch code	 Caution, consult accompanying documents	 Manufacturer	 Contains sufficient for <n> tests	<b>IVD</b> <i>In Vitro</i> Diagnostic Medical Device
<b>REF</b> Catalogue number	 Fragile, handle with care	 Use by	 Temperature limitation	 Keep away from heat source



**LIOFILCHEM s.r.l.**

Via Scozia, Zona Ind.le - 64026, Roseto D.A. (TE) - ITALY

Phone +390858930745 Fax +390858930330

Website: www.liofilchem.net E-mail: liofilchem@liofilchem.net

