


Medtronic

Peripheral product catalogue




Contents

Drug-coated balloons	4
IN.PACT™ Admiral™ Paclitaxel-coated PTA Balloon Catheter	6
IN.PACT™ Pacific™ Paclitaxel-eluting PTA Balloon Catheter	10
Stent systems	12
Protégé™ RX Carotid Self-expanding Stent System	14
Protégé™ GPS™ Self-expanding Stent System.....	16
EverFlex™ Self-expanding Stent System.....	20
EverFlex™ with Entrust™ Delivery System Self-expanding Stent System	24
Visi-Pro™ Balloon-expandable Peripheral Stent System.....	28
PTA catheters	32
Admiral Xtreme™ PTA Catheter OTW 0.035"	34
EverCross™ PTA Dilatation Catheter OTW 0.035"	38
Fortrex™ High Pressure PTA Balloon Catheter OTW 0.035"	44
Pacific™ Plus PTA Catheter OTW 0.018"	48
Amphirion™ Deep PTA Catheter	52
NanoCross™ Elite PTA Balloon Dilatation Catheter OTW 0.014"	56
RapidCross™ Rapid Exchange Balloon Dilatation Catheter.....	62
Chocolate™ PTA Balloon Catheter.....	68
Directional atherectomy	74
HawkOne™ Directional Atherectomy System	76

Embolic protection devices	80
Mo.Ma™ Ultra Proximal Cerebral Protection Device.....	82
SpiderFX™ Embolic Protection System	86
Crossing catheters	90
TrailBlazer™ Support Catheter	92
TrailBlazer™ Angled Support Catheter	94
CTO devices	96
Enteer™ Re-entry Catheter	98
Viance™ Crossing Catheter	100
Thrombus management	102
Cragg-McNamara™ Valved Infusion Catheters.....	104
Guidewires	108
Nitrex™ Guidewires.....	110
Snares	114
Amplatz Goose Neck™ Microsnare Kit.....	116
Amplatz Goose Neck™ Snare Kit.....	118
Ellipsys™	120
Ellipsys™ Vascular Access System.....	122

Drug-coated balloons



IN.PACT™ Admiral™
Paclitaxel-coated PTA Balloon Catheter

IN.PACT™ Admiral™

Paclitaxel-coated PTA Balloon Catheter 0.035"

Technical specifications

Catheter design	Over the wire (OTW)
Balloon coating	FreePac - paclitaxel and urea (excipient)
Usable shaft lengths	40, 60, 80, 120, 150, 200, and 250 mm
Introducer sheath compatibility	5, 6, 7 and 9 F depending on balloon size
Max. recommended guidewire	0.035"
Nominal pressure	8 atm

Durable

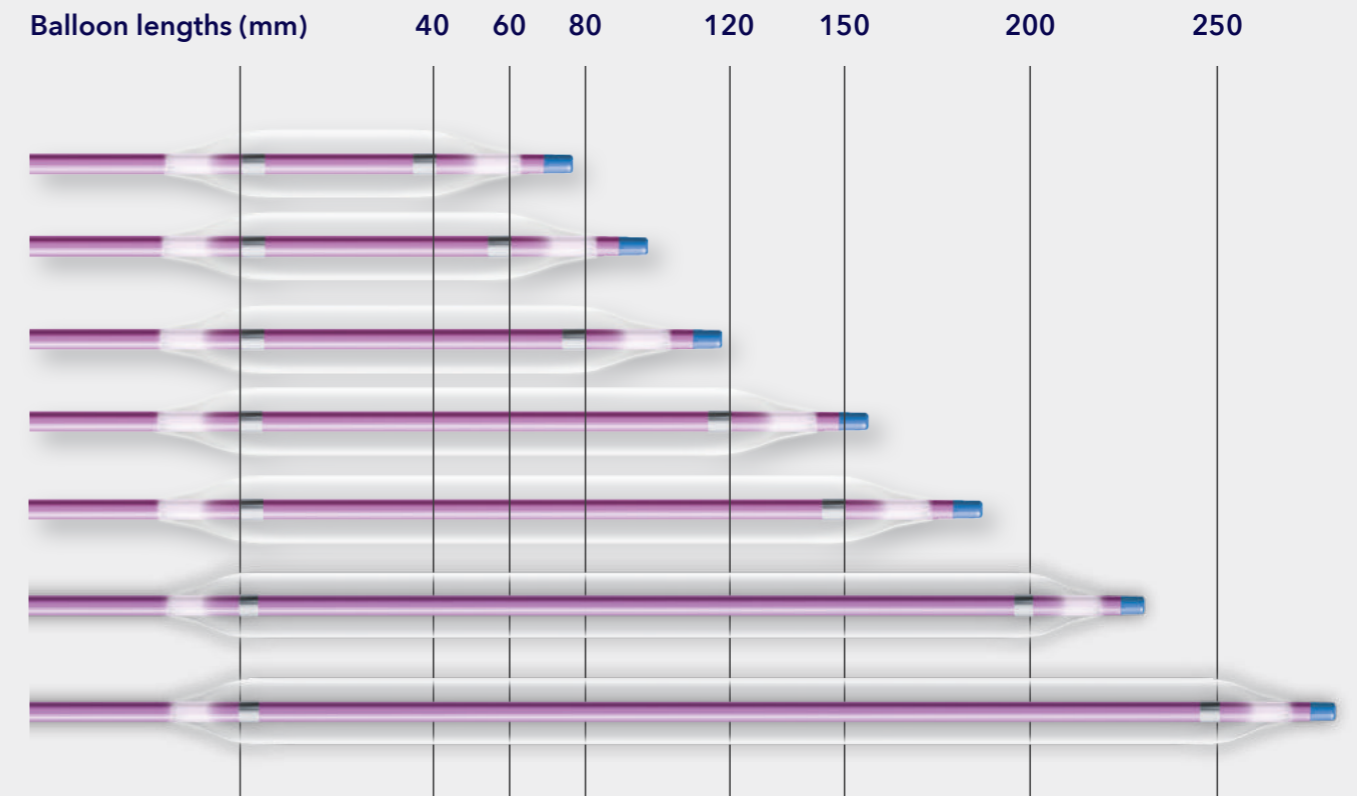
The IN.PACT™ Admiral™ is the only available DCB proven through five years: in the IN.PACT™ SFA trial, the IN.PACT™ Admiral™ continued to outperform the PTA control arm in freedom from clinically-driven target lesion revascularization (CD-TLR) over the five-year follow-up period.¹

Consistent

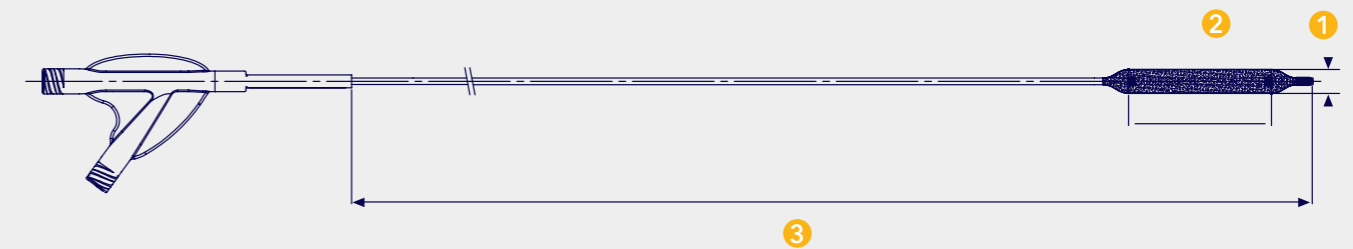
The IN.PACT™ Admiral™ demonstrates positive, consistent outcomes across trials, complex patients, and lesion subgroups. In the IN.PACT™ Global Study three-year results, IN.PACT™ Admiral™ has a durable long-term treatment effect in a complex, real-world patient group with proven efficacy through three years.²

Safe

In the IN.PACT™ SFA trial, IN.PACT™ Admiral™ has shown durable performance through five years with long-term safety benefits: no device or procedure-related deaths.¹



1 Balloon diameter 2 Balloon length 3 Usable length



The IN.PACT™ Admiral™ Paclitaxel-coated PTA Balloon Catheter is a globally leading drug-coated balloon used for the treatment of femoropopliteal disease and arteriovenous (AV) fistula dysfunction. Its drug formulation provides proven safety and sustained benefit while leaving future treatment options open.^{1, 4, 5}

1. Laird JA, Schneider PA, Jaff MR, et al. Long-Term Clinical Effectiveness of a Drug-Coated Balloon for the Treatment of Femoropopliteal Lesions. 5-year results from the IN.PACT SFA Trial. *Circ Cardiovasc Interv.* June 2019;12(6):e007702.
 2. J. Laird, IN.PACT SFA 5-year outcomes Vascular InterVentional Advances (VIVA), November 2018, Podium Presentation
 3. G. Tepe, IN.PACT Global 3-year results Cardiovascular and Interventional Radiological Society of Europe (CIRSE), September 2018 Podium Presentation
 4. Lookstein RA, Haruguchi H, Ouriel K, et al. Drug-Coated Balloons for Dysfunctional Dialysis Arteriovenous Fistulas. *N Engl J Med.* August 20, 2020;383(8):733-742. Highlighted results reported at both 180 and 210 days.
 5. Holden A. The IN.PACT AV Access Study: Results through 36 Months. Presented at Charing Cross 2022.

Order information

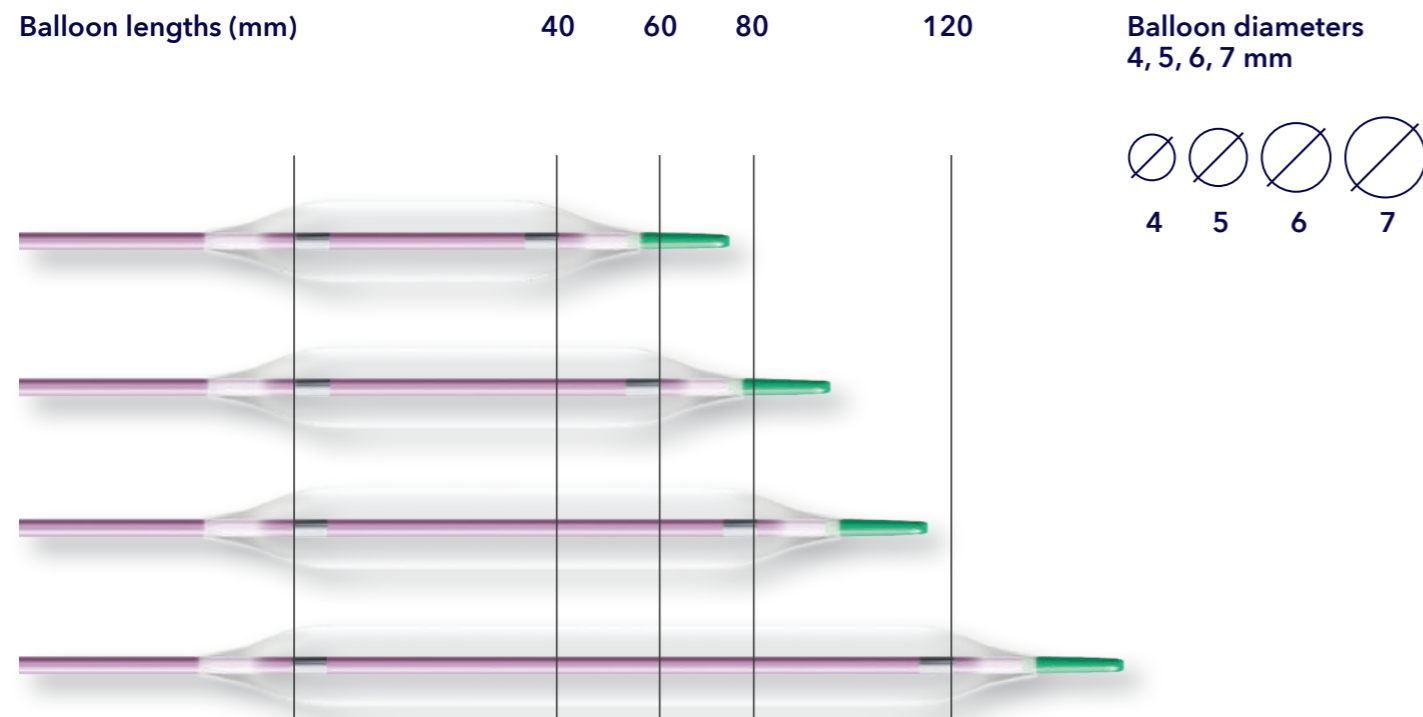
Product catalogue number			Balloon diameter (mm)	Balloon length (mm)	Recommended introducer sheath (F)	RBP (atm)
Usable length 40 cm	Usable length 80 cm	Usable length 130 cm				
SBI 040 040 04P	SBI 040 040 08P	SBI 040 040 13P	4	40	5	14
SBI 040 060 04P	SBI 040 060 08P	SBI 040 060 13P	4	60	5	14
SBI 040 080 04P	SBI 040 080 08P	SBI 040 080 13P	4	80	5	14
-	SBI 040 120 08P	SBI 040 120 13P	4	120	5	14
-	SBI 040 150 08P	SBI 040 150 13P	4	150	5	14
-	SBI 040 200 08P	SBI 040 200 13P	4	200	5	11
-	SBI 040 250 08P	SBI 040 250 13P	4	250	5	11
SBI 050 040 04P	SBI 050 040 08P	SBI 050 040 13P	5	40	6	14
SBI 050 060 04P	SBI 050 060 08P	SBI 050 060 13P	5	60	6	14
SBI 050 080 04P	SBI 050 080 08P	SBI 050 080 13P	5	80	6	14
-	SBI 050 120 08P	SBI 050 120 13P	5	120	6	14
-	SBI 050 150 08P	SBI 050 150 13P	5	150	6	14
-	SBI 050 200 08P	SBI 050 200 13P	5	200	6	11
-	SBI 050 250 08P	SBI 050 250 13P	5	250	6	11
SBI 060 040 04P	SBI 060 040 08P	SBI 060 040 13P	6	40	6	14
SBI 060 060 04P	SBI 060 060 08P	SBI 060 060 13P	6	60	6	14
SBI 060 080 04P	SBI 060 080 08P	SBI 060 080 13P	6	80	6	14
-	SBI 060 120 08P	SBI 060 120 13P	6	120	6	14
-	SBI 060 150 08P	SBI 060 150 13P	6	150	6	14
-	SBI 060 200 08P	SBI 060 200 13P	6	200	6	11
-	SBI 060 250 08P	SBI 060 250 13P	6	250	6	11
SBI 070 040 04P	SBI 070 040 08P	SBI 070 040 13P	7	40	7	14
SBI 070 060 04P	SBI 070 060 08P	SBI 070 060 13P	7	60	7	14
SBI 070 080 04P	SBI 070 080 08P	SBI 070 080 13P	7	80	7	14
SBI 080 040 04P	SBI 080 040 08P	SBI 080 040 13P	8	40	7	10
SBI 080 060 04P	SBI 080 060 08P	SBI 080 060 13P	8	60	7	10
SBI 080 080 04P	SBI 080 080 08P	SBI 080 080 13P	8	80	7	10
SBI 090 040 04P	SBI 090 040 08P	SBI 090 040 13P	9	40	7	10
SBI 090 060 04P	SBI 090 060 08P	SBI 090 060 13P	9	60	7	10
SBI 090 080 04P	SBI 090 080 08P	SBI 090 080 13P	9	80	7	10
SBI 100 040 04P	SBI 100 040 08P	SBI 100 040 13P	10	40	7	9
SBI 120 040 04P	SBI 120 040 08P	SBI 120 040 13P	12	40	9	9

IN.PACT™ Pacific™

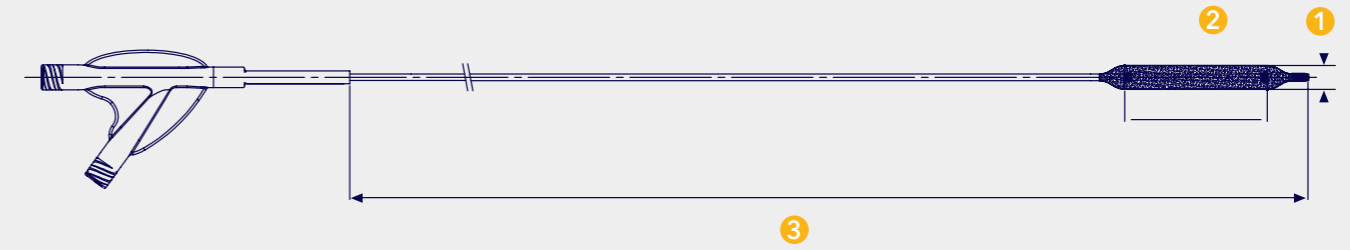
Paclitaxel-eluting PTA Balloon Catheter 0.018"

Technical specifications

Catheter design	Over the wire (OTW)
Balloon coating	FreePac - paclitaxel and urea (excipient)
Usable shaft lengths	90 and 130 cm
Introducer sheath compatibility	5-6 F depending on balloon size
Max. recommended guidewire	0.018"
Nominal pressure	7 atm



1 Balloon diameter 2 Balloon length 3 Usable length




The IN.PACT™ Pacific™ Paclitaxel-eluting PTA Balloon Catheter is a drug-eluting balloon indicated for percutaneous transluminal angioplasty (PTA) in patients with obstructive disease of superficial femoral or popliteal arteries. Its drug formulation provides proven safety and sustained benefit¹ while leaving future treatment options open.

Order information

Product catalogue number		Balloon diameter (mm)	Balloon length (mm)	Recommended introducer sheath (F)	RBP (atm)
Usable length 90 cm	Usable length 130 cm				
PCF 040 040 09P	PCF 040 040 13P	4	40	5	20
PCF 040 060 09P	PCF 040 060 13P	4	60	5	14
PCF 040 080 09P	PCF 040 080 13P	4	80	5	14
PCF 040 120 09P	PCF 040 120 13P	4	120	5	14
PCF 050 040 09P	PCF 050 040 13P	5	40	5	20
PCF 050 060 09P	PCF 050 060 13P	5	60	5	14
PCF 050 080 09P	PCF 050 080 13P	5	80	5	14
PCF 050 120 09P	PCF 050 120 13P	5	120	5	14
PCF 060 040 09P	PCF 060 040 13P	6	40	5	16
PCF 060 060 09P	PCF 060 060 13P	6	60	5	14
PCF 060 080 09P	PCF 060 080 13P	6	80	5	14
PCF 060 120 09P	PCF 060 120 13P	6	120	5	14
PCF 070 040 09P	PCF 070 040 13P	7	40	6	12
PCF 070 060 09P	PCF 070 060 13P	7	60	6	12
PCF 070 080 09P	PCF 070 080 13P	7	80	6	12
PCF 070 120 09P	PCF 070 120 13P	7	120	6	12

1. Laird JA, Schneider PA, Jaff MR, et al. Long-Term Clinical Effectiveness of a Drug-Coated Balloon for the Treatment of Femoropopliteal Lesions. 5-year results from the IN.PACT SFA Trial. Circ Cardiovasc Interv. June 2019;12(6):e007702.

Stent systems



EverFlex™
Self-expanding Peripheral Stent

Protégé™ RX

Carotid Self-expanding Stent System

The Protégé™ RX Stent is the next generation stent designed for the anatomy of the carotid artery. Protégé™ RX provides control and accurate placement for carotid interventions.

Predictable deployment

- Proprietary EX.P.R.T.™ release technology essentially eliminates premature deployment or jumping
- No stent shortening
- Unique anatomically designed tapered stent for better fit in the carotid bifurcation
- 0.014" rapid exchange catheter with 6 F low crossing profile and flexible atraumatic tip
- Radiopaque marker on catheter clearly indicates tapered location for precise positioning

Visible results

- Tantalum GPS™ markers enhance visibility for precise positioning and result confirmation
- Cell design produces expansion force that resists compression while providing excellent wall apposition
- Straight and tapered options for customized fit in carotid vessels

Protégé™ RX 6 Fr/0.014" catheter length 135 cm

Each system includes:

One stent and delivery catheter system



Order information

Product catalogue number	Stent dimensions		Recommended sheath size (F)	Recommended guidewire (inch)	Crossing profile (inch)
	Diameter (mm)	Length (mm)			
Tapered					
SEPX-8-6-30-135	8 x 6	30	6	0.014	0.078
SEPX-8-6-40-135	8 x 6	40	6	0.014	0.078
SEPX-10-7-30-135	10 x 7	30	6	0.014	0.078
SEPX-10-7-40-135	10 x 7	40	6	0.014	0.078
Straight					
SEPX-6-20-135	6	20	6	0.014	0.078
SEPX-7-20-135	7	20	6	0.014	0.078
SEPX-8-20-135	8	20	6	0.014	0.078
SEPX-9-20-135	9	20	6	0.014	0.078
SEPX-10-20-135	10	20	6	0.014	0.078
SEPX-6-30-135	6	30	6	0.014	0.078
SEPX-7-30-135	7	30	6	0.014	0.078
SEPX-8-30-135	8	30	6	0.014	0.078
SEPX-9-30-135	9	30	6	0.014	0.078
SEPX-10-30-135	10	30	6	0.014	0.078
SEPX-6-40-135	6	40	6	0.014	0.078
SEPX-7-40-135	7	40	6	0.014	0.078
SEPX-8-40-135	8	40	6	0.014	0.078
SEPX-9-40-135	9	40	6	0.014	0.078
SEPX-10-40-135	10	40	6	0.014	0.078
SEPX-6-60-135	6	60	6	0.014	0.078
SEPX-7-60-135	7	60	6	0.014	0.078
SEPX-8-60-135	8	60	6	0.014	0.078
SEPX-9-60-135	9	60	6	0.014	0.078
SEPX-10-60-135	10	60	6	0.014	0.078

Protégé™ GPS™

Self-expanding Stent System

The Protégé™ GPS™ Stent System gives control for precise stent placement, avoiding jumping of the stent through the EX.P.R.T.™ retention system.

Compact delivery

- Diameters up to 14 mm
- Full line is 6 F compatible

Precision


- Proprietary EX.P.R.T.™ deployment system secures the stent to eliminate premature deployment or "jumping"
- Tantalum GPS markers enhance visibility for easier, precise positioning

Radial strength and flexibility

- Designed for radial strength without sacrificing flexibility

Each system includes: one stent and delivery catheter system

Protégé™ GPS™ catheter lengths: 80 cm and 120 cm



Order information

Product catalogue number		Stent dimensions			Recommended		Recommended guidewire (inch)	Crossing profile (inch)
Catheter length 80 cm	Catheter length 120 cm	Diameter (mm)	Length (mm)	Lumen size (mm)	Sheath size (F)			
SERP65-09-20-80	SERP65-09-20-120	9	20	7.5-8.5	6	0.035	0.079	
SERP65-09-30-80	SERP65-09-30-120	9	30	7.5-8.5	6	0.035	0.079	
SERP65-09-40-80	SERP65-09-40-120	9	40	7.5-8.5	6	0.035	0.079	
SERP65-09-60-80	SERP65-09-60-120	9	60	7.5-8.5	6	0.035	0.079	
SERP65-09-80-80	SERP65-09-80-120	9	80	7.5-8.5	6	0.035	0.079	
SERP65-10-20-80	SERP65-10-20-120	10	20	8.5-9.5	6	0.035	0.079	
SERP65-10-30-80	SERP65-10-30-120	10	30	8.5-9.5	6	0.035	0.079	
SERP65-10-40-80	SERP65-10-40-120	10	40	8.5-9.5	6	0.035	0.079	
SERP65-10-60-80	SERP65-10-60-120	10	60	8.5-9.5	6	0.035	0.079	
SERP65-10-80-80	SERP65-10-80-120	10	80	8.5-9.5	6	0.035	0.079	
SERP65-12-20-80	SERP65-12-20-120	12	20	9.5-11.0	6	0.035	0.079	
SERP65-12-30-80	SERP65-12-30-120	12	30	9.5-11.0	6	0.035	0.079	
SERP65-12-40-80	SERP65-12-40-120	12	40	9.5-11.0	6	0.035	0.079	
SERP65-12-60-80	SERP65-12-60-120	12	60	9.5-11.0	6	0.035	0.079	
SERP65-12-80-80	SERP65-12-80-120	12	80	9.5-11.0	6	0.035	0.079	
SERP65-14-20-80	SERP65-14-20-120	14	20	11.5-13.0	6	0.035	0.079	
SERP65-14-30-80	SERP65-14-30-120	14	30	11.5-13.0	6	0.035	0.079	
SERP65-14-40-80	SERP65-14-40-120	14	40	11.5-13.0	6	0.035	0.079	
SERP65-14-60-80	SERP65-14-60-120	14	60	11.5-13.0	6	0.035	0.079	
SERP65-14-80-80	SERP65-14-80-120	14	80	11.5-13.0	6	0.035	0.079	

Self-expanding Stent System

The EverFlex™ Self-expanding Peripheral Stent System is a self-expanding Nitinol stent system.

The spiral-cell interconnecting design significantly improves flexibility and vessel conformability, without sacrificing radial strength. Excellent wall apposition and compression resistance is provided by the three-wave peak design.

Spiral cell connection

- Peak-to-peak connection nodes to disperse force uniformly


Flexible design

- Improves fracture resistance and restores vessel patency^{1,2}

Three-wave peak design

- Designed to resist compression and provide wall apposition

EverFlex™ catheter lengths: 80 cm and 120 cm



1. Rocha-Singh KJ, Bosiers M, Schultz G, et al. A single stent strategy in patients with lifestyle limiting claudication: 3-year results from the Durability II trial. *Catheter Cardiovasc Interv.* July 2015;86(1):164-170.
2. Matsumura J. DURABILITY II 12-month data. Presented at ISET 2012; Miami, FL.

Order information

Product catalogue number		Stent dimensions		Recommended		Recommended guidewire (inch)	Crossing profile (inch)
Catheter length 80 cm	Catheter length 120 cm	Diameter (mm)	Length (mm)	Lumen size (mm)	Sheath size (F)		
PRP35-05-020-080	PRP35-05-020-120	5	20	3.5-4.5	6	0.035	0.079
PRP35-05-030-080	PRP35-05-030-120	5	30	3.5-4.5	6	0.035	0.079
PRP35-05-040-080	PRP35-05-040-120	5	40	3.5-4.5	6	0.035	0.079
PRP35-05-060-080	PRP35-05-060-120	5	60	3.5-4.5	6	0.035	0.079
PRP35-05-080-080	PRP35-05-080-120	5	80	3.5-4.5	6	0.035	0.079
PRP35-05-100-080	PRP35-05-100-120	5	100	3.5-4.5	6	0.035	0.079
PRP35-05-120-080	PRP35-05-120-120	5	120	3.5-4.5	6	0.035	0.079
PRP35-05-150-080	PRP35-05-150-120	5	150	4.5-5.5	6	0.035	0.079
PRP35-06-020-080	PRP35-06-020-120	6	20	4.5-5.5	6	0.035	0.079
PRP35-06-030-080	PRP35-06-030-120	6	30	4.5-5.5	6	0.035	0.079
PRP35-06-040-080	PRP35-06-040-120	6	40	4.5-5.5	6	0.035	0.079
PRP35-06-060-080	PRP35-06-060-120	6	60	4.5-5.5	6	0.035	0.079
PRP35-06-080-080	PRP35-06-080-120	6	80	4.5-5.5	6	0.035	0.079
PRP35-06-100-080	PRP35-06-100-120	6	100	4.5-5.5	6	0.035	0.079
PRP35-06-120-080	PRP35-06-120-120	6	120	4.5-5.5	6	0.035	0.079
PRP35-06-150-080	PRP35-06-150-120	6	150	4.5-5.5	6	0.035	0.079
-	PRP35DR-06-200-120	6	200	4.5-5.5	6	0.035	0.079
PRP35-07-020-080	PRP35-07-020-120	7	20	5.5-6.5	6	0.035	0.079
PRP35-07-030-080	PRP35-07-030-120	7	30	5.5-6.5	6	0.035	0.079
PRP35-07-040-080	PRP35-07-040-120	7	40	5.5-6.5	6	0.035	0.079
PRP35-07-060-080	PRP35-07-060-120	7	60	5.5-6.5	6	0.035	0.079
PRP35-07-080-080	PRP35-07-080-120	7	80	5.5-6.5	6	0.035	0.079
PRP35-07-100-080	PRP35-07-100-120	7	100	5.5-6.5	6	0.035	0.079
PRP35-07-120-080	PRP35-07-120-120	7	120	5.5-6.5	6	0.035	0.079
PRP35-07-150-080	PRP35-07-150-120	7	150	5.5-6.5	6	0.035	0.079
-	PRP35DR-07-200-120	7	200	5.5-6.5	6	0.035	0.079
PRP35-08-020-080	PRP35-08-020-120	8	20	6.5-7.5	6	0.035	0.079
PRP35-08-030-080	PRP35-08-030-120	8	30	6.5-7.5	6	0.035	0.079
PRP35-08-040-080	PRP35-08-040-120	8	40	6.5-7.5	6	0.035	0.079
PRP35-08-060-080	PRP35-08-060-120	8	60	6.5-7.5	6	0.035	0.079
PRP35-08-080-080	PRP35-08-080-120	8	80	6.5-7.5	6	0.035	0.079
PRP35-08-100-080	PRP35-08-100-120	8	100	6.5-7.5	6	0.035	0.079
PRP35-08-120-080	PRP35-08-120-120	8	120	6.5-7.5	6	0.035	0.079
PRP35-08-150-080	PRP35-08-150-120	8	150	6.5-7.5	6	0.035	0.079
-	PRP35DR-08-200-120	8	200	6.5-7.5	6	0.035	0.079

EverFlex™

with Entrust™ Delivery System Self-expanding Stent System


The Entrust™ Delivery System is a one-handed, triaxialstent delivery system with a low 5 F profile.

This low profile was achieved without compromising the design of the EverFlex™ Stent or the 0.035" guidewire compatibility.

The device was engineered specifically for control and accuracy based on physician feedback provided during extensive interviews and procedural observations.

The DURABILITY II study proves strong stent performance with a 60% primary patency at three years.^{1,2}

EverFlex™ Entrust™ Catheter lengths: 80 cm, 120 cm, and 150 cm.



1. Rocha-Singh KJ, Bosiers M, Schultz G, et al. A single stent strategy in patients with lifestyle limiting claudication: 3-year results from the Durability II trial. *Catheter Cardiovasc Interv.* July 2015;86(1):164-170.
2. Matsumura J. DURABILITY II 12-month data. Presented at ISET 2012; Miami, FL.

Order information

Product catalogue number			Stent dimensions (Unconstrained)		Size compatibility		Guidewire acceptance (inch)
Catheter length 80 cm	Catheter length 120 cm	Catheter length 150 cm	Diameter (mm)	Length (mm)	Vessel size (mm)	Sheath / guide (F)	
EVX35-05-020-080	EVX35-05-020-120	EVX35-05-020-150	5	20	3.5-4.5	5	0.035
EVX35-05-040-080	EVX35-05-040-120	EVX35-05-040-150	5	40	3.5-4.5	5	0.035
EVX35-05-060-080	EVX35-05-060-120	EVX35-05-060-150	5	60	3.5-4.5	5	0.035
EVX35-05-080-080	EVX35-05-080-120	EVX35-05-080-150	5	80	3.5-4.5	5	0.035
EVX35-05-100-080	EVX35-05-100-120	EVX35-05-100-150	5	100	3.5-4.5	5	0.035
EVX35-05-120-080	EVX35-05-120-120	EVX35-05-120-150	5	120	3.5-4.5	5	0.035
EVX35-05-150-080	EVX35-05-150-120	EVX35-05-150-150	5	150	3.5-4.5	5	0.035
EVX35-06-020-080	EVX35-06-020-120	EVX35-06-020-150	6	20	4.5-5.5	5	0.035
EVX35-06-040-080	EVX35-06-040-120	EVX35-06-040-150	6	40	4.5-5.5	5	0.035
EVX35-06-060-080	EVX35-06-060-120	EVX35-06-060-150	6	60	4.5-5.5	5	0.035
EVX35-06-080-080	EVX35-06-080-120	EVX35-06-080-150	6	80	4.5-5.5	5	0.035
EVX35-06-100-080	EVX35-06-100-120	EVX35-06-100-150	6	100	4.5-5.5	5	0.035
EVX35-06-120-080	EVX35-06-120-120	EVX35-06-120-150	6	120	4.5-5.5	5	0.035
EVX35-06-150-080	EVX35-06-150-120	EVX35-06-150-150	6	150	4.5-5.5	5	0.035
EVX35-07-020-080	EVX35-07-020-120	EVX35-07-020-150	7	20	5.5-6.5	5	0.035
EVX35-07-040-080	EVX35-07-040-120	EVX35-07-040-150	7	40	5.5-6.5	5	0.035
EVX35-07-060-080	EVX35-07-060-120	EVX35-07-060-150	7	60	5.5-6.5	5	0.035
EVX35-07-080-080	EVX35-07-080-120	EVX35-07-080-150	7	80	5.5-6.5	5	0.035
EVX35-07-100-080	EVX35-07-100-120	EVX35-07-100-150	7	100	5.5-6.5	5	0.035
EVX35-07-120-080	EVX35-07-120-120	EVX35-07-120-150	7	120	5.5-6.5	5	0.035
EVX35-07-150-080	EVX35-07-150-120	EVX35-07-150-150	7	150	5.5-6.5	5	0.035
EVX35-08-020-080	EVX35-08-020-120	EVX35-08-020-150	8	20	6.5-7.5	5	0.035
EVX35-08-040-080	EVX35-08-040-120	EVX35-08-040-150	8	40	6.5-7.5	5	0.035
EVX35-08-060-080	EVX35-08-060-120	EVX35-08-060-150	8	60	6.5-7.5	5	0.035
EVX35-08-080-080	EVX35-08-080-120	EVX35-08-080-150	8	80	6.5-7.5	5	0.035
EVX35-08-100-080	EVX35-08-100-120	EVX35-08-100-150	8	100	6.5-7.5	5	0.035
EVX35-08-120-080	EVX35-08-120-120	EVX35-08-120-150	8	120	6.5-7.5	5	0.035
EVX35-08-150-080	EVX35-08-150-120	EVX35-08-150-150	8	150	6.5-7.5	5	0.035

Balloon-expandable Peripheral Stent System

- Broad offering of 6 Fr compatible 0.035" balloon-expandable stent with radiopaque marker technology for optimized visibility
- Low crossing profile
- Minimal shortening for placement confidence

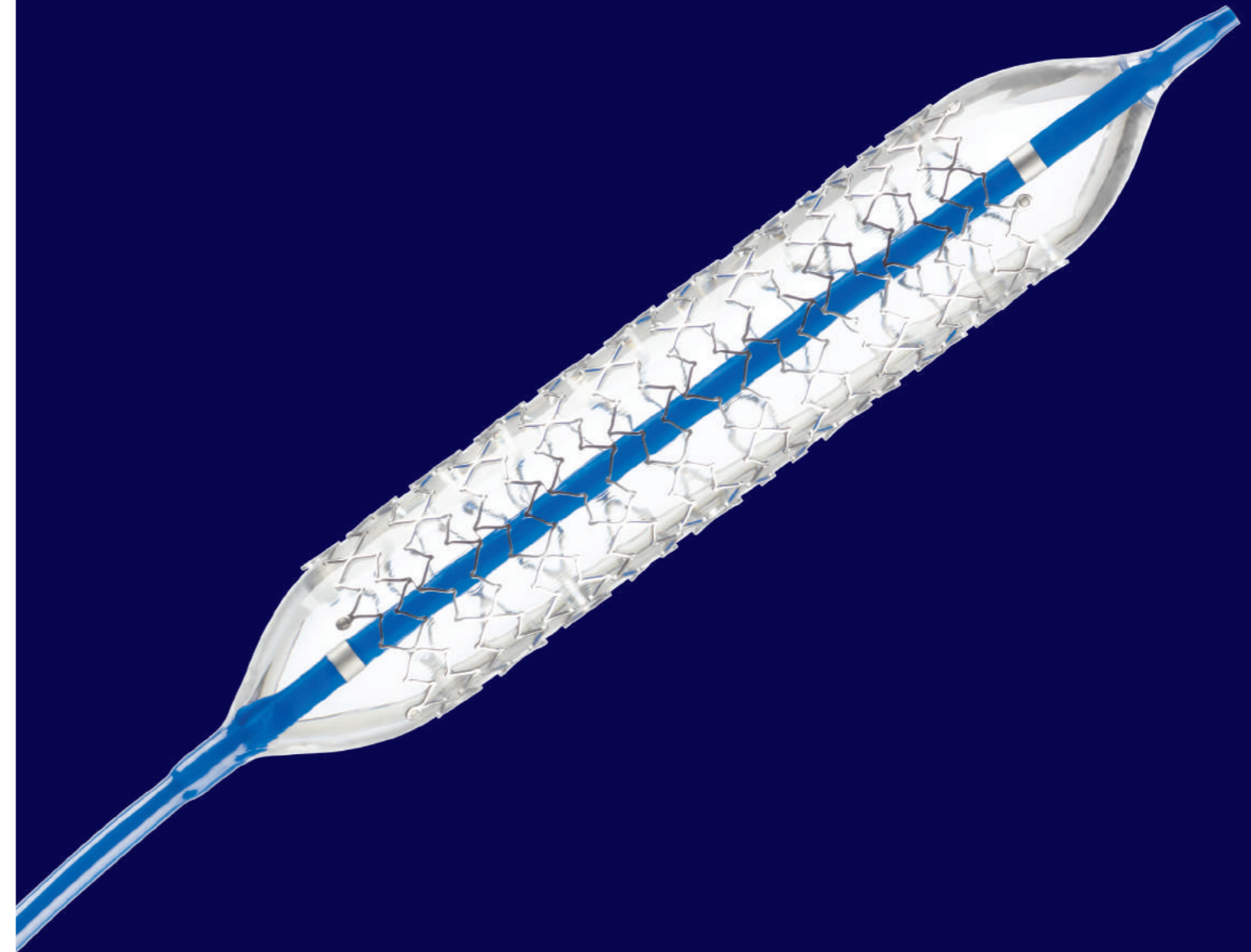
Visi-Pro™ Catheter lengths: 80 cm and 135 cm

Each system includes:
One stent and delivery catheter system

Compliance chart

Diameter (mm)	Inflation pressure (atm)				
	8	9	10	11	12
5.0	5.00 ¹	5.09	5.16	5.22	5.28 ²
6.0	6.00 ¹	6.11	6.22	6.31	6.39 ²
7.0			7.00 ¹	7.09	7.17 ²
8.0			8.00 ¹	8.15	8.26 ²
9.0			9.00 ¹	9.15	9.28 ²
10.0			10.00 ¹	10.11	10.21 ²

1. Diameter at nominal pressure
2. Diameter at rated burst pressure



Order information

Product catalogue number		Stent dimensions		Balloon length (mm)	Recommended sheath size (F)	Recommended guidewire (inch)
Catheter length 80 cm	Catheter length 135 cm	Diameter (mm)	Length (mm)			
PXP35-05-12-080		5	12	15	6*	0.035
PXP35-05-17-080	PXP35-05-17-135	5.0	17	20	6*	0.035
PXP35-05-27-080	PXP35-05-27-135	5.0	27	30	6*	0.035
PXP35-05-37-080	PXP35-05-37-135	5.0	37	40	6*	0.035
PXP35-05-57-080	PXP35-05-57-135	5.0	57	60	6*	0.035
PXP35-06-12-080		6.0	12	15	6*	0.035
PXP35-06-17-080	PXP35-06-17-135	6.0	17	20	6*	0.035
PXP35-06-27-080	PXP35-06-27-135	6.0	27	30	6*	0.035
PXP35-06-37-080	PXP35-06-37-135	6.0	37	40	6*	0.035
PXP35-06-57-080	PXP35-06-57-135	6.0	57	60	6*	0.035
PXP35-07-12-080		7.0	12	15	6*	0.035
PXP35-07-17-080	PXP35-07-17-135	7.0	17	20	6*	0.035
PXP35-07-27-080	PXP35-07-27-135	7.0	27	30	6*	0.035
PXP35-07-37-080	PXP35-07-37-135	7.0	37	40	6*	0.035
PXP35-07-57-080	PXP35-07-57-135	7.0	57	60	6*	0.035
PXP35-08-17-080	PXP35-08-17-135	8.0	17	20	6*	0.035
PXP35-08-27-080	PXP35-08-27-135	8.0	27	30	6*	0.035
PXP35-08-37-080	PXP35-08-37-135	8.0	37	40	6*	0.035
PXP35-08-57-080	PXP35-08-57-135	8.0	57	60	6*	0.035
PXP35-09-17-080	PXP35-09-17-135	9.0	17	20	7	0.035
PXP35-09-27-080	PXP35-09-27-135	9.0	27	30	7	0.035
PXP35-09-37-080	PXP35-09-37-135	9.0	37	40	7	0.035
PXP35-09-57-080	PXP35-09-57-135	9.0	57	60	7	0.035
PXP35-10-17-080	PXP35-10-17-135	10.0	17	20	7	0.035
PXP35-10-27-080	PXP35-10-27-135	10.0	27	30	7	0.035
PXP35-10-37-080	PXP35-10-37-135	10.0	37	40	7	0.035
PXP35-10-57-080	PXP35-10-57-135	10.0	57	60	7	0.035

* 6F= 0.085" I.D.

PTA catheters



Pacific™ Plus
PTA Catheter

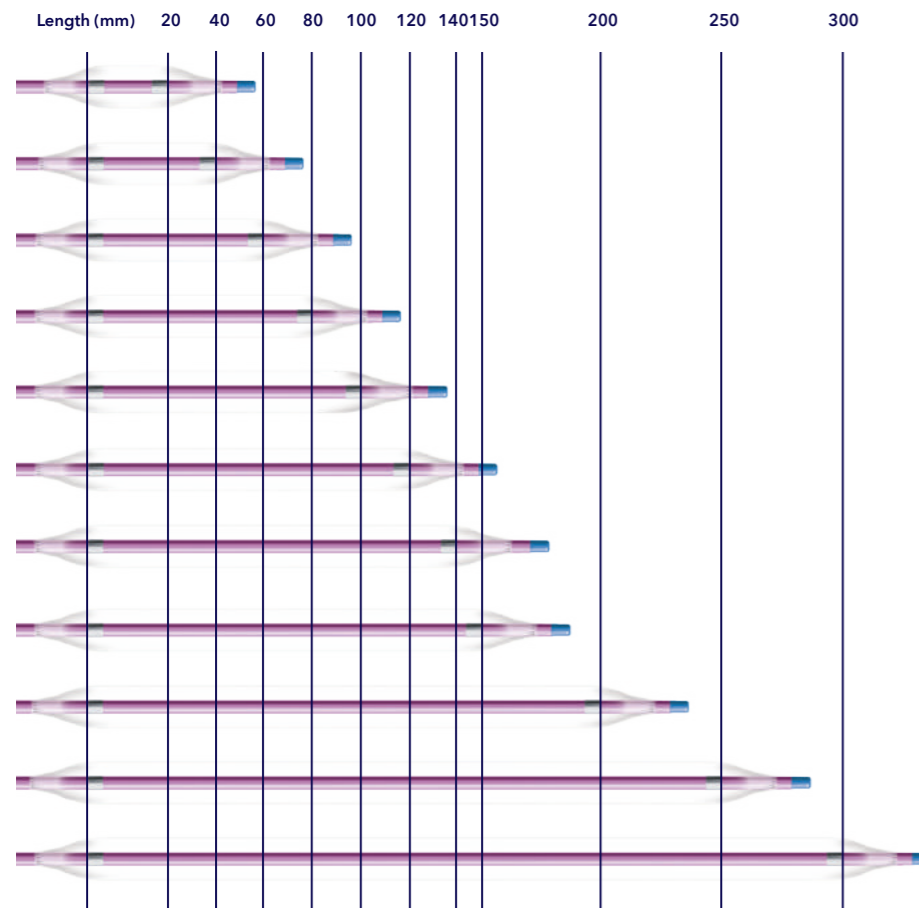
Admiral Xtreme™

PTA Catheter OTW 0.035"

Cross lesions with confidence

Technical specifications

Catheter design	Over the wire (OTW)
Balloon coating	LFC hydrophilic
Balloon marker	2 swagged (zero profile) platinum iridium
Shaft diameter	5 F-5.3 F
Usable shaft lengths	80 cm, 130 cm, and 150 cm
Introducer sheath compatibility	5 F, 6 F, and 7 F
Guidewire compatibility	0.035"



Order information

Ref no. usable length 80 cm	Ref no. usable length 130 cm	Ref no. usable length 150 cm	Balloon Ø mm	Balloon length	Recom. introducer sheath (F)	RBP (bar)
SBI030020080	SBI030020130		3	20	5	18
SBI030040080	SBI030040130		3	40	5	18
SBI030080080	SBI030080130		3	80	5	18
SBI030100080	SBI030100130		3	100	5	18
SBI030120080	SBI030120130		3	120	5	18
SBI040020080	SBI040020130	SBI040020150	4	20	5	18
SBI040040080	SBI040040130	SBI040040150	4	40	5	18
SBI040060080	SBI040060130	SBI040060150	4	60	5	18
SBI040080080	SBI040080130	SBI040080150	4	80	5	18
SBI040100080	SBI040100130	SBI040100150	4	100	5	18
SBI040120080	SBI040120130	SBI040120150	4	120	5	18
SBI040150080	SBI040150130	SBI040150150	4	150	5	14
SBI040200080	SBI040200130	SBI040200150	4	200	5	14
SBI040250080	SBI040250130		4	250	5	14
SBI040300080	SBI040300130		4	300	5	14
SBI050020080	SBI050020130	SBI050020150	5	20	5	17
SBI050040080	SBI050040130	SBI050040150	5	40	5	17
SBI050060080	SBI050060130	SBI050060150	5	60	5	17
SBI050080080	SBI050080130	SBI050080150	5	80	5	15
SBI050100080	SBI050100130	SBI050100150	5	100	5	15
SBI050120080	SBI050120130	SBI050120150	5	120	5	15
SBI050150080	SBI050150130	SBI050150150	5	150	5	14
SBI050200080	SBI050200130	SBI050200150	5	200	5	14
SBI050250080	SBI050250130		5	250	5	14
SBI050300080L	SBI050300130L		5	300	5	14
SBI060020080	SBI060020130	SBI060020150	6	20	5	17
SBI060040080	SBI060040130	SBI060040150	6	40	5	17
SBI060060080	SBI060060130	SBI060060150	6	60	5	17

Ref no. usable length 80 cm	Ref no. usable length 130 cm	Ref no. usable length 150 cm	Balloon Ø mm	Balloon length	Recom. introducer sheath (F)	RBP (bar)
SBI060080080	SBI060080130	SBI060080150	6	80	5	15
SBI060100080	SBI060100130	SBI060100150	6	100	5	15
SBI060120080	SBI060120130	SBI060120150	6	120	5	15
SBI060150080	SBI060150130	SBI060150150	6	150	5	12
SBI060200080L	SBI060200130L	SBI060200150	6	200	5	12
SBI060250080L	SBI060250130L		6	250	5	12
SBI060300080L	SBI060300130L		6	300	5	12
SBI070020080	SBI070020130	SBI070020150	7	20	5	16
SBI070040080	SBI070040130	SBI070040150	7	40	5	16
SBI070060080	SBI070060130	SBI070060150	7	60	5	14
SBI070080080	SBI070080130	SBI070080150	7	80	5	14
SBI070100080	SBI070100130	SBI070100150	7	100	5	12
SBI070120080L	SBI070120130L	SBI070120150	7	120	5	12
SBI070150080L	SBI070150130L	SBI070150150	7	150	5	12
SBI070200080L	SBI070200130L	SBI070200150	7	200	5	12
SBI070250080	SBI070250130		7	250	6	12
SBI080020080	SBI080020130		8	20	6	14
SBI080040080	SBI080040130		8	40	6	14
SBI080060080	SBI080060130		8	60	6	11
SBI080080080	SBI080080130		8	80	6	11
SBI090020080	SBI090020130		9	20	6	14
SBI090040080	SBI090040130		9	40	6	14
SBI090060080	SBI090060130		9	60	6	11
SBI090080080	SBI090080130		9	80	6	11
SBI100020080	SBI100020130		10	20	6	11
SBI100040080	SBI100040130		10	40	6	11
SBI120020080	SBI120020130		12	20	7	11
SBI120040080	SBI120040130		12	40	7	11

EverCross™

PTA Dilatation Catheter OTW 0.035"


EverCross™ 0.035" PTA Catheter is an over-the-wire, 0.035" balloon catheter that features a bevel 360° tip for smooth tip to wire tracking. EverCross™ nylon folds, extending the length of the balloon, were engineered for superior rewrap, facilitating multiple inflations and insertions.

Each system includes:

One PTA catheter and one compliance chart.

Technical specifications

Catheter design	Over-the-wire
Useable catheter lengths	40, 80, and 135 cm
Introducer sheath compatibility	5, 6 F
Guidewire compatibility	0.035"



Order information

Product catalogue number			Balloon diameter (mm)	Balloon length (mm)	Nominal pressure (atm)	Rated burst pressure (atm)	Recommended introducer sheath (Fr)
Usable shaft length 135 cm	Usable shaft length 80 cm	Usable shaft length 40 cm					
AB35W03020135	AB35W03020080	-	3.0	20	10	20	5
AB35W03030135	AB35W03030080	-	3.0	30	10	20	5
AB35W03040135	AB35W03040080	-	3.0	40	10	20	5
AB35W03060135	AB35W03060080	-	3.0	60	10	20	5
AB35W03080135	AB35W03080080	-	3.0	80	10	20	5
AB35W03100135	AB35W03100080	-	3.0	100	10	20	5
AB35W03120135	AB35W03120080	-	3.0	120	10	20	5
AB35W03150135	AB35W03150080	-	3.0	150	10	20	5
AB35W03200135	AB35W03200080	-	3.0	200	10	20	5
AB35W04020135	AB35W04020080	-	4.0	20	10	20	5
AB35W04030135	AB35W04030080	-	4.0	30	10	20	5
AB35W04040135	AB35W04040080	-	4.0	40	10	20	5
AB35W04060135	AB35W04060080	-	4.0	60	10	20	5
AB35W04080135	AB35W04080080	-	4.0	80	10	20	5
AB35W04100135	AB35W04100080	-	4.0	100	10	20	5
AB35W04120135	AB35W04120080	-	4.0	120	10	20	5
AB35W04150135	AB35W04150080	-	4.0	150	10	20	5
AB35W04200135	AB35W04200080	-	4.0	200	10	20	5
AB35W05020135	AB35W05020080	AB35W05020040	5.0	20	10	18	5
AB35W05030135	AB35W05030080	AB35W05030040	5.0	30	10	18	5
AB35W05040135	AB35W05040080	AB35W05040040	5.0	40	10	18	5
AB35W05060135	AB35W05060080	AB35W05060040	5.0	60	10	18	5
AB35W05080135	AB35W05080080	AB35W05080040	5.0	80	10	18	5
AB35W05100135	AB35W05100080	-	5.0	100	10	18	5
AB35W05120135	AB35W05120080	AB35W05120040	5.0	120	10	16	5
AB35W05150135	AB35W05150080	-	5.0	150	10	16	5
AB35W05200135	AB35W05200080	-	5.0	200	10	16	5
AB35W06020135	AB35W06020080	AB35W06020040	6.0	20	8	14	5
AB35W06030135	AB35W06030080	-	6.0	30	8	14	5
AB35W06040135	AB35W06040080	AB35W06040040	6.0	40	8	14	5
AB35W06060135	AB35W06060080	-	6.0	60	8	14	5

Order information

Product catalogue number			Balloon diameter (mm)	Balloon length (mm)	Nominal pressure (atm)	Rated burst pressure (atm)	Recommended introducer sheath (Fr)
Usable shaft length 135 cm	Usable shaft length 80 cm	Usable shaft length 40 cm					
AB35W06080135	AB35W06080080	AB35W06080040	6.0	80	8	14	5
AB35W06100135	AB35W06100080	-	6.0	100	8	14	5
AB35W06120135	AB35W06120080	AB35W06120040	6.0	120	8	12	5
AB35W06150135	AB35W06150080	-	6.0	150	8	12	5
AB35W06200135	AB35W06200080	-	6.0	200	8	11	6
AB35W07020135	AB35W07020080	AB35W07020040	7.0	20	7	14	5
AB35W07030135	AB35W07030080	-	7.0	30	7	14	5
AB35W07040135	AB35W07040080	AB35W07040040	7.0	40	7	14	5
AB35W07060135	AB35W07060080	AB35W07060040	7.0	60	7	14	6
AB35W07080135	AB35W07080080	-	7.0	80	7	14	6
AB35W07100135	AB35W07100080	-	7.0	100	7	14	6
AB35W07120135	AB35W07120080	-	7.0	120	7	10	6
AB35W07150135	AB35W07150080	-	7.0	150	7	10	6
AB35W07200135	AB35W07200080	-	7.0	200	7	10	6
AB35W08020135	AB35W08020080	AB35W08020040	8.0	20	7	14	6
AB35W08030135	AB35W08030080	-	8.0	30	7	14	6
AB35W08040135	AB35W08040080	AB35W08040040	8.0	40	7	14	6
AB35W08060135	AB35W08060080	AB35W08060040	8.0	60	7	14	6
AB35W08080135	AB35W08080080	-	8.0	80	7	14	6
AB35W09020135	AB35W09020080	-	9.0	20	7	12	6
AB35W09030135	AB35W09030080	-	9.0	30	7	12	6
AB35W09040135	AB35W09040080	-	9.0	40	7	12	6
AB35W09060135	AB35W09060080	-	9.0	60	7	12	6
AB35W09080135	AB35W09080080	-	9.0	80	7	12	6
AB35W10020135	AB35W10020080	-	10.0	20	7	11	6
AB35W10030135	AB35W10030080	-	10.0	30	7	11	6
AB35W10040135	AB35W10040080	-	10.0	40	7	11	6
AB35W10060135	AB35W10060080	-	10.0	60	7	11	7
AB35W12020135	AB35W12020080	-	12.0	20	7	10	7
AB35W12040135	AB35W12040080	-	12.0	40	7	10	7
AB35W12060135	AB35W12060080	-	12.0	60	7	10	7

High Pressure PTA Balloon Catheter OTW 0.035"

Predictable high-pressure treatment for AV access lesions
The high-pressure Fortrex™ PTA catheter is the next-generation solution for deliverability, predictability, and procedural efficiency.

Deliverability

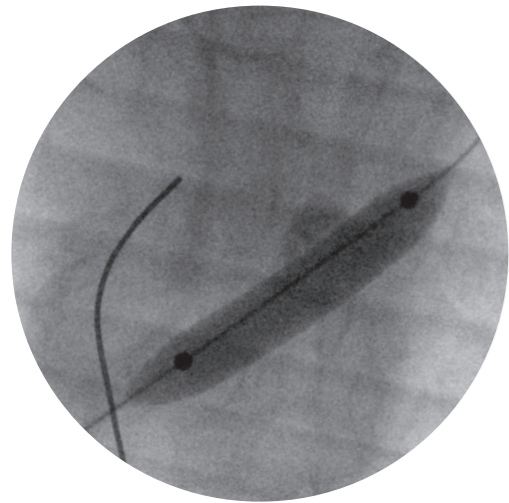
- Low tip entry profile enables tight tracking on the wire
- Robust, flexible shaft design facilitates successful navigation in tortuous vessels

Procedural efficiency

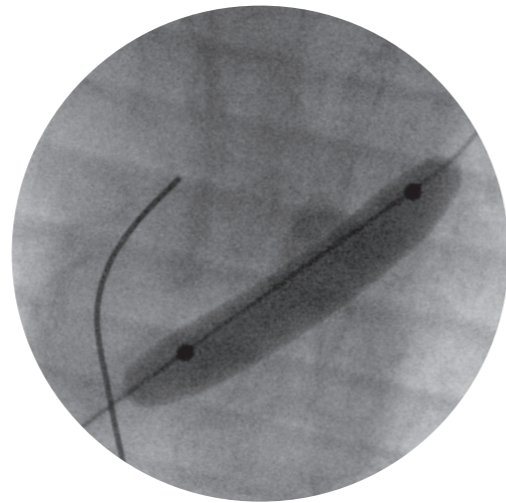
- Rapid deflation time contributes to reduced procedure length
- Balloon material and wall thickness permit reliable balloon rewrap into the sheath

Predictability

- Balloon material and design allow for shape retention at higher pressure
- Focal pressure is exerted on the lesion for controlled, targeted treatment



Fortrex™ balloon pressure is directed toward the lesion



Competitive design pressure is lost longitudinally



Order information

Product catalogue number			Balloon diameter (mm)	Balloon length (mm)	Nominal pressure (atm)	Rated burst pressure (atm)	Recommended introducer sheath (F)
Catheter length 135 cm	Catheter length 80 cm	Catheter length 40 cm					
A35HPV04020135	A35HPV04020080	A35HPV04020040	4	20	12	24	6
A35HPV04040135	A35HPV04040080	A35HPV04040040	4	40	12	24	6
A35HPV04080135	A35HPV04080080	A35HPV04080040	4	80	12	24	6
A35HPV04100135	A35HPV04100080	A35HPV04100040	4	100	12	24	6
A35HPV05020135	A35HPV05020080	A35HPV05020040	5	20	12	24	6
A35HPV05040135	A35HPV05040080	A35HPV05040040	5	40	12	24	6
A35HPV05080135	A35HPV05080080	A35HPV05080040	5	80	12	24	6
A35HPV05100135	A35HPV05100080	A35HPV05100040	5	100	12	24	6
A35HPV06020135	A35HPV06020080	A35HPV06020040	6	20	12	24	6
A35HPV06040135	A35HPV06040080	A35HPV06040040	6	40	12	24	6
A35HPV06080135	A35HPV06080080	A35HPV06080040	6	80	12	23	6
A35HPV06100135	A35HPV06100080	A35HPV06100040	6	100	12	23	6
A35HPV07020135	A35HPV07020080	A35HPV07020040	7	20	9	20	6
A35HPV07040135	A35HPV07040080	A35HPV07040040	7	40	9	20	6
A35HPV07080135	A35HPV07080080	A35HPV07080040	7	80	9	20	6
A35HPV07100135	A35HPV07100080	A35HPV07100040	7	100	9	20	6
A35HPV08040135	A35HPV08040080	A35HPV08040040	8	40	9	20	6
A35HPV08080135	A35HPV08080080	A35HPV08080040	8	80	9	19	6
A35HPV08100135	A35HPV08100080	A35HPV08100040	8	100	9	18	6
A35HPV09040135	A35HPV09040080	A35HPV09040040	9	40	9	18	7
A35HPV09080135	A35HPV09080080	A35HPV09080040	9	80	9	18	7
A35HPV10040135	A35HPV10040080	A35HPV10040040	10	40	8	16	7
A35HPV10080135	A35HPV10080080	A35HPV10080040	10	80	8	16	7
A35HPV12040135	A35HPV12040080	A35HPV12040040	12	40	8	14	7
A35HPV12080135	A35HPV12080080	A35HPV12080040	12	80	7	12	7

Pacific™ Plus

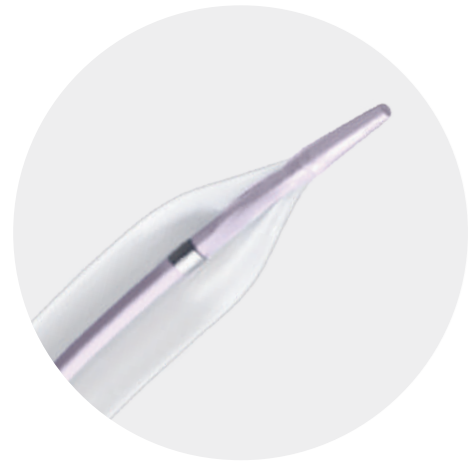
PTA Catheter OTW 0.018"

Versatility for everyday and beyond

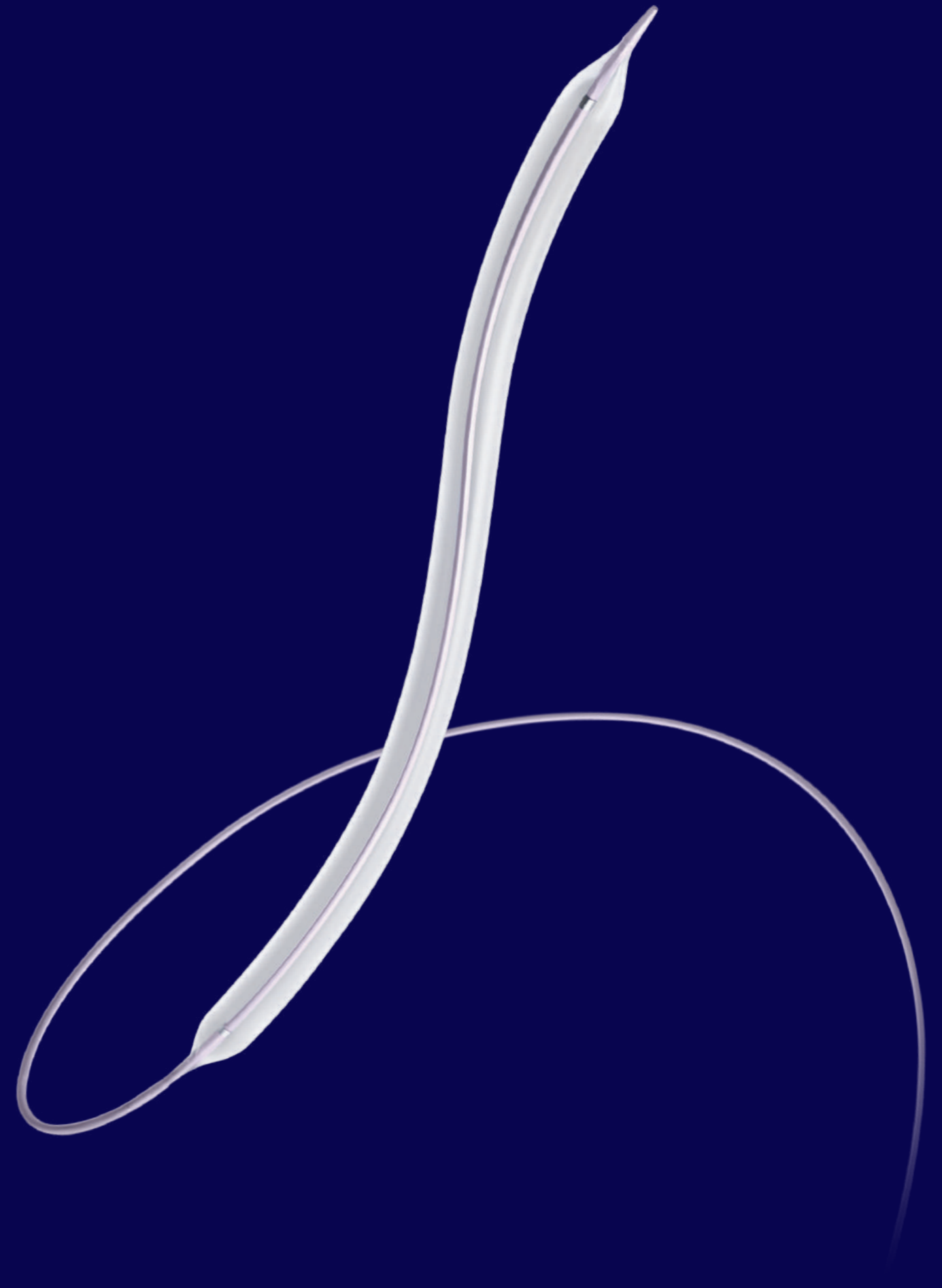
- Versatile shaft lengths and guidewire compatibility for more access options
- Proprietary balloon technology allows for great crossability*
- Improved shaft design for faster deflation*

Technical specifications

Catheter design	Over-the-wire
Balloon coating	Hydrophilic
Balloon marker	2 swaged, platinum iridium
Usable shaft lengths	90, 130 and 180 cm
Introducer sheath compatibility	4.0 F
Guidewire compatibility	0.018"



Tapered tip



*Six samples of each brand tested, 5 mm x 40 mm. Medtronic data on file. CP230TP01R Bench test results may not be indicative of clinical performance.

Order information

Product catalogue number			Balloon diameter (mm)	Balloon length (mm)	Recommended introducer sheath (F)	Nominal pressure (atm)	RBP (atm)
Usable length 90 cm	Usable length 130 cm	Usable length 180 cm					
PCE 020 020 090	PCE 020 020 130		2.00	20	4	8	22
PCE 020 040 090	PCE 020 040 130	PCE 020 040 180	2.00	40	4	8	22
PCE 020 060 090	PCE 020 060 130		2.00	60	4	8	22
PCE 020 080 090	PCE 020 080 130	PCE 020 080 180	2.00	80	4	8	22
PCE 020 120 090	PCE 020 120 130	PCE 020 120 180	2.00	120	4	8	22
PCE 020 150 090	PCE 020 150 130	PCE 020 150 180	2.00	150	4	8	22
PCE 025 020 090	PCE 025 020 130		2.50	20	4	8	16
PCE 025 040 090	PCE 025 040 130	PCE 025 040 180	2.50	40	4	8	16
PCE 025 060 090	PCE 025 060 130		2.50	60	4	8	16
PCE 025 080 090	PCE 025 080 130	PCE 025 080 180	2.50	80	4	8	16
PCE 025 120 090	PCE 025 120 130	PCE 025 120 180	2.50	120	4	8	16
PCE 025 150 090	PCE 025 150 130	PCE 025 150 180	2.50	150	4	8	16
PCE 030 020 090	PCE 030 020 130		3.00	20	4	8	16
PCE 030 040 090	PCE 030 040 130	PCE 030 040 180	3.00	40	4	8	16
PCE 030 060 090	PCE 030 060 130		3.00	60	4	8	16
PCE 030 080 090	PCE 030 080 130	PCE 030 080 180	3.00	80	4	8	16
PCE 030 120 090	PCE 030 120 130	PCE 030 120 180	3.00	120	4	8	16
PCE 030 150 090	PCE 030 150 130	PCE 030 150 180	3.00	150	4	8	16
PCE 035 020 090	PCE 035 020 130		3.50	20	4	8	16
PCE 035 040 090	PCE 035 040 130		3.50	40	4	8	16
PCE 035 060 090	PCE 035 060 130		3.50	60	4	8	16
PCE 035 080 090	PCE 035 080 130		3.50	80	4	8	16
PCE 035 120 090	PCE 035 120 130		3.50	120	4	8	16
PCE 035 150 090	PCE 035 150 130		3.50	150	4	8	16

Amphirion™ Deep

PTA Catheter

Easy access to the extremities*

- Tip profile (0.017")
- LFC hydrophilic coating
- Three-step shaft design to optimize tracking through distal vessels
- Reinforced proximal shaft design for strong pushability
- 4 F compatible in all sizes

Balloon sizes to accommodate your needs*

- Size range 2.0-4.0 mm in diameter and 20-210 mm in length
- Long balloons (up to 210 mm) are suited for treatment of extremely diffuse lesions

Conformable balloon material*

- Proprietary polymer blend provides wonderful conformability

Tapered balloon*

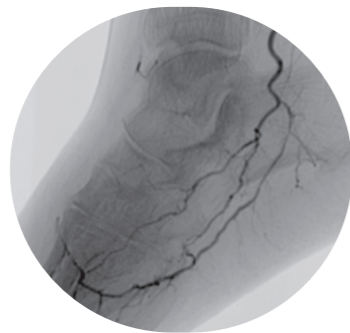
- The 210 mm balloon tapers by 0.5 mm to respect the arterial anatomy

Technical specifications

Catheter design	Over-the-wire
Balloon marker	1/2 swaged, platinum iridium
Shaft diameter	Proximal 3.9 F, middle 3.3 F, distal 2.8 F
Introducer sheath compatibility	4 F
Guidewire compatibility	0.014"
Nominal pressure	7 atm



Image courtesy of
Dr. Marco Manzi, Italy.



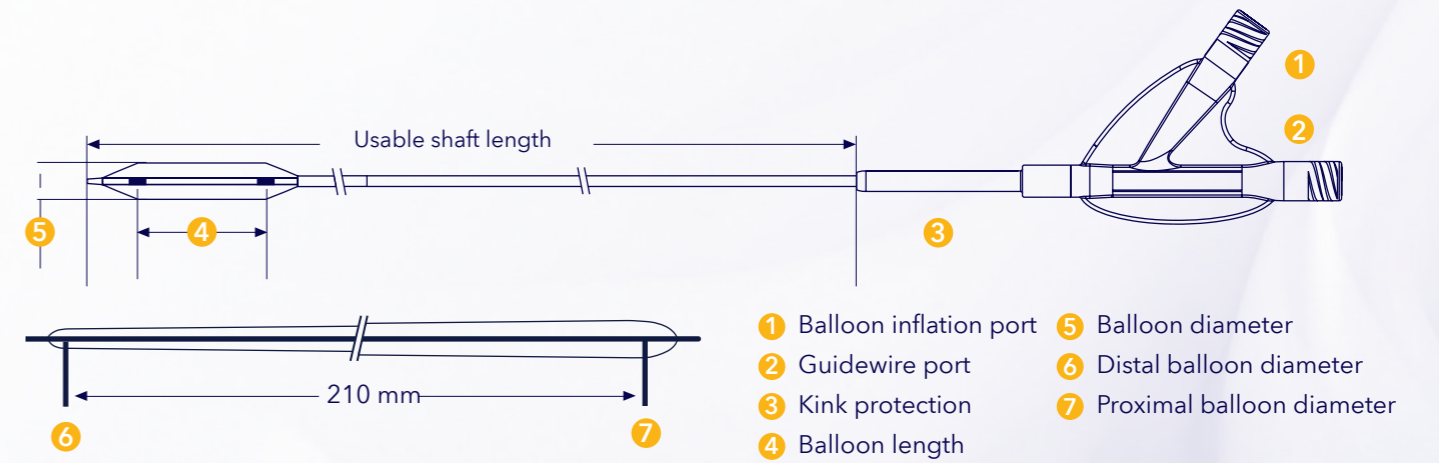
Below the ankle



*Bench test data on file with Medtronic CP134BT01R. Test data not indicative of clinical performance.

Order information

Product catalogue number		Balloon diameter (mm)	Balloon length (mm)	Recom. introducer sheath (F)	Nominal pressure (bar)	RBP (bar)
OTW usable length 120 cm	OTW usable length 150 cm					
AMD 020 040 002	AMD 020 040 152	2.0	40	4	7	15
AMD 020 080 002	AMD 020 080 152	2.0	80	4	7	14
AMD 020 120 002	AMD 020 120 152	2.0	120	4	7	14
AMD 020 150 002	AMD 020 150 152	2.0	150	4	7	14
AMD 025 040 002	AMD 025 040 152	2.5	40	4	7	16
AMD 025 080 002	AMD 025 080 152	2.5	80	4	7	15
AMD 025 120 002	AMD 025 120 152	2.5	120	4	7	14
AMD 025 150 002	AMD 025 150 152	2.5	150	4	7	14
AMD 030 040 002	AMD 030 040 152	3.0	40	4	7	16
AMD 030 080 002	AMD 030 080 152	3.0	80	4	7	15
AMD 030 120 002	AMD 030 120 152	3.0	120	4	7	14
AMD 030 150 002	AMD 030 150 152	3.0	150	4	7	14
AMD 035 040 002	AMD 035 040 152	3.5	40	4	7	16
AMD 035 080 002	AMD 035 080 152	3.5	80	4	7	15
AMD 035 120 002	AMD 035 120 152	3.5	120	4	7	14
AMD 035 150 002	AMD 035 150 152	3.5	150	4	7	14
AMD 040 040 002	AMD 040 040 152	4.0	40	4	7	16
AMD 040 080 002	AMD 040 080 152	4.0	80	4	7	15
AMD 040 120 002	AMD 040 120 152	4.0	120	4	7	14
AMD 040 150 002	AMD 040 150 152	4.0	150	4	7	14
AMD 225 210 002	AMD 225 210 152	2.0/2.5	210	4	7	14
AMD 253 210 002	AMD 253 210 152	2.5/3.0	210	4	7	14
AMD 335 210 002	AMD 335 210 152	3.0/3.5	210	4	7	14
AMD 354 210 002	AMD 354 210 152	3.5/4.0	210	4	7	14



NanoCross™ Elite


PTA Balloon Dilatation Catheter OTW 0.014"

NanoCross™ Elite, the next generation 0.014" PTA balloon, with its 360° beveled tip, provides smooth transition from wire to tip.

The SlimTec™ balloon-folding process is designed to provide the lowest 0.014" crossing profile.

Technical specifications

Catheter design	Over-the-wire
Useable catheter lengths	90 and 150 cm
Introducer sheath compatibility	4 F
Guidewire compatibility	0.014"



Order information

Product catalogue number		Balloon diameter (mm)	Balloon length (mm)	Nominal pressure (atm)	Pressure (atm)	Introducer sheath (F)
Catheter length 90 cm	Catheter length 150 cm					
AB14W015020090	AB14W015020150	1.5	20	8	14	4
AB14W015040090	AB14W015040150	1.5	40	8	14	4
AB14W020020090	AB14W020020150	2	20	8	14	4
AB14W020040090	AB14W020040150	2	40	8	14	4
AB14W020060090	AB14W020060150	2	60	8	14	4
AB14W020080090	AB14W020080150	2	80	8	14	4
AB14W020100090	AB14W020100150	2	100	8	14	4
AB14W020120090	AB14W020120150	2	120	8	14	4
AB14W020150090	AB14W020150150	2	150	8	14	4
AB14W020210090	AB14W020210150	2	210	8	14	4
AB14W025020090	AB14W025020150	2.5	20	8	14	4
AB14W025040090	AB14W025040150	2.5	40	8	14	4
AB14W025060090	AB14W025060150	2.5	60	8	14	4
AB14W025080090	AB14W025080150	2.5	80	8	14	4
AB14W025100090	AB14W025100150	2.5	100	8	14	4
AB14W025120090	AB14W025120150	2.5	120	8	14	4
AB14W025150090	AB14W025150150	2.5	150	8	14	4
AB14W025210090	AB14W025210150	2.5	210	8	14	4
AB14W030020090	AB14W030020150	3	20	8	14	4
AB14W030040090	AB14W030040150	3	40	8	14	4
AB14W030060090	AB14W030060150	3	60	8	14	4
AB14W030080090	AB14W030080150	3	80	8	14	4
AB14W030100090	AB14W030100150	3	100	8	14	4
AB14W030120090	AB14W030120150	3	120	8	14	4
AB14W030150090	AB14W030150150	3	150	8	14	4
AB14W030210090	AB14W030210150	3	210	8	14	4
AB14W035020090	AB14W035020150	3.5	20	8	14	4
AB14W035040090	AB14W035040150	3.5	40	8	14	4
AB14W035060090	AB14W035060150	3.5	60	8	14	4

Order information

Product catalogue number		Balloon diameter (mm)	Balloon length (mm)	Nominal pressure (atm)	Pressure (atm)	Introducer sheath (F)
Catheter length 90 cm	Catheter length 150 cm					
AB14W035080090	AB14W035080150	3.5	80	8	14	4
AB14W035100090	AB14W035100150	3.5	100	8	14	4
AB14W035120090	AB14W035120150	3.5	120	8	14	4
AB14W035150090	AB14W035150150	3.5	150	8	14	4
AB14W035210090	AB14W035210150	3.5	210	8	14	4
AB14W040020090	AB14W040020150	4	20	8	14	4
AB14W040040090	AB14W040040150	4	40	8	14	4
AB14W040060090	AB14W040060150	4	60	8	14	4
AB14W040080090	AB14W040080150	4	80	8	14	4
AB14W040100090	AB14W040100150	4	120	8	14	4
AB14W040120090	AB14W040120150	4	100	8	14	4
AB14W040150090	AB14W040150150	4	150	8	14	4
AB14W040210090	AB14W040210150	4	210	8	14	4
AB14W050020090	AB14W050020150	5	20	8	14	5
AB14W050040090	AB14W050040150	5	40	8	14	5
AB14W050060090	AB14W050060150	5	60	8	14	5
AB14W050080090	AB14W050080150	5	80	8	14	5
AB14W050100090	AB14W050100150	5	100	8	14	5
AB14W050120090	AB14W050120150	5	120	8	14	5
AB14W050150090	AB14W050150150	5	150	8	14	5
AB14W050200090	AB14W050200150	5	200	8	14	5
AB14W060020090	AB14W060020150	6	20	8	14	5
AB14W060040090	AB14W060040150	6	40	8	14	5
AB14W060060090	AB14W060060150	6	60	8	14	5
AB14W060080090	AB14W060080150	6	80	8	14	5
AB14W060100090	AB14W060100150	6	100	8	14	5
AB14W060120090	AB14W060120150	6	120	8	14	5
AB14W060150090	AB14W060150150	6	150	8	14	5
AB14W060200090	AB14W060200150	6	200	8	14	6

RapidCross™

Rapid Exchange Balloon Dilatation Catheter

RapidCross™ 0.014 PTA Catheter was developed exclusively for below-the-knee treatment. Every detail, from the 0.017" tip entry profile to the Rapid Exchange Port construction was thoughtfully designed for exceptional performance.

Low profile

- For ease in crossing

Dual middle marker bands*

- For enhanced visualization and accuracy

Tapered long balloon**


- Tailored to distal tibial and pedal anatomy

Maximum inner lumen

- For 2-3 times faster deflation

Proprietary balloon coating

- Ensures sustained lubricity for crossing challenging lesions



*Dual middle marker bands available on 150 mm and 210 mm balloon lengths.

**Tapered balloon available in 210 mm balloon length.

Order information

Product catalogue number		Balloon diameter (mm)	Balloon length (mm)	Nominal pressure (atm)	Rated burst pressure (atm)	Recommended introducer sheath (F)
Catheter shaft length 90 cm	Catheter shaft length 170 cm					
A14BX020020090	A14BX020020170	2.0	20	8	14	4
A14BX020040090	A14BX020040170	2.0	40	8	14	4
A14BX020060090	A14BX020060170	2.0	60	8	14	4
A14BX020080090	A14BX020080170	2.0	80	8	14	4
A14BX020100090	A14BX020100170	2.0	100	8	14	4
A14BX020120090	A14BX020120170	2.0	120	8	14	4
A14BX020150090	A14BX020150170	2.0	150	8	14	4
A14BX020210090	A14BX020210170	2.0 proximal / 1.5 distal	210	8	14	4
A14BX025020090	A14BX025020170	2.5	20	8	14	4
A14BX025040090	A14BX025040170	2.5	40	8	14	4
A14BX025060090	A14BX025060170	2.5	60	8	14	4
A14BX025080090	A14BX025080170	2.5	80	8	14	4
A14BX025100090	A14BX025100170	2.5	100	8	14	4
A14BX025120090	A14BX025120170	2.5	120	8	14	4
A14BX025150090	A14BX025150170	2.5	150	8	14	4
A14BX025210090	A14BX025210170	2.5 proximal / 2.0 distal	210	8	14	4
A14BX030020090	A14BX030020170	3	20	8	14	4
A14BX030040090	A14BX030040170	3	40	8	14	4
A14BX030060090	A14BX030060170	3	60	8	14	4
A14BX030080090	A14BX030080170	3	80	8	14	4
A14BX030100090	A14BX030100170	3	100	8	14	4
A14BX030120090	A14BX030120170	3	120	8	14	4
A14BX030150090	A14BX030150170	3	150	8	14	4
A14BX030210090	A14BX030210170	3.0 proximal / 2.5 distal	210	8	14	4
A14BX035020090	A14BX035020170	3.5	20	8	14	4
A14BX035040090	A14BX035040170	3.5	40	8	14	4
A14BX035060090	A14BX035060170	3.5	60	8	14	4

Order information

Product catalogue number		Balloon diameter (mm)	Balloon length (mm)	Nominal pressure (atm)	Rated burst pressure (atm)	Recommended introducer sheath (F)
Catheter shaft length 90 cm	Catheter shaft length 170 cm					
A14BX035080090	A14BX035080170	3.5	80	8	14	4
A14BX035100090	A14BX035100170	3.5	100	8	14	4
A14BX035120090	A14BX035120170	3.5	120	8	14	4
A14BX035150090	A14BX035150170	3.5	150	8	14	4
A14BX035210090	A14BX035210170	3.5 proximal / 3.0 distal	210	8	14	4
A14BX040020090	A14BX040020170	4	20	8	14	4
A14BX040040090	A14BX040040170	4	40	8	14	4
A14BX040060090	A14BX040060170	4	60	8	14	4
A14BX040080090	A14BX040080170	4	80	8	14	4
A14BX040100090	A14BX040100170	4	100	8	14	4
A14BX040120090	A14BX040120170	4	120	8	14	4
A14BX040150090	A14BX040150170	4	150	8	14	4
A14BX040210090	A14BX040210170	4.0 proximal / 3.5 distal	210	8	14	4

Chocolate™


PTA Balloon Catheter

Minimize vessel trauma, dissections and the need for bailout stenting above or below the knee with the Chocolate™ PTA Balloon. The balloon's unique nitinol-constraining structure creates pillows and grooves that provide a predictable, uniform, and atraumatic dilatation.

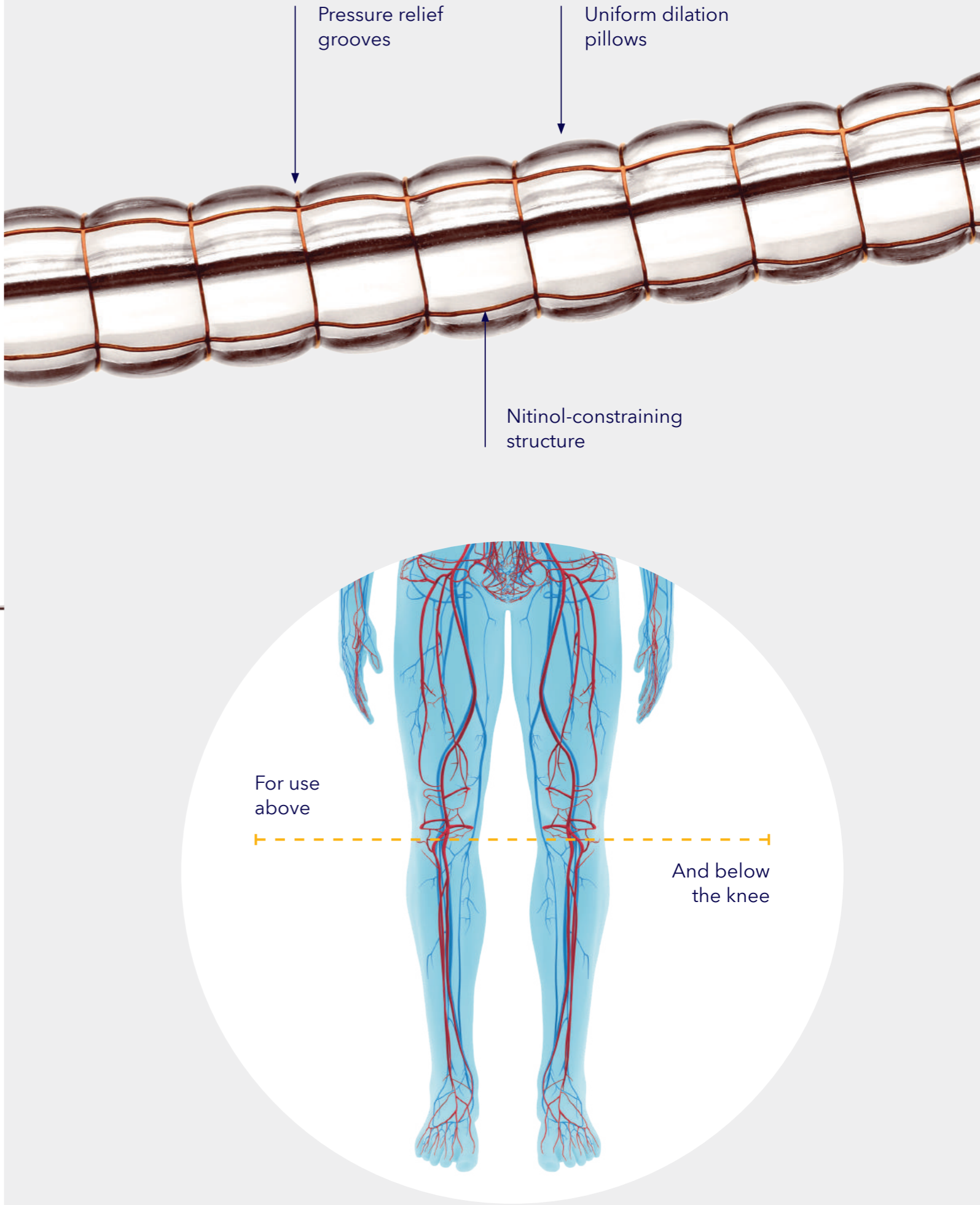
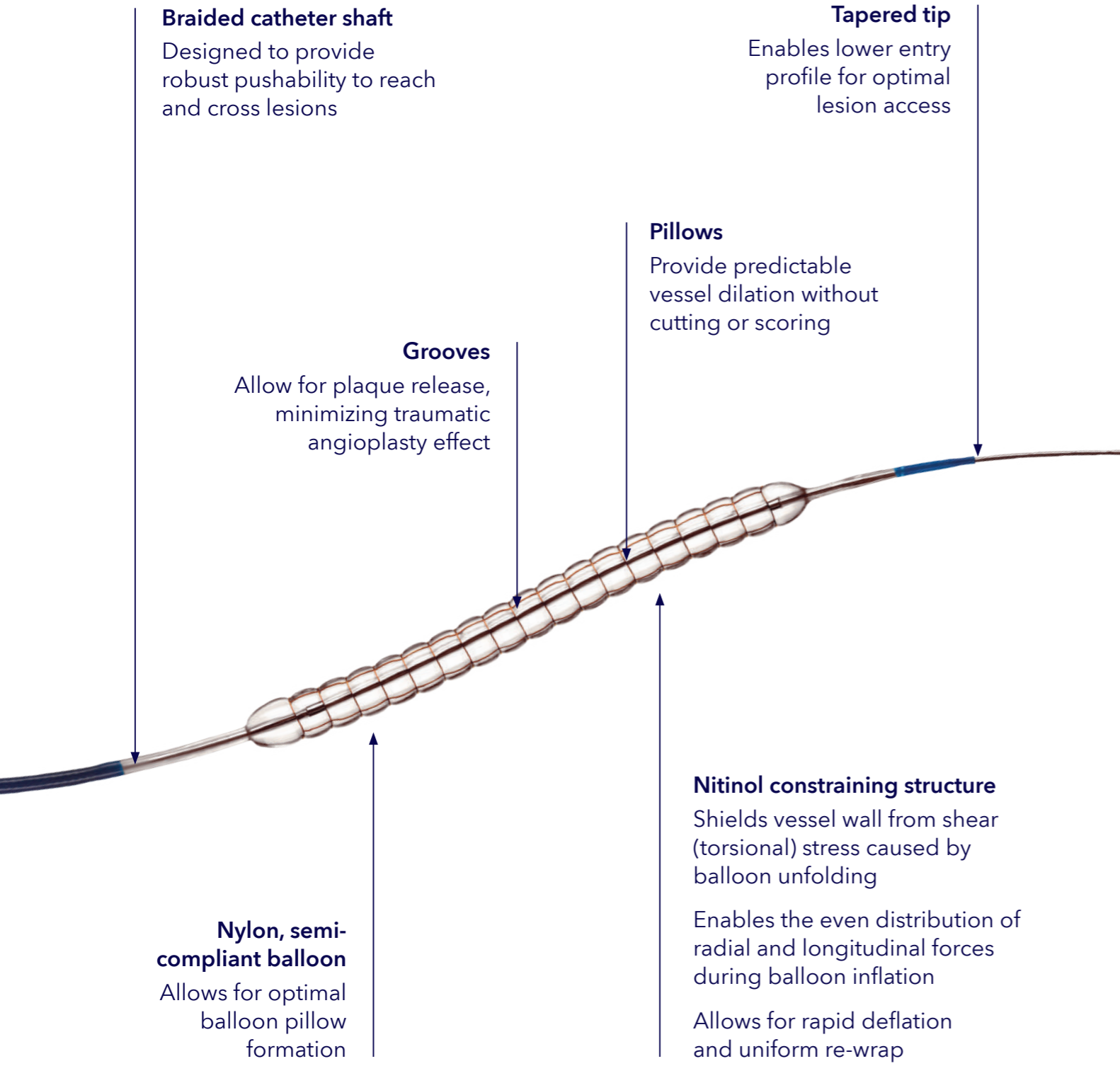
- Minimize vessel trauma
- Reduce dissections
- Decrease bailout stenting

Technical specifications

Catheter design	Over-the-wire
Usable catheter lengths	120, 135, and 150 cm
Introducer sheath compatibility	5 and 6 F
Guidewire compatibility	0.014" and 0.018"



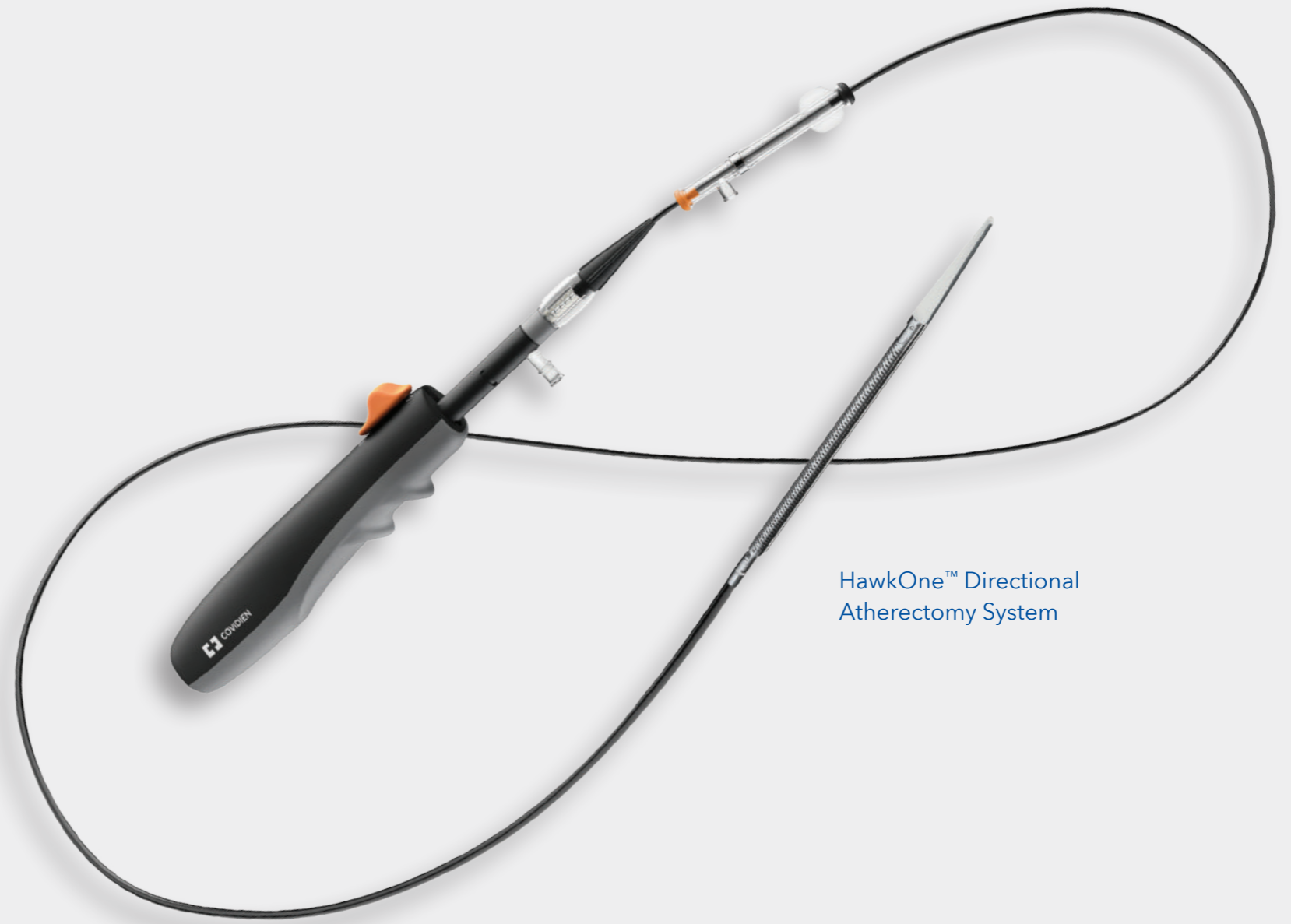
Chocolate™ PTA Balloon Catheter



Order information

Product catalogue number	Balloon diameter (mm)	Balloon length (mm)	Catheter length (cm)	Guidewire (in)	Introducer sheath (F)	Nominal pressure (atm)	Rated burst pressure (atm)
CB1415025040 OTW	2.5	40	150	0.014	5	9	14
CB1415025080 OTW	2.5	80	150	0.014	5	9	14
CB1415025120 OTW	2.5	120	150	0.014	5	9	14
CB1415030040 OTW	3.0	40	150	0.014	5	9	14
CB1415030080 OTW	3.0	80	150	0.014	5	9	14
CB1415030120 OTW	3.0	120	150	0.014	5	9	14
CB1413535040 OTW	3.5	40	135	0.014	5	9	14
CB1413535080 OTW	3.5	80	135	0.014	5	9	14
CB1413535120 OTW	3.5	120	135	0.014	5	9	14
CB1413540040 OTW	4.0	40	135	0.014	5	9	14
CB1413540080 OTW	4.0	80	135	0.014	5	9	14
CB1413540120 OTW	4.0	120	135	0.014	5	9	14
CB1812050040 OTW	5.0	40	120	0.018	6	6	12
CB1812050080 OTW	5.0	80	120	0.018	6	6	12
CB1812050120 OTW	5.0	120	120	0.018	6	6	12
CB1812060040 OTW	6.0	40	120	0.018	6	6	12
CB1812060080 OTW	6.0	80	120	0.018	6	6	12
CB1812060120 OTW	6.0	120	120	0.018	6	6	12

Directional atherectomy



HawkOne™ Directional
Atherectomy System

HawkOne™

Directional Atherectomy System

One device for above and below the knee available in 6 F and 7 F sizes

Just as the name implies, the HawkOne™ Directional Atherectomy System is one device that treats all morphologies¹, including severe calcium, and offers procedural efficiency with enhanced cutting, crossing, and cleaning capabilities.*

One device that:

- Treats all morphologies
- Offers procedural efficiency
- Restores blood flow in PAD patients



Cutting blade

Four contoured cutting blades engage and treat all atherosclerotic morphologies.



Cutter driver

Ergonomically redesigned to effectively treat all atherosclerotic plaque.



Drive shaft

A four-layered, counter-wound design efficiently transmits power, offering a 25% improvement* in torsional performance.



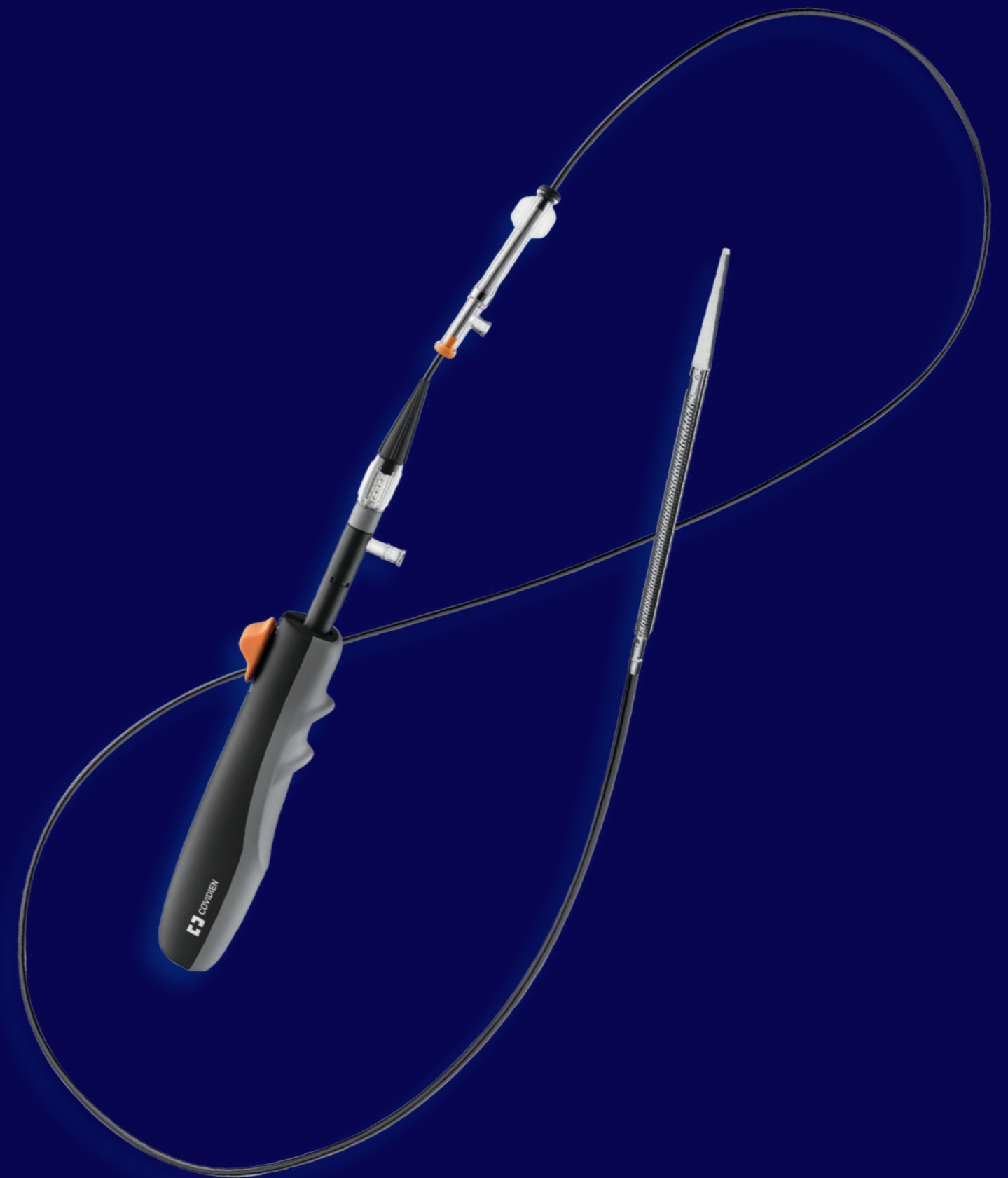
Distal tip

A tapered, radiopaque distal tip provides enhanced* deliverability and visualization under angiography.



Jog

Optimized* for improved engagement in calcified lesions with no increase in cut depth.



¹ HawkOne™ Bench Performance Verification Testing (RE-PV13728); Calcified Cutting Efficiency Bench Validation Data (RE-PV13729).

*Comparison and claims in reference to the TurboHawk™ High Efficiency Cutter.

Unlike orbital, laser, or rotational atherectomy, the HawkOne™ Directional Atherectomy System, with its directional cutting design, offers the greatest versatility when treating PAD. Whether your atherectomy goal is to maximize luminal gain², to create in-line flow, or to target eccentric circumferential disease, the HawkOne™ is your go-to choice.

Order information

HawkOne™ Directional Atherectomy System

	Model name	Product catalogue number	Vessel diameter (mm)	Sheath compatibility (F)	Crossing profile (mm)	Working length ³ (cm)	Effective length ⁴ (cm)	Tip length (cm)	Max. cut length (mm)
6 F	HawkOne™ M*	H1-M-INT	3.0-7.0	6	2.2	135	129	5.9	40
	HawkOne™ S*	H1-S-INT	2.0-4.0	6	2.2	151	145	5.9	40
7 F	HawkOne™ LS standard tip*	H1-LS-INT	3.5-7.0	7	2.6	114	107	6.6	50
	HawkOne™ LX extended tip*	H1-LX-INT	3.5-7.0	7	2.6	114	104	9.6	75

Atherectomy systems

		Directional	Orbital	Laser	Rotational
Plaque modification	Maximize lumen gain	X			
	Restore in-line flow	X	X	X	X
Lesion morphology	Treat severe calcium	X	X		X
	Treat soft-moderate plaque	X		X	X
Plaque distribution	Target eccentric disease	X			
	Target circumferential disease	X	X	X	X

↑ MOST VERSATILE ↓

Max guidewire is 0.014" for HawkOne™ device.

*Cutter driver H1-14550 needs to be ordered separately with this catalogue number.

² During Definitive LE clinical trial physicians were able to achieve technical success defined by debulking to < 30% stenosis.

Reference DEFINITIVE LE clinical trial: James F. McKinsey, MD, Thomas Zeller, MD, Krishna Rocha-Singh, MD, Michael R. Jaff, DO, and Lawrence A. Garcia, MD, Lower Extremity Revascularization Using Directional Atherectomy:

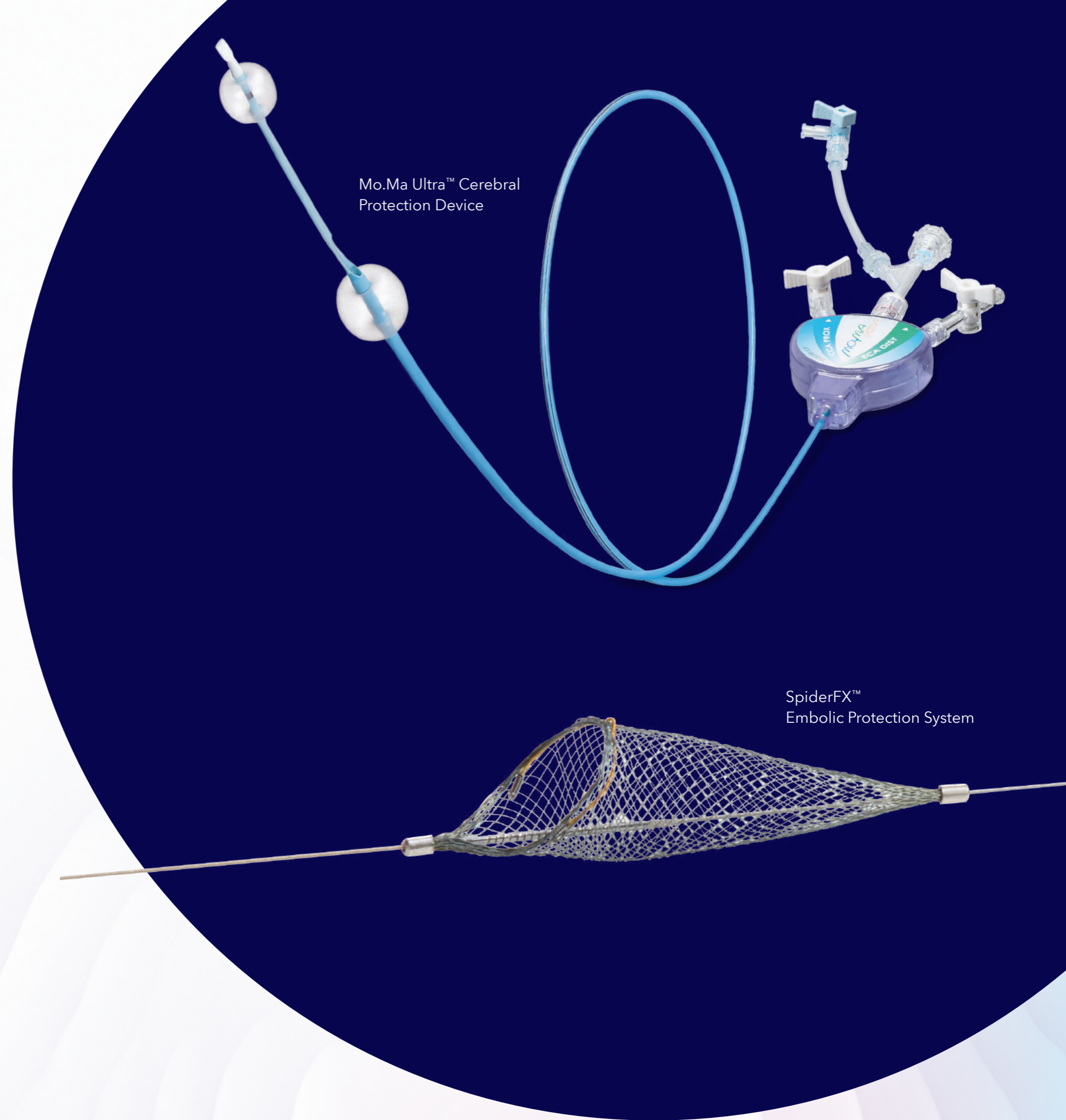
12 Month Prospective Results of the DEFINITIVE LE Study, JACC: Cardiovascular Interventions 7 (2014) pp. 923-933, 10.1016/j.jcin.2014.05.006.

³ HawkOne™ Working Length - Distal end of pre-loaded flush tool, in the proximal position, to the distal end of tip.

⁴ HawkOne™ Effective Length - Distal end of pre-loaded flush tool, in the proximal position, to the proximal end of cutter window.

Embololic protection devices

Mo.Ma Ultra™ Cerebral Protection Device



SpiderFX™
Embololic Protection System

Mo.Ma Ultra™

Proximal Cerebral Protection Device

Protection and control.**

Guide-catheter technology

- Provides excellent trackability, support, and stability for ease of lesion crossing and accurate stent deployment

Effective aspiration

- Working channel exit port distal to common carotid artery balloon provides lesion access and effective, efficient aspiration of debris[†]

Radiopaque markers

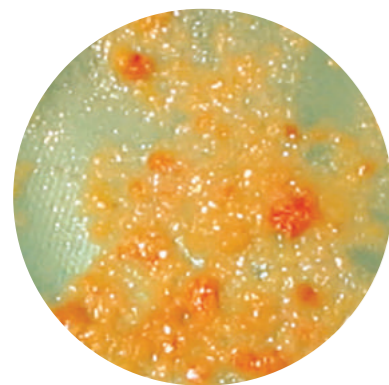
- Centrally located in each balloon for precise positioning and orientation

High capture efficiency

- Removal of all sizes of debris through aspiration[†]

Technical specifications

Balloon material	Compliant elastomeric rubber
Balloon marker distance	6 cm*
Distal shaft profile	5 F*
Recommended guidewire	0.035" (0.89 mm)
Balloon occlusion range	Up to 13 mm (CCA prox. balloon) Up to 6 mm* (ECA dist. balloon)



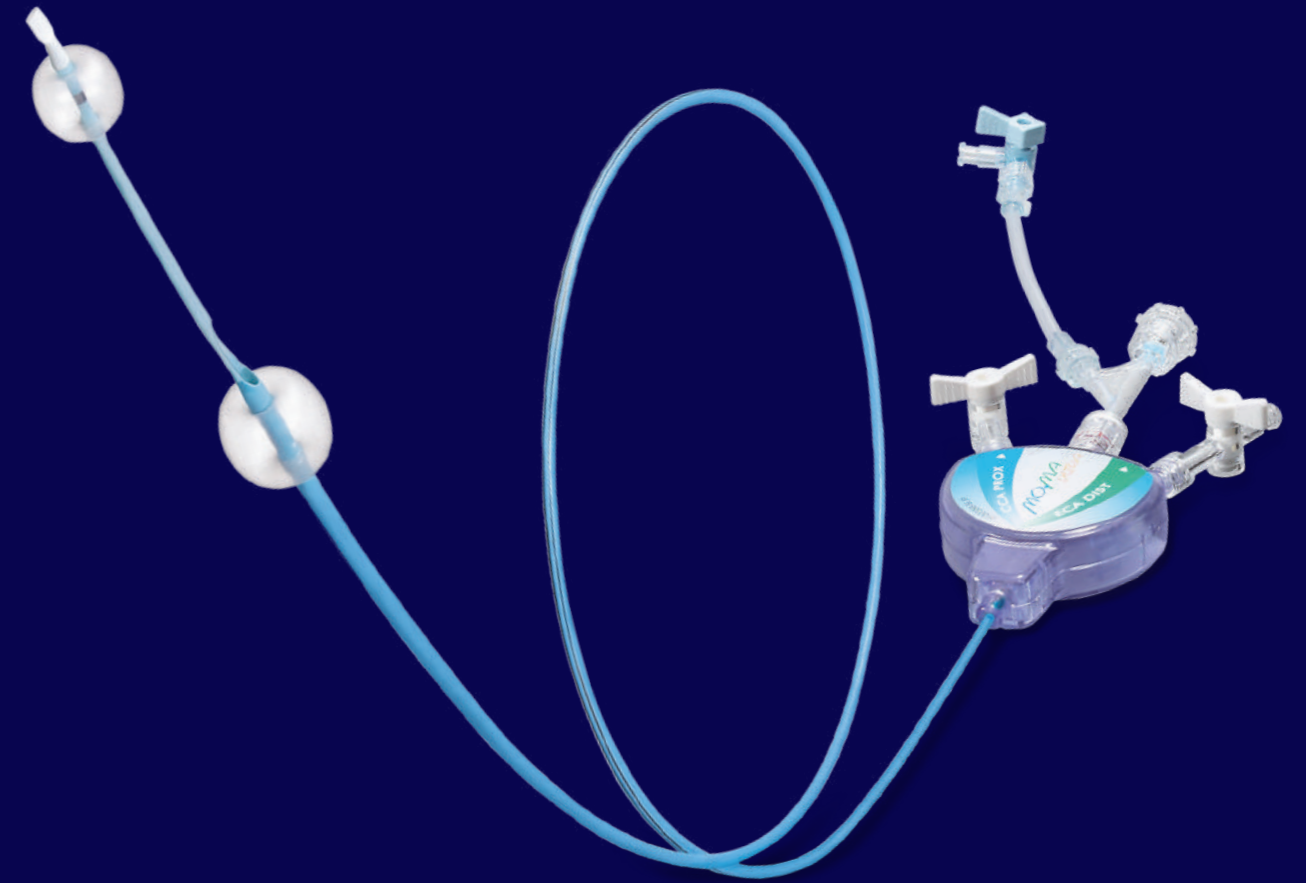
All sizes of debris are captured

* Double-Occlusion balloon system only

** Test data on file at Medtronic. UC202115163EN_Claims matrix Mo.Ma Ultra™. Bench test results may not be indicative of clinical performance.

† See Instructions for Use for complete procedure requirements.

† Data on file at Medtronic. UC202115163EN_Claims matrix Mo.Ma Ultra™.

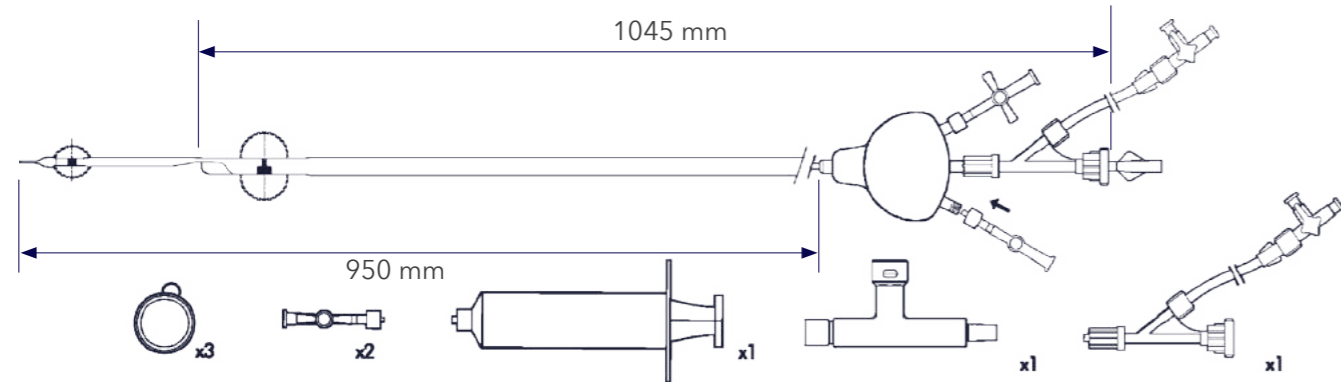


Double-occlusion balloon system**

Utilizes highly-compliant, elastomeric balloons that provide atraumatic flow suspension and stability.

Order information

Product catalogue number Double balloon	Minimum sheath size	Inner diameter of the working channel
MOM0130068X5	8 F	0.069" / 1.76 mm
MOM0130069X6	9 F	0.083" / 2.12 mm



SpiderFX™

Embololic Protection System

The SpiderFX™ System is the only embolic protection device that works with any 0.014" or 0.018" guidewire of choice to cross the most challenging lesions. The device offers enhanced visibility due to the nitinol frame with gold / tungsten marker. The extensive product portfolio permits treatment within a range of vessel sizes from 2 mm to 7 mm. The SpiderFX™ System is compatible with a guide catheter / sheath minimum ID of 0.066" (typically a 6 F guide catheter or 5 F access / long sheath). Check catheter manufacturer information for size compatibility.

The use of the SpiderFX™ device is strongly associated with:

- Shorter inpatient hospital stays
- Lower ICU utilization rate
- Shorter OR times

Basket design

- The unique braided nitinol filter conforms to the vessel wall and maintains full-wall apposition during the intervention. Flow is directed into the filter's conical design, effectively capturing debris while maintaining blood flow

Visible markers

- A gold tungsten loop around the mouth of the filter, along with radiopaque markers, allows for precise positioning and verification of apposition before proceeding with the intervention

Wire movement

- The capture wire (available in 190 cm and 320 cm lengths) rotates and moves longitudinally, independent of the filter, for enhanced stability during the procedure
- The SpiderFX™ device is available in a variety of sizes (3 - 7 mm) for optimal fit and apposition in a range of vessels

How to snap from a 320cm to 190cm wire length

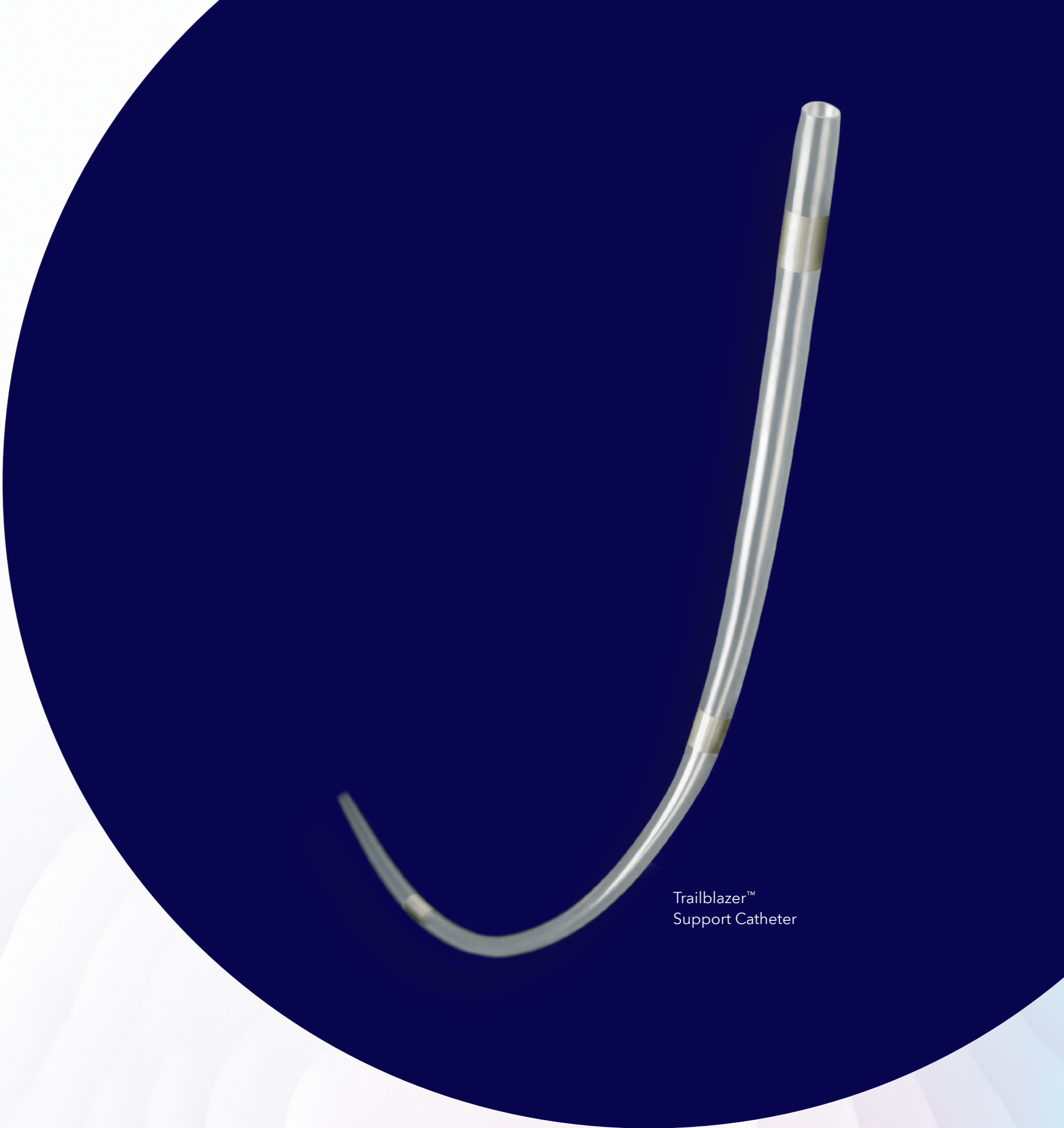
The convertible 320/190 Capture Wire is scored, allowing the wire to be snapped to a 190 cm usable length for use with rapid exchange systems, if desired. The distal portion of the Capture Wire for rapid exchange use is gold. The proximal portion for standard over-the-wire use is black.



Order information

Product catalogue number (1/Box)	Capture wire				Delivery catheter cross profile (F)	Recovery catheter diameter (F)	Guide catheter sheath minimum ID (inch)
	Filter size (mm)	Target vessel size (mm)	Wire length OTW/RX (cm)	Wire diameter (inch / mm)			
SPD2-030-320	3.0	2.0-3.0	320 / 190	0.014 / 0.36	3.2	4.2	0.066
SPD2-040-320	4.0	3.1-4.0	320 / 190	0.014 / 0.36	3.2	4.2	0.066
SPD2-050-320	5.0	4.1-5.0	320 / 190	0.014 / 0.36	3.2	4.2	0.066
SPD2-060-320	6.0	4.5-6.0	320 / 190	0.014 / 0.36	3.2	4.2	0.066
SPD2-070-320	7.0	5.5-7.0	320 / 190	0.014 / 0.36	3.2	4.2	0.066

Crossing catheters



Trailblazer™
Support Catheter

TrailBlazer™

Support Catheter


TrailBlazer™ Support Catheter is a single lumen over-the-wire support catheter with a low-profile, tapered tip. Three platinum / iridium markers are embedded between the two layers of this seamless catheter. TrailBlazer™ is designed for increased pushability for crossing tight stenoses and occlusions.

Each box includes:

Five catheters in single sterile pouches.

Order information

Product catalogue number (5/box)	Guidewire compatibility (inch)	Usable catheter length (cm)	Space between radiopaque markers (mm)	Minimum guide catheter (F)	Minimum introducer sheath (F)
SC-035-065	0.035	65	50	6	5
SC-035-090	0.035	90	50	6	5
SC-035-135	0.035	135	50	6	5
SC-035-150	0.035	150	50	6	5
SC-018-090	0.018	90	15	5	4
SC-018-135	0.018	135	15	5	4
SC-018-150	0.018	150	15	5	4
SC-014-135	0.014	135	15	5	4
SC-014-150	0.014	150	15	5	4



TrailBlazer™

Angled Support Catheter

Braided catheter

Stainless steel braid provides robust pushability and kink resistance

Ultra-low profile tip

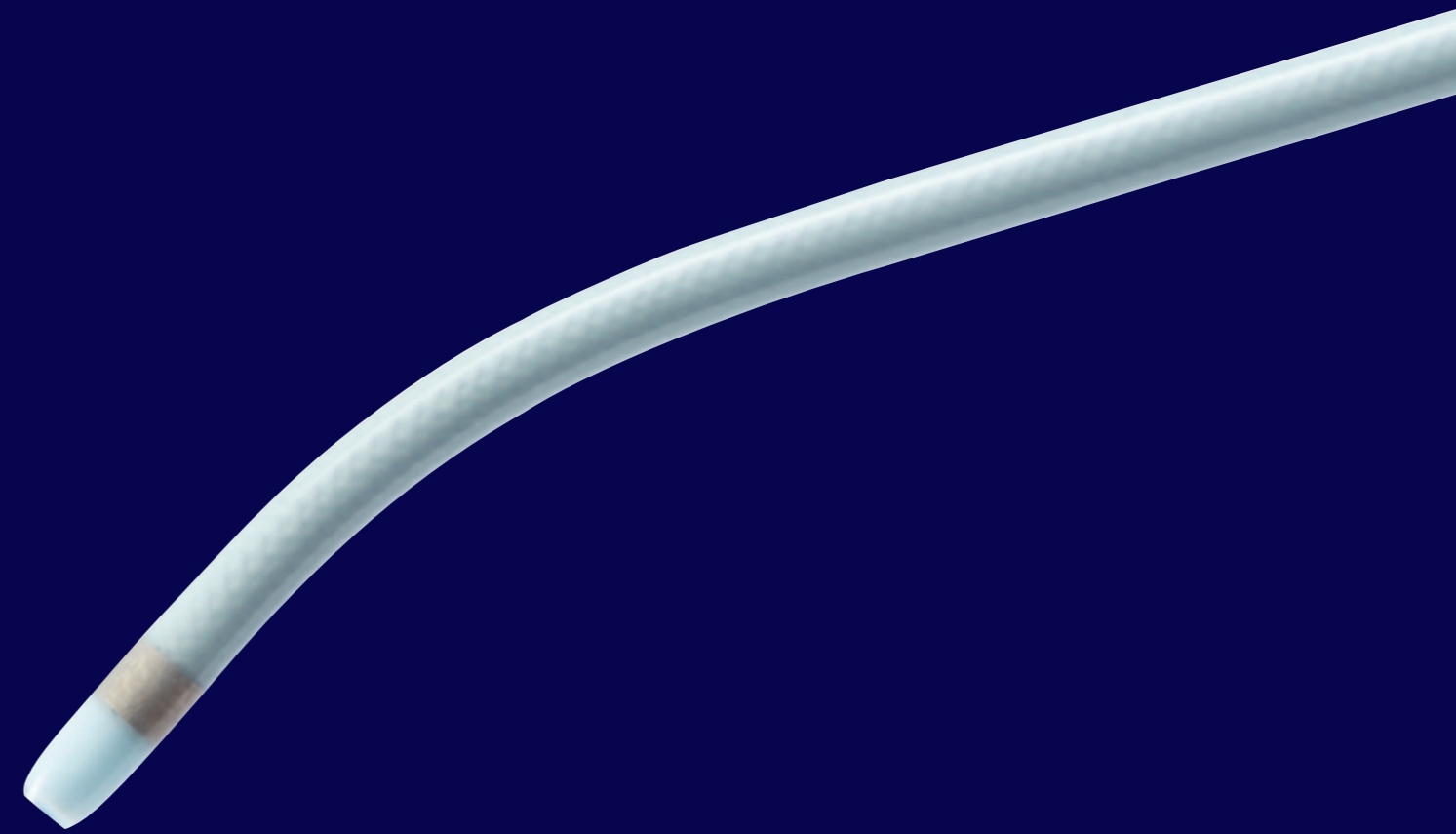
Tapered design provides low lesion entry to aid in crossing

1:1 torque

Reliable rotational control

Order information

	Minimum guide sheath (F)	Minimum introducer sheath (F)	Marker band space (mm)	Size outer diameter (in)	Product catalogue number			
					65 cm	90 cm	135 cm	150 cm
0.014"	5	4	15	0.030" (2.3 F)		ASC-014-090	ASC-014-135	ASC-014-150
0.018"	5	4	15	0.034" (2.6 F)		ASC-018-090	ASC-018-135	ASC-018-150
0.035"	5	4	50	0.050"	ASC-035-065	ASC-035-090	ASC-035-135	ASC-035-150




CTO devices



Enteer™
Re-entry Catheter

The Enteer Re-entry Catheter is a thin, white, flexible catheter with a looped tip. The tip is shown in a retracted position, revealing a sharp, needle-like point. The catheter is set against a dark blue circular background.



Viance™
Crossing Catheter

The Viance Crossing Catheter is a thin, white, flexible catheter with a long, straight, and slightly curved tip. The tip is shown in a retracted position, revealing a sharp, needle-like point. The catheter is set against a dark blue circular background.

Re-entry Catheter

The Enteer™ Re-entry System, consisting of the catheter and guidewire, gives you intuitive control to reliably target the true lumen from the subintimal channel above or below the knee.

The system requires no capital equipment. It's designed to be nothing less than a precise extension of your own expert hand.

Flat-shaped self-orienting balloon

The Enteer™ Catheter's unique balloon design self-ori-ents towards the true lumen within the subintimal space when inflated.

180° and offset exit ports

Offset exit ports are located on each side of the device, allowing the Enteer™ guidewire to re-enter the correct port into the true lumen.


OTW 0.014" and 0.018" guidewire compatible

Allows for flexibility during your case and minimizes guidewire exchanges.

Order information

Product catalogue number	Balloon size (W x H x L mm)	Working length (cm)	Guidewire compatibility (inch)	Crossing profile (max inch)	Sheath compatibility
ENB-375-20-135	3.75 x 1.5 x 20	135	≤ 0.018	0.066	5 F
ENB-275-20-150	2.75 x 1.0 x 20	150	≤ 0.018	0.066	5 F

Product catalogue number	Product	Description
ENW-FX-014-300	Enteer™ Guidewire	0.014" x 300 xm flexible
ENW-SD-014-300	Enteer™ Guidewire	0.014" x 300 cm standard
ENW-SF-014-300	Enteer™ Guidewire	0.014" x 300 cm stiff



Crossing Catheter

A precision instrument designed to quickly and safely deliver a guidewire via the true lumen, the Viance™ Crossing Catheter puts the control of crossing where it belongs: in your hands.

Providing an effective frontline option for CTOs, the Viance™ Crossing Catheter enables you to utilize a proactive technique to cross total occlusions via the true lumen.

Low-profile atraumatic tip

Designed for smooth crossing and minimizes risk of perforation.

Multi-coiled wire shaft

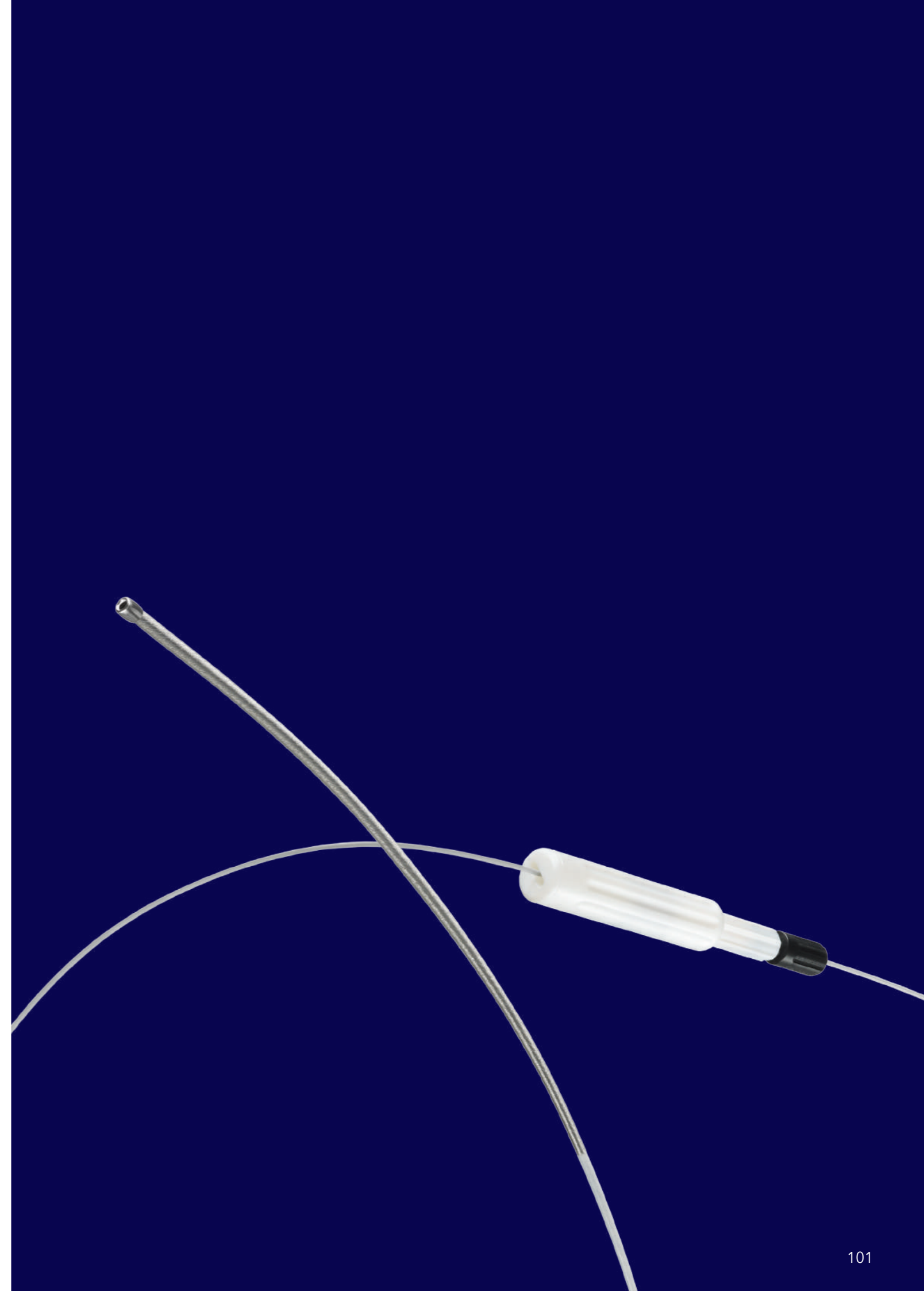
Provides 1:1 torque.

Fast-spin torque handle


Allows for tactile, self-controlled spinning motion enabling the Viance™ catheter tip to find its way through the lesion.

Order information

Product catalogue number	Description	Working length (cm)	Guidewire compatibility (inch)	Crossing profile (max inch)	Sheath compatibility
VNC-FX-150	Flexible	150	0.014	0.038	5 F
VNC-SD-150	Standard	150	0.014	0.038	5 F



Thrombus management



Cragg-McNamara™
Valved Infusion Catheter

Cragg-McNamara™

Valved Infusion Catheters

The Cragg-McNamara™ Valved Infusion Catheter is a single lumen infusion catheter with a valved tip that allows infusion without the need of a tip-occluding guidewire.


Large infusion lumen

Only 5 F Cragg-McNamara™ catheters give you the option to infuse without a guidewire in place, nearly doubling the infusion lumen area.

Streamlined patient care

Infuse overnight, without a guidewire in place which eliminates the risk of guidewire movement for simplified patient care.


Treat without a tip-occluding guidewire and sidearm adapter, which may contribute to cost savings.



Order information

Product catalogue number (1/box)	Diameter (F)	Usable length (cm)	Infusion length (cm)	Recommended guidewire (inch)
41032-01	4	40	10	0.035
41033-01	4	40	20	0.035
41034-01	4	65	5	0.035
41035-01	4	65	10	0.035
41036-01	4	65	20	0.035
41037-01	4	100	5	0.035
41038-01	4	100	10	0.035
41039-01	4	100	20	0.035
41040-01	4	135	5	0.035
41041-01	4	135	10	0.035
41042-01	4	135	20	0.035
41043-01	5	40	5	0.038
41044-01	5	40	10	0.038
41045-01	5	40	20	0.038
41046-01	5	65	5	0.038
41047-01	5	65	10	0.038
41048-01	5	65	20	0.038
41049-01	5	100	5	0.038
41050-01	5	100	10	0.038
41051-01	5	100	20	0.038
41052-01	5	100	30	0.038
41053-01	5	100	40	0.038
41054-01	5	100	50	0.038
41055-01	5	135	5	0.038
41056-01	5	135	10	0.038
41057-01	5	135	20	0.038
41058-01	5	135	30	0.038
41059-01	5	135	40	0.038
41060-01	5	135	50	0.038

Guidewires



Nitrex™ Guidewire

Nitrex™

Guidewires

The Nitrex™ Guidewires are constructed of a solid nitinol core offering nitinol kink resistance and 1:1 torque.

All models feature a silicone coating and a gold-plated tungsten coil for enhanced radiopacity. The guidewires also come in a variety of sizes and angles.

Each box includes:

Three guidewires in carrying hoop. Torque devices included on 0.014" and 0.018" wire sizes.



Order information

Product catalogue number (3/box)	Diameter (inch)	Length (cm)	Tip style	Tip length (cm)	Tip shape	Tip angle
0.014"						
N140801	0.014	80	INT	5	Angle	15°
N141802	0.014	180	INT	5	Angle	15°
N143001	0.014	300	INT	5	Angle	15°
0.018"						
N180601	0.018	60	INT	5	Straight	0
N180603	0.018	60	INT	7	Straight	0
N180801	0.018	80	STD	2	Straight	0
N180802	0.018	80	INT	5	Angle	15°
N181804	0.018	180	STD	2	Straight	0
N181805	0.018	180	INT	5	Angle	15°
N181806	0.018	180	FLOP	20	Angle	15°
N183001	0.018	300	STD	2	Straight	0
N183002	0.018	300	INT	5	Angle	15°
0.025"						
N251801	0.025	180	INT	8	Angle	15°
N251802	0.025	180	STD	2	Straight	0
N252601	0.025	260	INT	8	Angle	15°
0.035" flexible shaft						
N351451	0.035	145	INT	15	Straight	0
N351452	0.035	145	INT	15	Angle	45°
N351803	0.035	180	INT	15	Straight	0
N352601	0.035	260	INT	15	Angle	45°
N354001	0.035	400	INT	15	Straight	0
0.035" stiff shaft						
N350801	0.035	80	INT	9	Straight	0
N351453	0.035	145	FLOP	14	Angle	45°
N351455	0.035	145	FLOP	14	Straight	0
N351454	0.035	145	INT	9	Straight	0
N351804	0.035	180	INT	9	Straight	0
N351805	0.035	180	STD	4	Angle	45°
N352602	0.035	260	FLOP	14	Straight	0
N352604	0.035	260	INT	9	Straight	0
N352603	0.035	260	STD	4	Angle	45°
N353001	0.035	300	INT	9	Straight	0
N354002	0.035	400	INT	9	Straight	0

Snares

Amplatz GooseNeck™ Snare




Amplatz Goose Neck™

Microsnare Kit

Order information

Product catalogue number (1/box)	Loop diameter (mm)	Snare length (cm)	Catheter size distal-proximal (F)	Catheter length (cm)
SK200	2	175	2.3-3	150
SK201	2	200	2.3-3	175
SK400	4	175	2.3-3	150
SK401	4	200	2.3-3	175
SK700	7	175	2.3-3	150
SK701	7	200	2.3-3	175



Amplatz Goose Neck™

Snare Kit

Engineered for precise retrieval and manipulation, the Amplatz Goose Neck™ snares and microsnares (for small vessel applications) feature a highly radiopaque snare loop that is 90° to shaft of the snare. Other features include a nitinol shaft for kink resistance and gold tungsten loop for enhanced visualization.

Each kit includes:


One snare, one snare catheter, one introducer, and one torque device.

Order information

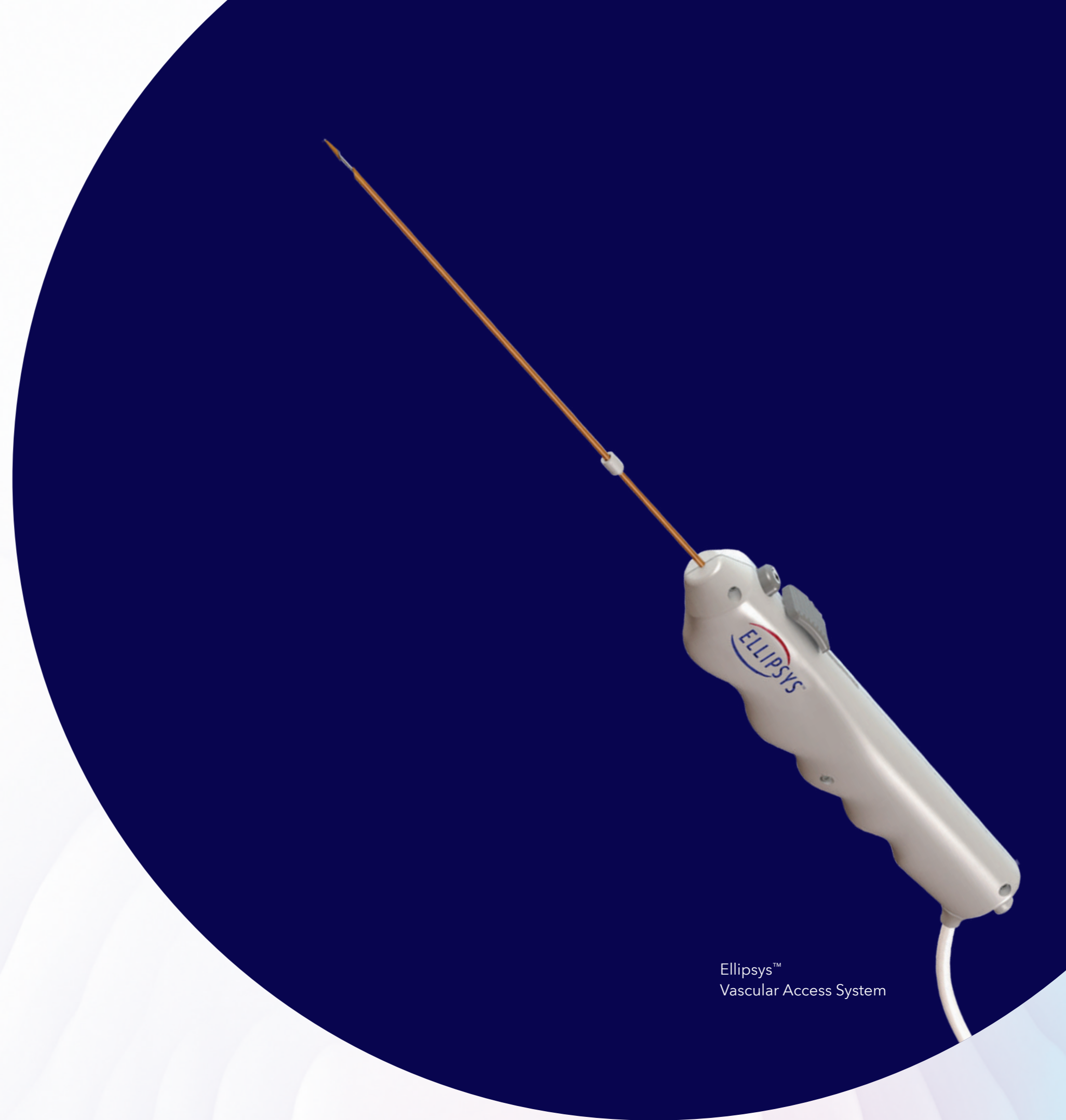
Product catalogue number (1/box)	Catheter o.d (F)	Catheter length (cm)
MC4000	4	102
MC4001	4	48
MC6000	6	102
MC6001	6	48

Each kit includes: one snare, one snare catheter, one introducer and one torque device.

Product catalogue number (1/box)	Loop diameter (mm)	Snare length (cm)	Catheter size (F)	Catheter length (cm)
GN500	5	120	4	102
GN1000	10	120	4	102
GN1001	10	65	4	48
GN1500	15	120	6	102
GN2000	20	120	6	102
GN2501	25	65	6	48
GN2500	25	120	6	102
GN3000	30	120	6	102
GN3500	35	120	6	102



Ellipsys™



Ellipsys™
Vascular Access System

Vascular Access System

The Ellipsys™ Vascular Access System transforms the standard surgical AV fistula creation into a reproducible, minimally invasive procedure that requires no implant or suture, and allows patients to leave with just a single puncture.¹

Model	Description
AMI 6005	Ellipsys™ Vascular Access Catheter (6F, disposable)
AMI 1001	Ellipsys™ Power Controller (110-240V, 50/60Hz, reusable)

Additional devices: EndoAVF Access Kit No: K21-00022

The Ellipsys™ System is a unique and less invasive way to create an AV fistula for hemodialysis, and offers:



Patented tissue fusion technology, enabling immediate, minimally invasive creation of permanently fused anastomosis¹



Peer-reviewed manuscripts from Germany and France comparing Ellipsys™ to surgical AVF creation have demonstrated the effectiveness of the Ellipsys™ System:^{3,4}

- There was no difference in secondary patency of endoAVF compared to sAVF through 12 or 24 months³
- Procedure time with Ellipsys™ was significantly shorter with endoAVF compared to sAVF⁴



A track record of achievement in over 3,000 procedures² in several settings

1. Hull JE, Jennings WC, Cooper RI, Waheed U, Schaefer ME, Narayan R. The Pivotal Multicenter Trial of Ultrasound-Guided Percutaneous Arteriovenous Fistula Creation for Hemodialysis Access. *J Vasc Interv Radiol.* February 2018;29(2):149-158.e5.
 2. Data on file at Medtronic.
 3. Harika et al. Comparison of surgical versus percutaneously created arteriovenous hemodialysis fistulas. *JVS* Feb 2021.
 4. Shahverdyan R et al. Comparison of Ellipsys Percutaneous and Proximal Forearm Gracz-Type Surgical Arteriovenous Fistulas. *AJKD* March 2021.



Medtronic

Medtronic International Trading Sarl
Route du Molliau 31
Case postale
1131 Tolochenaz
Switzerland
Tel: +41 (0) 21 802 70 00
Fax: +41 (0) 21 802 79 00

[medtronic.eu](https://www.medtronic.eu)

See the device manual for detailed information regarding the instructions for use, indications, contraindications, warnings, precautions, and potential adverse events. For further information, contact your local Medtronic representative and/or consult the Medtronic website at [medtronic.eu](https://www.medtronic.eu).

© 2023 Medtronic. All rights reserved.
UC202104152aEE-peripheral-product-catalog-en-we-8026991