



[Certificates](#)

[SDS](#)

[Citations & References \(21\)](#)

Invitrogen™

UltraPure™ DNase/RNase-Free Distilled Water

UltraPure™ DNase/RNase-Free Distilled Water is designed for use in all molecular biology applications. It is 0.1-µm membrane-filtered and tested for DNase and RNase activity.

Have Questions? [Contact Us](#)

Change view



Quantity:

[500 mL](#)

[10 x 500 mL](#)

Catalog number 10977035



Price (MDL)

-

[Contact Us](#)



UltraPure™ DNase/RNase-Free Distilled Water is designed for use in all molecular biology applications. It is 0.1-µm membrane-filtered and tested for DNase and RNase activity.

Performance and quality testing

No DNase, RNase, or protease activity detected. Our distilled water system is routinely monitored for compliance with current USP monograph test requirements for Water for Injection (WFI).

For Research Use Only. Not for use in diagnostic procedures.

Specifications

Packaging	Bottle
Product Line	UltraPure
Purification Method	Membrane-Filtered
Recommended Storage	May be stored at room temperature.
Shipping Condition	Room Temperature
Treatment(s)	Not DEPC-Treated
Grade	Molecular Biology
Quantity	500 mL
pH	6 to 8
Unit Size	Each




Have questions about this product? Ask our AI assisted search.

individual answers or by selecting the "Give feedback" button. Your search history and customer login information may be retained by Thermo Fisher and processed in accordance with our [Privacy Notice](#).

Documents & Downloads

Certificates

Lot #	Certificate Type	Date	Catalog Number(s)
 3375934	Certificate of Analysis	May 30, 2026	10977035, 10977015
 3425116	Certificate of Analysis	May 24, 2026	10977035, 10977015
 3425076	Certificate of Analysis	May 07, 2026	10977035, 10977015
 3369422	Certificate of Analysis	Mar 28, 2026	10977035, 10977015
 3378886	Certificate of Analysis	Mar 19, 2026	10977035, 10977015

5 results displayed, search above for a specific certificate


[Request a Certificate](#)

Safety Data Sheets



Citations & References (21)


Citations & References

[Identification of the sex-determining locus of Atlantic salmon \(*Salmo salar*\) on chromosome 2.](#) 

Authors: Artieri CG, Mitchell LA, Ng SH, Parisotto SE, Iann RG, Hoyheim B, Phillips RB, Morasch M, Koop BF, Davidson WS,

Abstract

'We have integrated data from linkage mapping, physical mapping and karyotyping to gain a better understanding of the sex-determining locus, SEX, in Atlantic salmon (*Salmo salar*). SEX has been mapped to Atlantic salmon linkage group


[Oligonucleotide microarray analysis of genomic imbalance in children with mental retardation.](#) 

Authors: Friedman JM, Baross A, Delaney AD, Ally A, Arbour L, Armstrong L, Asano J, Bailey DK, Barber S, Birch P, Brown-John M, Cao M, Chan S, Charest DL, Farnoud N, Fernandes N, Flibotte S, Go A, Gibson WT, Holt RA, Jones SJ, Kennedy GC, Krzywinski M, Langlois S, Li HI, McGillivray BC, Nayar T, Pugh TJ, Rajcan-Separovic E, Schein JE, Schnerch A, Siddiqui A, Van Allen MI, Wilson G, Yong SL, Zahir F, Eydoux P, Marra MA,

Journal: Am J Hum Genet

PubMed ID: 16909388

'The cause of mental retardation in one-third to one-half of all affected individuals is unknown. Microscopically detectable chromosomal abnormalities are the most frequently recognized cause, but gain or loss of chromosomal segments that are too small to be seen by conventional cytogenetic analysis has been found to be another important ... [More](#)


[Beringian origins and cryptic speciation events in the fly agaric \(*Amanita muscaria*\).](#) 

Authors: Geml J, Laursen GA, O'neill K, Nusbaum HC, Taylor DL,

Journal: Mol Ecol

PubMed ID: 16367842

'*Amanita muscaria* sensu lato has a wide geographic distribution, occurring in Europe, Asia, Africa, Australia, New Zealand, and North, Central and South America. Previous phylogenetic work by others indicates three geographic clades (i.e. "Eurasian", "Eurasian-alpine" and "North American" groups) within *A. muscaria*. However, the historical dispersal patterns of *A. muscaria* ... [More](#)


[RNA interference of the clock gene period disrupts circadian rhythms in the cricket *Gryllus bimaculatus*.](#) 

Authors: Moriyama Y, Sakamoto T, Karpova SG, Matsumoto A, Noji S, Tomioka K,

Journal: J Biol Rhythms

PubMed ID: 18663238

'Periodic expression of so-called clock genes is an essential part of the circadian clock. In *Drosophila melanogaster* the cyclic expression of *per* and *tim* through an autoregulatory feedback loop is believed to play a central role in circadian rhythm generation. However, it is still elusive whether this hypothesis is applicable ... [More](#)

[PCR detection of staphylococcal enterotoxin genes in *Staphylococcus aureus* strains isolated from raw and pasteurized milk.](#) 

Authors: Rall VL, Vieira FP, Rall R, Vieitis RL, Fernandes A, Candeias JM, Cardoso KF, Araújo JP,

Journal: Vet Microbiol

PubMed ID: 18572331

'Milk is considered a nutritious food because it contains several important nutrients including proteins and vitamins. Conversely, it can be a vehicle for several pathogenic bacteria such as *Staphylococcus aureus*. This study aimed to analyze the frequency of genes encoding the staphylococcal enterotoxins (SEs) SEA, SEB, SEC, SED, SEE, SEG, ... [More](#)

