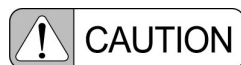
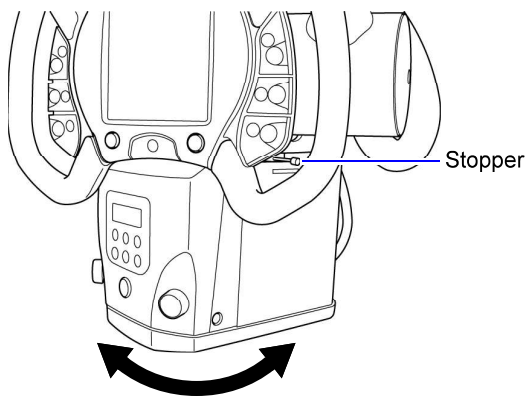


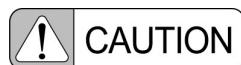
■ Turning the Collimator

On loosening the stopper on the right hand side of the collimator, the collimator can be turned 45 degrees both to the right and left.

This facility can only be used when the collimator is used in combination with general radiography equipment.



When turning the collimator, do NOT turn it beyond 45 degrees.
Doing so may cause failure to the collimator.



On turning the collimator, check that the X-ray tube is facing in the correct direction before starting radiography.



When turning the collimator, create as long an exposure distance as possible and as small an X-ray field as possible, before performing X-ray exposure.

When the collimator is turned, corners of the X-ray field may be missed depending on the degree of turning, the amount of narrowing, and the maximum X-ray field of the X-ray tube unit.