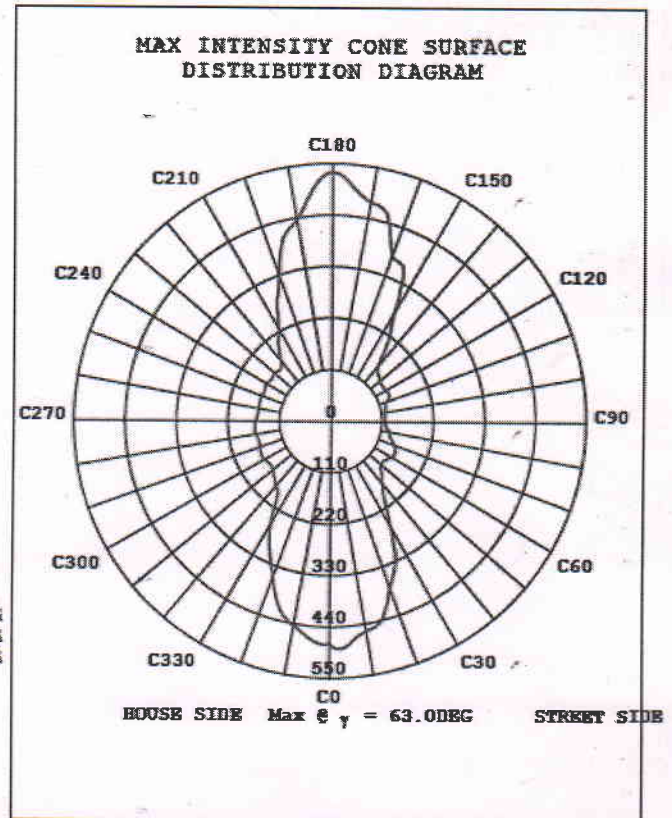
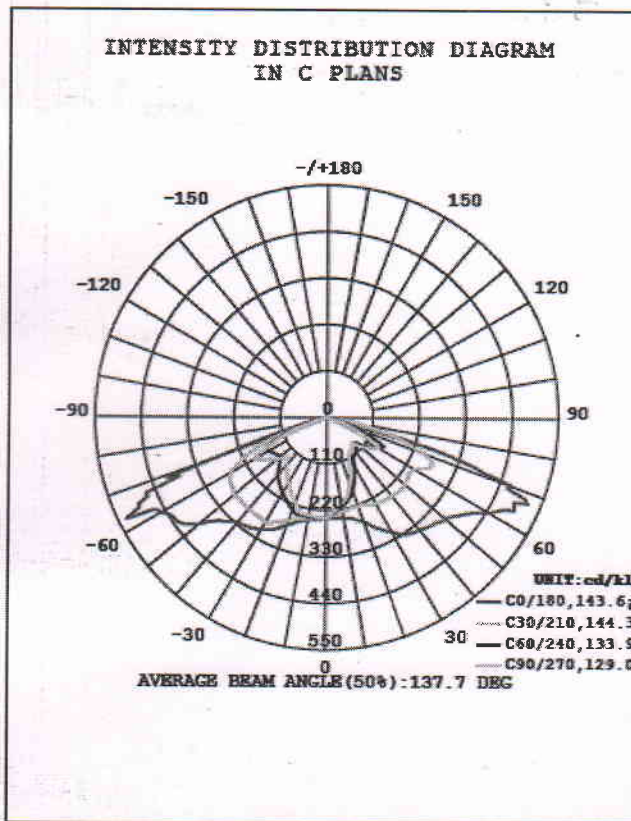


STREETLIGHT PHOTOMETRIC

Test:U:221.6V I:0.2440A P:52.10W PF:0.9620 Lamp Flux:5789.8x1 lm		
NAME: LEAF RANGE	TYPE:50W	WEIGHT:1.7
DIM.:	SPEC.:5700K	SERIAL No.:
MFR.: LED MARKET SRL	SUR.:	PROTECTION ANGLE:

DATA OF LAMP		PHOTOMETRIC DATA Eff: 109.25 lm/W			
LEAF RANGE	RANGE 50W, 5700K	Imax(cd/klm)	532.4	η street_up(%)	0.0
NOMINAL POWER(W)	50	LOR(%)	98.3	η street_down(%)	46.6
RATED VOLTAGE(V)	222	TOTAL FLUX(lm/klm)	983.1	η house_up(%)	0.0
NOMINAL FLUX(lm)	5789.8	MAXIMUM $\theta(C, \gamma)$	180,63.0	η house_down(%)	51.8
LAMPS INSIDE	1	η up(%)	0.0	76 FLASHAREA(m2)	
TEST VOLTAGE(V)	221.6	η down(%)	98.3	SLI	



C Range: 0 - 360DEG
 C Interval: 5.0DEG
 Test Speed: HIGH
 Temperature:22DEG
 Operators:ROMAN
 Test Date:2019-03-21

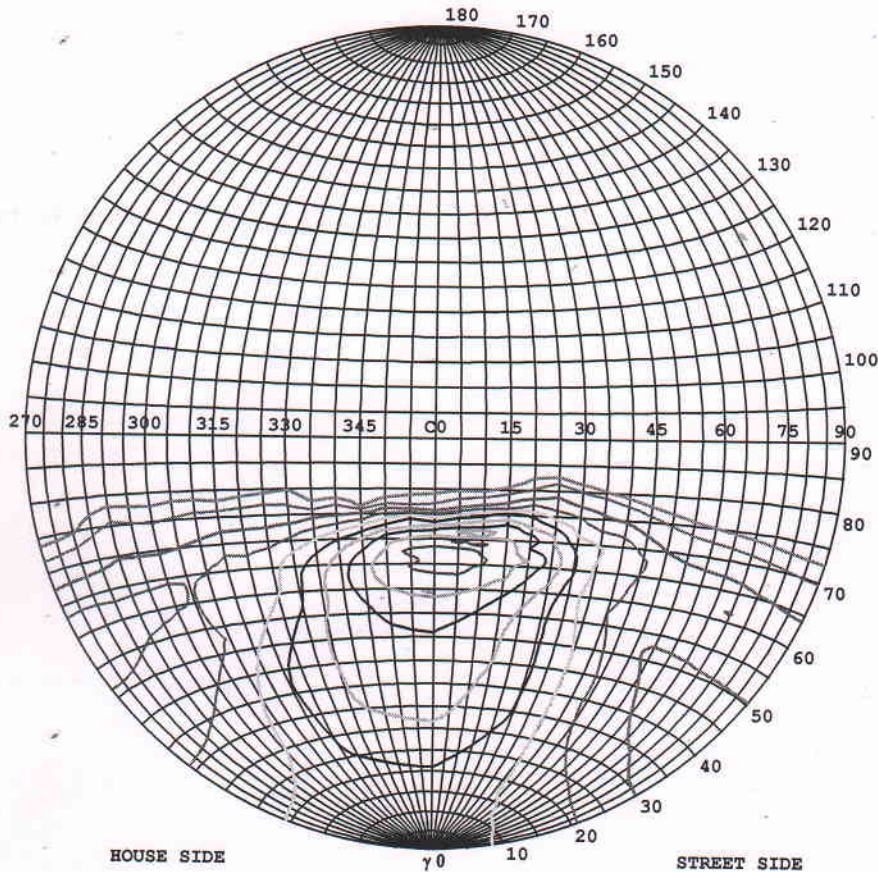
γ Range: 0 - 90DEG
 γ Interval: 0.5DEG
 Test System:EVERFINE GO-2000A_V1 SYSTEM V2.0.269
 Humidity:65.0%
 Test Distance:8.000m [K=1.0000]
 Remarks:

Note: SLI:Specific Luminaire Index

C:\Users\LAB\Desktop\LED\HIGH BAY\STREET\LEAF\STREET LEAF 50W 5700K.GOS

STREETLIGHT ISOCANDELA DIAGRAM

Test:U:221.6V I:0.2440A P:52.10W PF:0.9620 Lamp Flux:5789.8x1 lm		
NAME: LEAF RANGE	TYPE:50W	WEIGHT:1.7
DIM.:	SPEC.:5700K	SERIAL No.:
MFR.: LED MARKET SRL	SUR.:	PROTECTION ANGLE:



Classification:

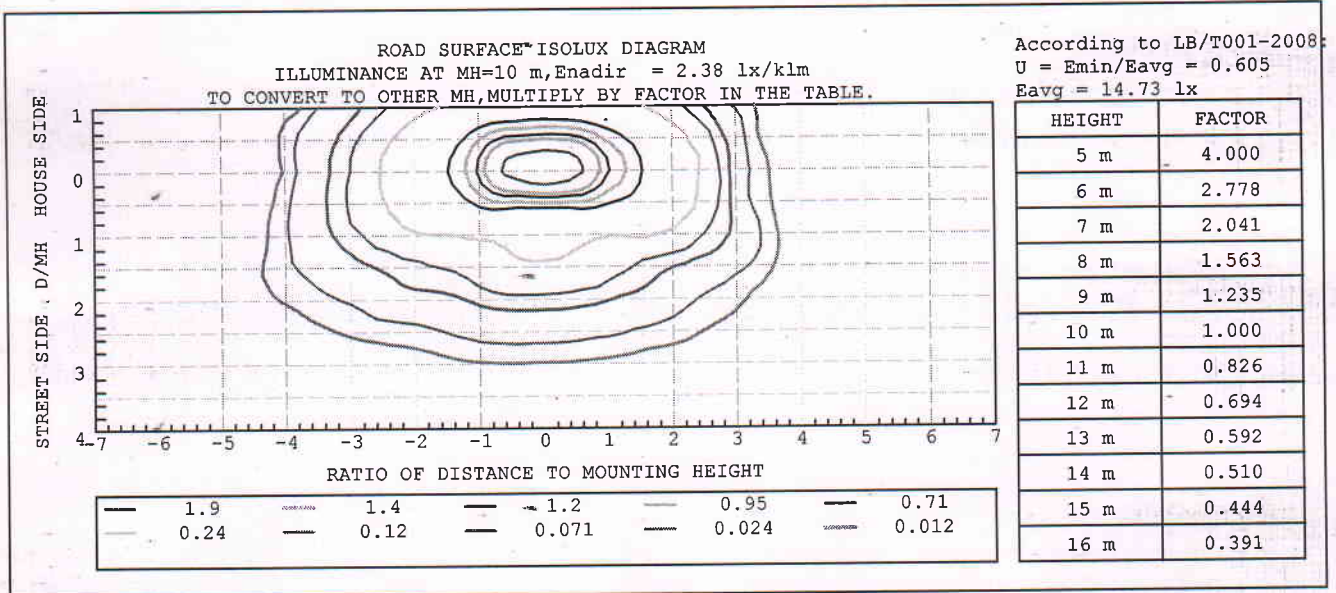
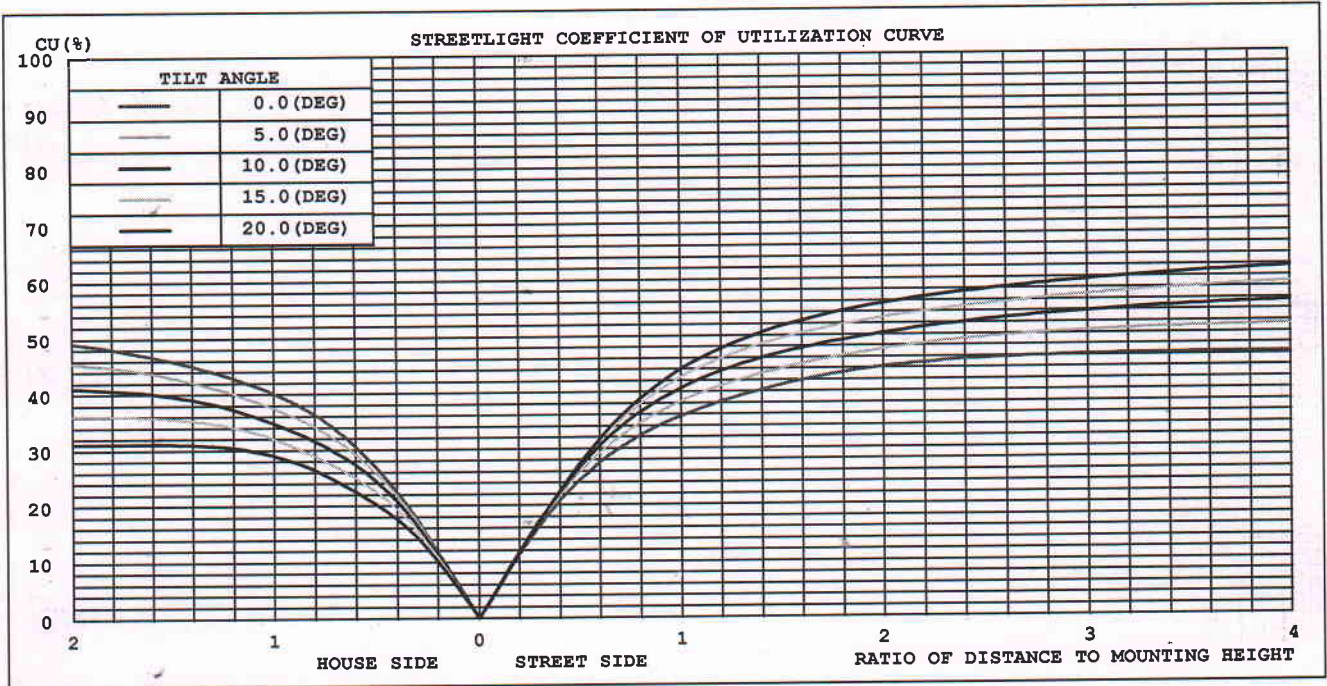
IES:Type II - Short
 CIE:Narrow - Intermediate
 IES:Cut-off
 CIE:Semi-cut-off
 Max.At80:83.01cd/klm
 Max.At90:1.080cd/klm
 Max.80-90:83.01cd/klm
 NRB 5101:Semi limited[20.7%]

ISOCANDELA DIAGRAM	
UNIT	cd/klm
Imax=100%	532
90%	479
80%	426
70%	373
60%	319
50%	266
40%	213
30%	160
20%	106
10%	53
5%	27

C Range: 0 - 360DEG
 C Interval: 5.0DEG
 Test Speed: HIGH
 Temperature:22DEG
 Operators:ROMAN
 Test Date:2019-03-21

γ Range: 0 - 90DEG
 γ Interval: 0.5DEG
 Test System:EVERFINE GO-2000A_V1 SYSTEM V2.0.269
 Humidity:65.0%
 Test Distance:8.000m [K=1.0000]
 Remarks:

COEFFICIENT OF UTILIZATION CURVE AND ISOLUX DIAGRAM



C Range: 0 - 360DEG
 C Interval: 5.0DEG
 Test Speed: HIGH
 Temperature: 22DEG
 Operators: ROMAN
 Test Date: 2019-03-21

γ Range: 0 - 90DEG
 γ Interval: 0.5DEG
 Test System: EVERFINE GO-2000A_V1 SYSTEM V2.0.269
 Humidity: 65.0%
 Test Distance: 8.000m [K=1.0000]
 Remarks:

ZONAL FLUX DIAGRAM

Test:U:221.6V I:0.2440A P:52.10W PF:0.9620 Lamp Flux:5789.8x1 lm		
NAME: LEAF RANGE	TYPE:50W	WEIGHT:1.7
DIM.:	SPEC.:5700K	SERIAL No.:
MFR.: LED MARKET SRL	SUR.:	PROTECTION ANGLE:

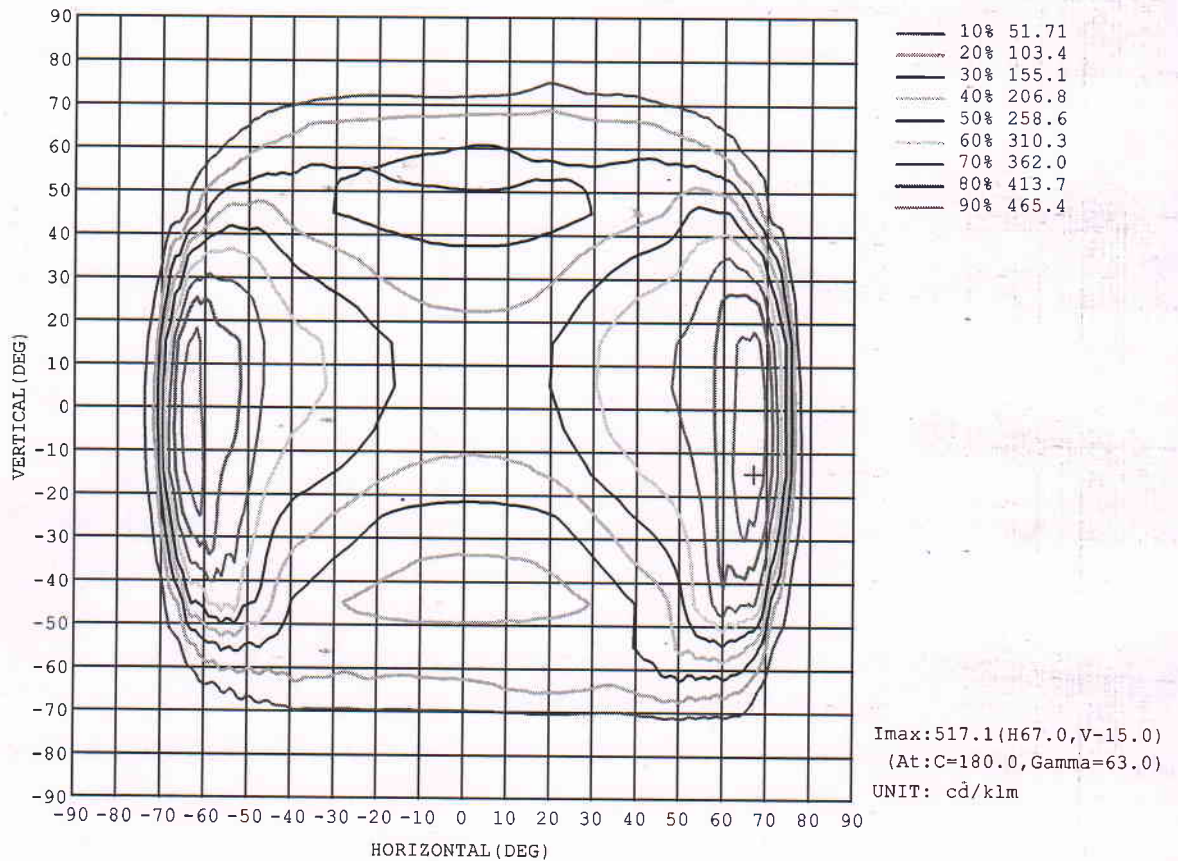
γ	C0	C45	C90	C135	C180	C225	C270	C315	γ	Φ zone	Φ total	#lum,lamp
5	240.0	228.9	223.6	230.9	241.6	240.5	236.7	238.1	0- 5	5.644	5.644	0.57,0.56
10	241.7	218.6	208.9	221.1	247.0	240.7	235.0	236.9	5- 10	16.63	22.28	2.27,2.23
15	247.5	211.1	194.2	213.1	254.7	244.3	233.4	238.1	10- 15	27.25	49.52	5.04,4.95
20	262.5	202.9	164.8	204.6	271.6	249.2	215.5	240.9	15- 20	37.37	86.89	8.84,8.69
25	287.2	188.2	135.4	190.6	292.4	246.0	197.5	238.6	20- 25	46.68	133.6	13.6,13.4
30	311.3	172.1	105.9	176.8	306.0	242.1	179.6	237.4	25- 30	55.38	189.0	19.2,18.9
35	335.1	161.2	99.34	166.4	317.3	239.5	163.3	239.0	30- 35	63.39	252.3	25.7,25.2
40	344.8	153.0	92.73	158.1	325.4	232.9	147.0	240.1	35- 40	71.05	323.4	32.9,32.3
45	357.0	152.5	86.13	150.7	348.0	213.7	130.7	224.5	40- 45	77.60	401.0	40.8,40.1
50	369.7	143.6	105.4	140.5	393.9	191.1	153.5	204.2	45- 50	84.47	485.5	49.4,48.5
55	395.8	134.6	124.7	128.6	431.0	162.9	176.3	176.7	50- 55	94.71	580.2	59.58
60	445.4	148.9	143.9	139.8	454.5	163.6	199.1	174.4	55- 60	106.6	686.7	69.9,68.7
65	490.7	159.3	97.18	142.2	490.6	147.7	136.4	166.7	60- 65	115.7	802.4	81.6,80.2
70	468.1	140.7	50.41	102.2	275.1	106.4	73.65	134.1	65- 70	103.2	905.6	92.1,90.6
75	173.7	68.86	3.646	49.65	39.01	51.19	10.94	67.88	70- 75	59.15	964.7	98.1,96.5
80	147.44	4.106	0	3.024	6.798	3.280	0	6.828	75- 80	16.18	980.9	99.8,98.1
85	4.040	0	0	0	2.484	0	0	0	80- 85	1.969	982.9	100,98.3
90	0.9348	0	0	0	1.080	0	0	0	85- 90	0.1984	983.1	100,98.3
95									90- 95			
100									95-100			
105									100-105			
110									105-110			
115									110-115			
120									115-120			
125									120-125			
130									125-130			
135									130-135			
140									135-140			
145									140-145			
150									145-150			
155									150-155			
160									155-160			
165									160-165			
170									165-170			
175									170-175			
180									175-180			
DEG	LUMINOUS INTENSITY:cd/klm									UNIT:lm/klm		

C Range: 0 - 360DEG
 C Interval: 5.0DEG
 Test Speed: HIGH
 Temperature:22DEG
 Operators:ROMAN
 Test Date:2019-03-21

γ Range: 0 - 90DEG
 γ Interval: 0.5DEG
 Test System:EVERFINE GO-2000A_V1 SYSTEM V2.0.269
 Humidity:65.0%
 Test Distance:8.000m [K=1.0000]
 Remarks:

ISOCANDELA DIAGRAM

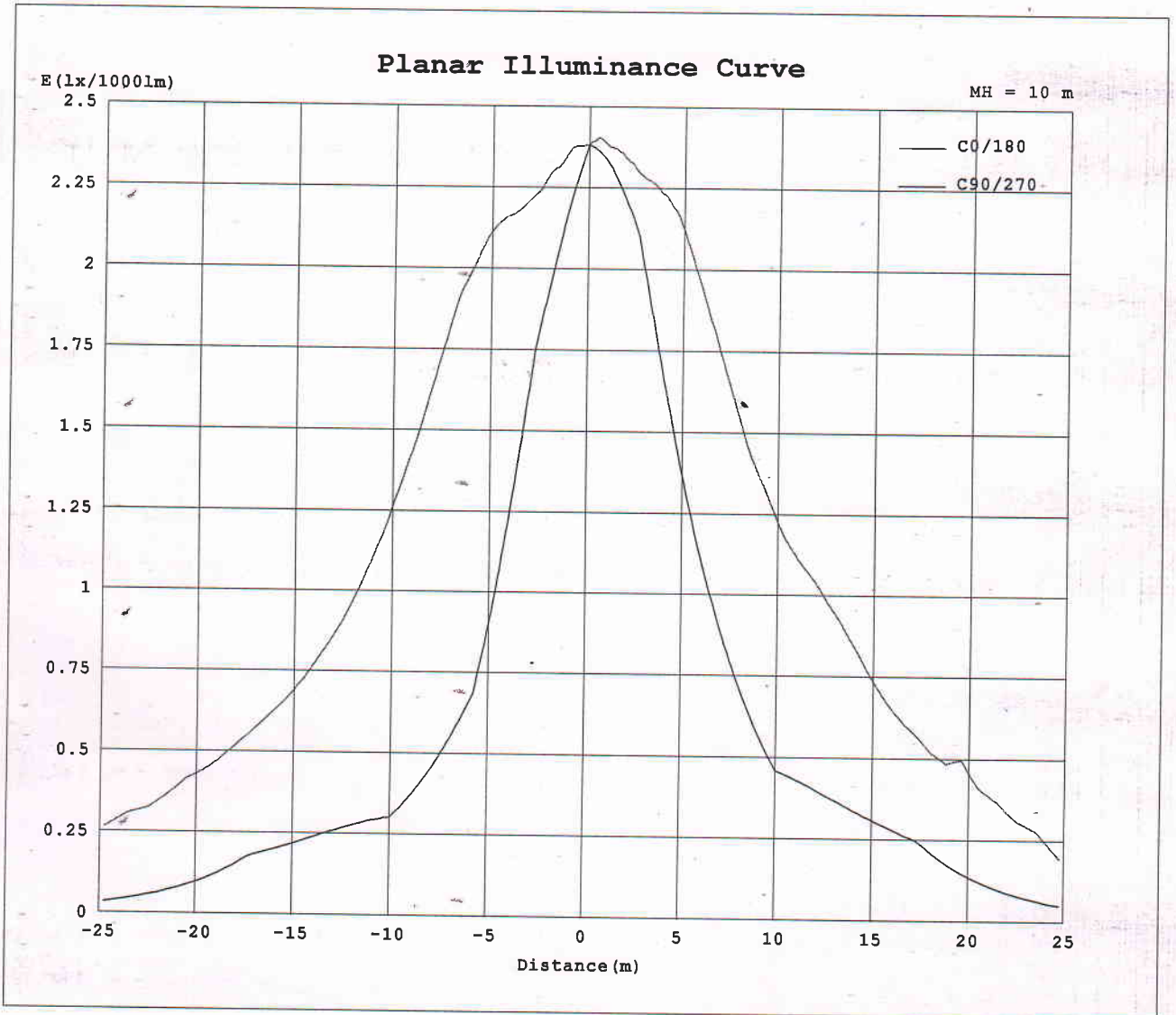
Test:U:221.6V I:0.2440A P:52.10W PF:0.9620 Lamp Flux:5789.6x1 lm		
NAME: LEAF RANGE	TYPE:50W	WEIGHT:1.7
DIM.:	SPEC.:5700K	SERIAL No.:
MFR.: LED MARKET SRL	SUR.:	PROTECTION ANGLE:



C Range: 0 - 360DEG
 C Interval: 5.0DEG
 Test Speed: HIGH
 Temperature:22DEG
 Operators:ROMAN
 Test Date:2019-03-21

γ Range: 0 - 90DEG
 γ Interval: 0.5DEG
 Test System:EVERFINE GO-2000A_V1 SYSTEM V2.0.269
 Humidity:65.0%
 Test Distance:8.000m [K=1.0000]
 Remarks:

Planar Illuminance Curve



C Range: 0 - 360DEG
 C Interval: 5.0DEG
 Test Speed: HIGH
 Temperature: 22DEG
 Operators: ROMAN
 Test Date: 2019-03-21

γ Range: 0 - 90DEG
 γ Interval: 0.5DEG
 Test System: EVERFINE GO-2000A_V1 SYSTEM V2.0.269
 Humidity: 65.0%
 Test Distance: 8.000m [K=1.0000]
 Remarks:

LUMINOUS DISTRIBUTION INTENSITY DATA

Test:U:221.6V I:0.2440A P:52.10W PF:0.9620 Lamp Flux:5789.8x1 lm		
NAME: LEAF RANGE	TYPE:50W	WEIGHT:1.7
DIM.:	SPEC.:5700K	SERIAL No.:
MFR.: LED MARKET SRL	SUR.:	PROTECTION ANGLE:

Table--1

UNIT: cd/klm

C (DEG) \ γ (DEG)	0	5	10	15	20	25	30	35	40	45	50	55	60	65	70	75	80	85	90
0	238	238	238	238	238	238	238	238	238	238	238	238	238	238	238	238	238	238	238
5	240	239	237	236	235	234	232	231	230	229	228	227	226	225	225	224	224	224	224
10	242	239	236	234	231	228	225	223	221	219	217	215	214	213	212	210	210	209	209
15	248	243	239	235	230	226	222	218	214	211	208	204	201	199	198	197	195	195	194
20	263	256	250	243	236	229	222	215	209	203	196	190	184	177	173	170	167	166	165
25	287	279	270	260	249	238	226	216	201	188	176	166	158	152	146	141	138	136	135
30	311	302	291	280	266	252	235	213	192	172	157	144	133	125	119	113	109	107	106
35	335	324	312	299	284	264	239	212	186	161	138	121	113	108	105	102	100	99.6	99.3
40	345	335	323	310	294	269	241	213	183	153	132	115	106	100	96.6	95.0	93.2	92.7	92.7
45	357	346	333	319	297	272	246	213	181	152	127	110	98.1	92.3	87.6	87.1	85.7	85.7	86.1
50	370	358	345	326	301	273	243	211	177	144	118	99.7	94.8	98.0	101	103	105	105	105
55	396	385	369	344	312	277	238	201	166	135	120	116	119	123	128	126	127	126	125
60	445	438	422	390	349	303	242	190	169	149	135	135	140	148	154	149	150	146	144
65	491	485	480	444	407	350	272	205	179	159	145	143	136	131	124	112	106	99.6	97.2
70	468	455	434	431	402	324	243	210	194	141	106	89.2	81.6	75.9	69.2	61.6	56.3	52.0	50.4
75	174	207	239	307	256	196	159	117	99.2	68.9	47.7	34.5	26.8	20.3	15.1	10.4	6.17	4.33	3.65
80	14.4	19.0	19.9	34.8	57.3	83.0	52.5	31.6	9.97	4.11	3.08	2.40	1.69	1.10	0.72	0.37	0.12	0.03	0.00
85	4.04	5.07	5.62	5.53	6.10	3.01	0.00	0.00	0.00	0.00	0.00	0.00	0.00	0.00	0.00	0.00	0.00	0.00	0.00
90	0.93	0.00	0.00	0.00	0.00	0.00	0.00	0.00	0.00	0.00	0.00	0.00	0.00	0.00	0.00	0.00	0.00	0.00	0.00

C Range: 0 - 360DEG
 C Interval: 5.0DEG
 Test Speed: HIGH
 Temperature:22DEG
 Operators:ROMAN
 Test Date:2019-03-21

γ Range: 0 - 90DEG
 γ Interval: 0.5DEG
 Test System:EVERFINE GO-2000A_V1 SYSTEM V2.0.269
 Humidity:65.0%
 Test Distance:8.000m [K=1.0000]
 Remarks:

LUMINOUS DISTRIBUTION INTENSITY DATA

Test:U:221.6V I:0.2440A P:52.10W PF:0.9620 Lamp Flux:5789.8x1 lm		
NAME: LEAF RANGE	TYPE:50W	WEIGHT:1.7
DIM.:	SPEC.:5700K	SERIAL No.:
MFR.: LED MARKET SRL	SUR.:	PROTECTION ANGLE:

Table--2

UNIT: cd/klm

C (DEG)	95	100	105	110	115	120	125	130	135	140	145	150	155	160	165	170	175	180	185
0	238	238	238	238	238	238	238	238	238	238	238	238	238	238	238	238	238	238	238
5	224	225	225	226	227	228	229	230	231	232	233	234	235	236	238	239	240	242	241
10	210	211	212	213	214	215	217	219	221	224	227	229	232	235	238	241	244	247	247
15	195	197	197	198	200	203	206	210	213	217	221	226	231	235	240	245	250	255	254
20	166	168	170	174	179	184	191	198	205	211	218	226	234	242	250	257	265	272	271
25	136	138	142	147	153	160	168	179	191	204	219	230	242	254	264	275	286	296	306
30	106	110	114	120	127	136	147	160	177	196	217	236	252	264	275	286	296	306	305
35	99.5	102	104	107	111	117	126	144	166	190	212	233	253	270	283	295	307	317	316
40	92.9	94.7	96.8	99.9	105	111	121	137	158	182	206	230	253	275	289	302	314	325	325
45	86.4	87.7	89.3	92.9	96.5	103	114	131	151	175	202	226	250	277	304	320	335	348	347
50	105	104	102	101	98.8	97.5	101	117	140	168	194	226	259	295	332	360	380	394	391
55	124	122	120	118	116	114	111	118	129	156	194	241	292	344	380	405	419	431	425
60	142	141	137	135	134	128	125	130	140	156	213	271	319	374	397	437	443	455	443
65	97.2	98.9	101	107	117	120	135	136	142	150	200	250	319	389	459	463	478	491	472
70	50.6	52.2	54.6	59.8	67.0	70.9	84.3	95.5	102	97.7	118	178	243	284	302	303	314	275	274
75	3.99	5.45	8.10	11.9	17.0	22.7	31.6	42.8	49.7	59.2	68.9	69.4	94.8	94.9	75.3	50.4	42.3	39.0	40.4
80	0.03	0.10	0.24	0.43	0.71	1.14	1.67	2.42	3.02	5.34	13.3	17.6	9.58	9.04	10.0	8.12	6.87	6.80	6.96
85	0.00	0.00	0.00	0.00	0.00	0.00	0.00	0.00	0.00	0.00	0.00	0.00	0.79	1.94	2.57	2.33	2.40	2.48	2.56
90	0.00	0.00	0.00	0.00	0.00	0.00	0.00	0.00	0.00	0.00	0.00	0.00	0.00	0.00	0.00	0.00	0.00	1.08	0.00

C Range: 0 - 360DEG
 C Interval: 5.0DEG
 Test Speed: HIGH
 Temperature:22DEG
 Operators:ROMAN
 Test Date:2019-03-21

γ Range: 0 - 90DEG
 γ Interval: 0.5DEG
 Test System:EVERFINE GO-2000A_V1 SYSTEM V2.0.269
 Humidity:65.0%
 Test Distance:8.000m [K=1.0000]
 Remarks:

LUMINOUS DISTRIBUTION INTENSITY DATA

Test:U:221.6V I:0.2440A P:52.10W PF:0.9620 Lamp Flux:5789.8x1 lm		
NAME: LEAF RANGE	TYPE:50W	WEIGHT:1.7
DIM.:	SPEC.:5700K	SERIAL No.:
MFR.: LED MARKET SRL	SUR.:	PROTECTION ANGLE:

Table--3

UNIT: cd/klm

C (DEG) \ γ (DEG)	190	195	200	205	210	215	220	225	230	235	240	245	250	255	260	265	270	275	280
0	238	238	238	238	238	238	238	238	238	238	238	238	238	238	238	238	238	238	238
5	241	241	241	241	241	241	241	240	240	240	239	239	238	238	238	237	237	237	237
10	246	246	245	244	243	243	242	241	240	239	239	239	238	238	237	236	235	235	236
15	254	253	252	250	249	247	246	244	243	241	239	238	237	237	236	234	233	234	234
20	270	268	265	262	259	256	253	249	245	238	232	227	223	221	219	217	215	216	217
25	289	286	283	278	274	269	257	246	236	227	219	212	207	203	200	198	198	198	199
30	303	300	297	294	286	272	256	242	229	217	206	198	190	185	182	179	180	180	181
35	314	311	308	299	285	270	256	240	222	207	193	183	175	169	166	163	163	163	165
40	323	322	316	301	285	267	251	233	212	192	178	166	159	153	150	148	147	147	148
45	344	338	321	301	283	267	239	214	193	174	158	148	140	136	133	132	131	131	132
50	382	365	338	311	285	247	217	191	168	150	142	141	144	147	149	152	154	154	151
55	419	395	364	329	277	231	193	163	157	153	150	152	158	164	168	173	176	177	172
60	425	395	366	303	261	217	177	164	160	156	158	160	171	180	187	193	199	200	193
65	452	395	305	254	202	176	153	148	159	153	145	137	136	135	133	133	136	139	140
70	253	221	155	140	117	103	105	106	108	99.8	92.8	87.0	82.9	79.1	74.0	71.8	73.7	76.9	81.1
75	32.8	24.4	26.9	28.8	19.0	44.6	50.0	51.2	45.7	42.7	39.6	36.6	30.3	23.0	15.1	10.6	10.9	14.8	23.4
80	6.06	5.13	4.64	4.49	5.31	9.08	4.94	3.28	3.25	4.98	5.52	4.57	2.69	1.22	0.38	0.07	0.00	0.11	0.64
85	3.86	3.39	2.74	1.05	0.00	0.00	0.00	0.00	0.00	0.00	0.00	0.00	0.00	0.00	0.00	0.00	0.00	0.00	0.00
90	0.00	0.00	0.00	0.00	0.00	0.00	0.00	0.00	0.00	0.00	0.00	0.00	0.00	0.00	0.00	0.00	0.00	0.00	0.00

C Range: 0 - 360DEG
 C Interval: 5.0DEG
 Test Speed: HIGH
 Temperature:22DEG
 Operators:ROMAN
 Test Date:2019-03-21

γ Range: 0 - 90DEG
 γ Interval: 0.5DEG
 Test System:EVERFINE GO-2000A_V1 SYSTEM V2.0.269
 Humidity:65.0%
 Test Distance:8.000m [K=1.0000]
 Remarks:

LUMINOUS DISTRIBUTION INTENSITY DATA

Test:U:221.6V I:0.2440A P:52.10W PF:0.9620 Lamp Flux:5789.8x1 lm		
NAME: LEAF RANGE	TYPE:50W	WEIGHT:1.7
DIM.:	SPEC.:5700K	SERIAL No.:
MFR.: LED MARKET SRL	SUR.:	PROTECTION ANGLE:

Table--4

UNIT: cd/klm

C (DEG) \ γ (DEG)	285	290	295	300	305	310	315	320	325	330	335	340	345	350	355				
0	238	238	238	238	238	238	238	238	238	238	238	238	238	238	238				
5	237	237	237	237	238	238	238	238	239	239	239	239	239	240	240				
10	236	236	236	237	237	237	237	237	238	238	239	239	240	241	241				
15	234	234	235	235	235	237	238	239	240	242	243	244	245	246	247				
20	218	220	223	227	231	237	241	244	248	251	254	256	258	260	262				
25	201	204	208	214	220	229	239	249	260	267	272	277	281	284	286				
30	184	188	194	201	212	223	237	253	268	283	293	299	304	307	310				
35	168	173	179	190	205	221	239	258	276	292	308	320	326	330	333				
40	151	156	164	176	192	213	240	262	282	301	317	331	338	342	344				
45	135	139	146	157	174	197	224	255	286	303	320	336	349	353	355				
50	146	142	141	142	152	175	204	233	265	301	322	338	355	364	368				
55	164	157	154	153	156	165	177	205	239	276	317	343	365	386	393				
60	179	171	165	161	159	165	174	188	208	259	310	355	393	424	441				
65	139	145	146	149	155	159	167	174	192	245	292	344	414	448	478				
70	90.0	102	100	98.9	106	117	134	139	142	169	212	261	321	401	431				
75	42.5	58.9	53.4	50.2	57.0	64.2	67.9	72.8	78.1	71.9	87.2	99.0	111	168	193				
80	2.69	6.43	8.02	9.41	13.4	14.6	6.83	8.37	18.1	24.8	10.1	12.0	9.38	11.4	14.8				
85	0.00	0.00	0.00	0.00	0.00	0.00	0.00	0.00	0.00	0.00	1.19	3.28	4.13	4.78	4.18				
90	0.00	0.00	0.00	0.00	0.00	0.00	0.00	0.00	0.00	0.00	0.00	0.00	0.00	0.00	0.00				

C Range: 0 - 360DEG
 C Interval: 5.0DEG
 Test Speed: HIGH
 Temperature:22DEG
 Operators:ROMAN
 Test Date:2019-03-21

γ Range: 0 - 90DEG
 γ Interval: 0.5DEG
 Test System:EVERFINE GO-2000A_V1 SYSTEM V2.0.269
 Humidity:65.0%
 Test Distance:8.000m [K=1.0000]
 Remarks: