


DATA SHEET

SCP 60 NOVUS

Solution for Card Personalization



A

1. Available workstations

- Input, Vision, Coding
- Laser
- Output

2. Dimensions

Module	Closed in					
	Height	mm Length	Depth	Height	inch Length	Depth
SCP 60 Novus	662,8	1250	600	26,10	49,2	23,63
Table	838	1800	800	33	70,9	31,5
Total dimensions	1500,8	1800	800	33	70,9	31,50


Module	Opened in					
	Height	mm Length	Depth	Height	inch Length	Depth
SCP 60 Novus	1094	1250	600	43,07	49,2	23,63
Table	835	1800	800	33	70,9	31,5
Total dimensions	1929	1800	800	75,95	70,9	31,5

3. Weight

Module	in kg
SCP 60 Novus	Approx. 140
Table	120
Total weight	Approx. 260

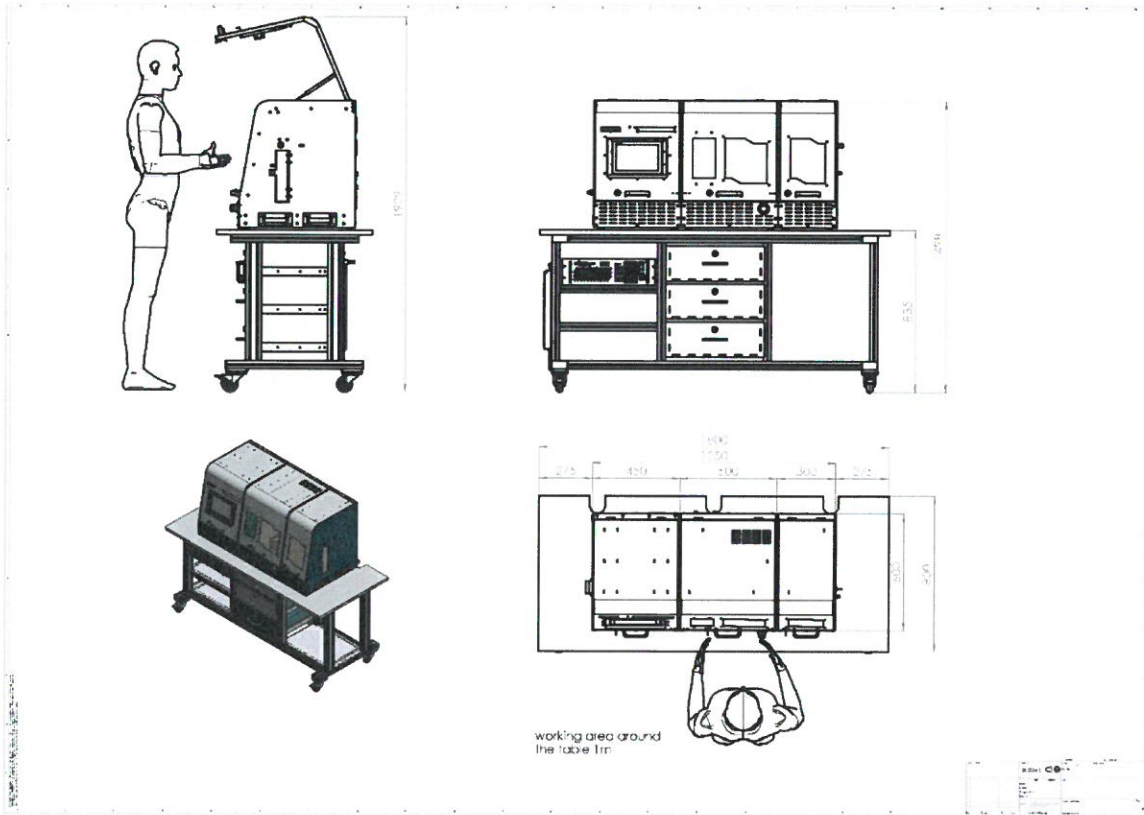


4. Facilities

Power Machine	Voltage:	230 V	Power – Connection: 10 A Schuko 
	Tolerance:	± 10 %	
	Protection:	10 A	
	Frequency:	50/ 60 Hz	
	Consumption:	Approx. 0,65 kVA	
Typical noise	Max. value emission sound pressure level	Approx. 66,2 dB(A)	
Production Environment	Requirements	Temperature:	23 °C ± 3 °C
		Humidity:	50 % ± 10 %




5. Machine Layout Plan



Room dimension: about 4700 x 1500 x h 3000 mm

