



**SAVER[®]
ONE**

Complete AEDs range to save lives

**life is a breath,
...keep it safe with us**

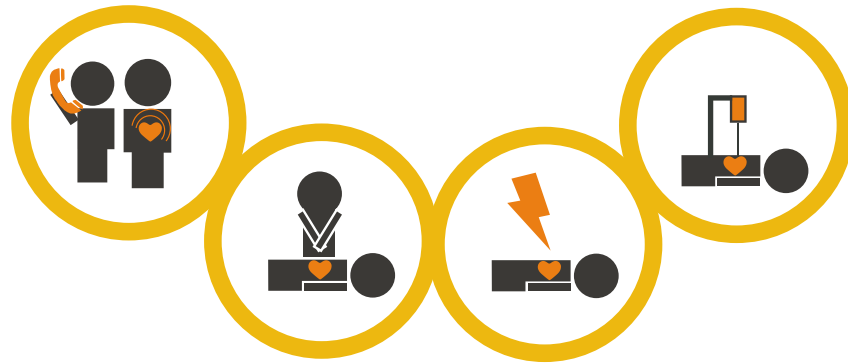
www.amiitalia.com

THE IMPORTANCE OF AEDS TO WIN SCA

Sudden cardiac arrest is unpredictable; it can happen anywhere, anytime, at any age and without warning. For each minute that passes by the probability of survival drops of 7/10%. Time is crucial in these situations and using AEDs might be the only effective action. **EACH 2 SECOND SUDDEN CARDIAC ARREST CLAIMS ONE LIFE, TO ANYONE, ANYWHERE.**

A life-threatening condition that can be reversible just thanks to a timely defibrillation.

CHAIN OF SURVIVAL



THE KEY IS TO ENABLE AVAILABILITY AND EASY ACCESS TO AEDS



WORKPLACES:

As the chances of surviving a cardiac arrest are increased if the emergency treatment is provided promptly, AED provision is highly recommended to any work places that aim to an healthy and safe environment.



HOSPITALS:

ERC guidelines says "...staff should be trained to enable achievement of the goal of providing the first shock within 3 minutes of collapse anywhere in the hospital".



SCHOOLS:

AEDs are easy to use: by following the simple and clear voice prompts bystanders can perform all the crucial steps that can save lives. Furthermore several studies indicate that students without any CPR/AED training can use an AED as instructed.



SPORT FACILITIES:

Regardless of the discipline performed, AED provision should be mandatory for professional, semi-professional and amateur sport.



COMMUNITIES:

A lack of confidence in using an AED and the inability to locate a nearby device is a missed opportunity to save lives! Governments should strongly advocate for public access defibrillation programs; every citizen could be trained and then become a potential first responder to a SCA.

SAVERONE®

Official Supplier to:



SAVERONE®

Chosen by:



Sudden Cardiac Arrest can happen anytime, anywhere and without warning. The person affected has only few precious minutes left for a chance of survival.

YOUR FIRST AID COULD BE SOMEBODY’S LAST CHANCE

SAVER ONE AEDs are designed for a public access use and licensed to administer fast and safe rescues. Highly-effective and user-friendly for any lay rescuer, even without minimal training. SAVER ONE Semi and Fully Automatic defibrillators are two dependable members of our AED family. The Fully Automatic administers a defibrillating shock (when appropriate) with no shock button for the user to press whilst the Semi-Automatic administers a shock at the press of a button.

Choose the best portable AED that’s right for you to save lives everywhere in any public circumstance (home, office, school, hotel, airport, train, beach, gym, pool, disco, etc.) and before EMS team arrives.

- Automated testing to vouch daily functionality
- A new look complete with all pictograms which light up to guide rescuers step by step
- More alternatives for recording and transfer data: internal memory, removable card, USB
- Slight yet solid with long-lasting battery options to ensure the best portability in any circumstance
- Biphasic technology up to 360J energy
- Unique features combined with available configurations give rise to exclusive devices.



SEMI-AUTOMATIC
two buttons

Meet AHA/ERC 2017 Guidelines

Maintenance-Free: Automatically performs daily, monthly and six-month extensive self-checks of all main components: battery, internal electronics, energy charge and disarm, shock and ECG calibration systems. Daily testing data are stored by the device as text file (named AED1LOG) easily readable by any computer. AED runs further tests after each battery insertion as well as every time the device is turned on. A visual cue (green/red status indicator) provides effective alert to users whether AED is in working order and ready for a rescue.

Service Mini-Screen: The mini LCD screen always displays a battery gauge with its residual percentage charge, error codes in faulty conditions; text prompts in accordance with audible voice instructions helpful in noisy and chaotic environments.

INFO button: The “i” button provides valuable device/battery technical information and enable to change the language.

CPR Coaching: More instructive voice and text prompts guide user through rescue. A built-in metronome assists responder during the CPR, providing audio cues for the appropriate number and rate of chest compressions.

Adult/Child capability: after connecting pads to the patient, flashing icons on the keyboard display which pads are in use (adult/pediatric).
Devices senses when pediatric pads are installed and adjusts to use the appropriate lower energy level (50J).



FULLY AUTOMATIC
One button

MODEL NUMBERS

Code SVO-B0001:	Semi- Automatic Standard Version at 200J
Code SVO-B0002:	Semi- Automatic Power Version at 360J
Code SVO-B0847:	Fully Automatic Standard Version at 200J
Code SVO-B0848:	Fully Automatic Power Version at 360J

CONFIGURATION OPTIONS (BOX CONTENT)

Conf-Norm:	Standard Basic Configuration (adult pads, disposable battery, carrying case)
Conf-Rech:	Rechargeable Configuration (adult pads, accumulator, charger station, carrying case)

DEFIBRILLATOR

Operation:	Semi- Automatic Version Fully Automatic Version
Energies:	Standard max 200J or Power max 360J
Waveform:	Adaptive BTE (biphasic truncated exponential) conforming to patient chest’s impedance
Protocols:	Various adult shock protocols available on request
Factory default:	Adult Standard escalating 150, 200, 200J Adult Power escalating 200, 250, 360J Paediatric (Standard or Power) 50J fixed
Charging time:	≤9 seconds with a new and fully charged battery depleted battery will result in a longer charging time
Analysis time:	IEC/EN 60601-2-4 from 4 to 15 seconds
Impedance:	20-200 ohms
Sensitivity:	IEC/EN 60601-2-4 (AHADB, MITDB source), 97%
Specificity:	IEC/EN 60601-2-4 (AHADB, MITDB source), 99%
Controls:	2 buttons for Automatic: ON/OFF, “i” info button 3 buttons for Semi-Automatic: ON/OFF, “i” info button, shock button
Flashing Icons:	“connect pads to patient” “adult/child” informing on pads type use “don’t touch patient” warning to stay clear “touch patient” informing it’s safe to touch
Indicators:	Status LED indicator informing on device condition Battery gauge with remaining capacity rate Audible alerts and text display with service alarms
Upgradeable:	through a USB cable or memory card

PADS OPTIONS

Type:	Disposable, pre-gelled and self-adhesive
Adult:	Code SAV-C0846, for patient >8 years or >25 kg
Paediatric:	Code SAV-C0016, for patient <8 years or <25 kg
Cable length:	120 cm
Shelf-Life:	30 months

PHYSICAL

Size:	26,5 x 21,5 x 7,5 cm
Weight:	1,95 kg with disposable battery 2,00 kg with rechargeable battery

EVENT RECORDING

Internal memory:	up to 6 continuous hours of ECG and rescue events
Optional memory:	Removable SD card; length of storage depends on card capacity: a 2GB card records up to 100 hours
Data recording:	“AED1LOG” text file with detailed self-test activity “AEDFILES” with complete recorded information
Event review:	“Saver View Express” data manager software

BATTERY OPTIONS

Type:	Li-SOCI2 Disposable, code SAV-C0903
Autonomy:	300 complete rescue cycles (shocks at 200J and CPR) or 200 complete rescue cycles (shocks at 360J and CPR) or 35 hours ECG analysis for a new and fully charged battery (*)
Shelf-Life:	when stored in original packaging 5 years (*)
Battery-Life:	4 years once installed to AED, assuming one battery insertion test and daily self-test but without switching AED on (*)
Type:	Li-ion Accumulator, code SAV-C0011
Recharging time:	2,5 hours with the charger station code SAV-C0014 (*) (recommended to charge every 4 months at least)
Autonomy:	250 shocks at 200J or 160 shocks at 360J or 21 hours in ECG analysis for a new fully charged accumulator (*)
Battery-Life:	2 years or 300 charging cycles (*)

ENVIROMENTAL

Operating temperature:	0°C to 55°C (32°F TO 131°F)
Storing/Shipping temperature:	-40°C to 70°C (-40°F TO 158°F) without battery
Humidity:	10% to 95% relative humidity non condensing
Sealing (IP Protection):	IEC/EN 60529 class IP54;splash proof, dust protected
Shock/Drop Abuse	
Endurance:	IEC/EN 60601-1 clause 21; 1 meter drop, impact, force, rough handling, mobile tolerance
Electrostatic Discharge:	IEC/EN 61000-4-2
Electromagnetic Compatibility:	IEC/EN 60601-1-2 Emission, Immunity
Electrical Protection:	IEC/EN 60601-1; Internally Powered Type BF
Directive	
93/42/CEE and 2007/47/CE:	Class IIb

(*)Temperature at 20°C Humidity 45% non-condensing

SAVER ONE D is a rugged, small and lightweight AED with ECG Monitoring capability. Totally reliable for trained users featuring advanced capacities to help improve lifesaving outcomes.

THE RIGHT CHOICE FOR HARSH, OUTDOOR OR MOBILE USE

While in AED mode, it allows the user to view the ECG and everything needed to know about the patient and ongoing rescue treatment on a very large (12x8 cm) full-colour display. Additionally the SAVER ONE D can be switched in ECG Monitoring mode, to allow for watch over the rhythm and heart rate while using defibrillation pads or standard ECG electrodes connected to a separate cable.

- Great graphical interface combined with instructive voice prompts to guide rescuers.
- Functionality ensured by automatic daily self-test.
- Slight yet solid with long-lasting battery options to ensure the best portability in any circumstance.
- More alternatives for recording and transfer data: internal memory, removable card, USB, and IrDA Port optional with Print Configuration.
- Biphasic technology up to 360J energy.
- Unique features combined with available configurations give rise to exclusive devices.



AED
ECG Monitoring

Meet AHA/ERC 2017 Guidelines

Maintenance-Free: Automatically performs daily, monthly and six-month extensive self-checks of all main components: battery, internal electronics, energy charge and disarm, shock and ECG calibration systems. Daily testing data are stored by the device as text file (named AED1LOG) easily readable by any computer. AED runs further tests after each battery insertion as well as every time the device is turned on. A visual cue (green/red status indicator) provides effective alert to users whether AED is in working order and ready for a rescue.

Service Mini-Screen: In standby the mini LCD screen displays a check mark confirming AED is ready for use and a battery gauge informing about the residual charge. Error codes will appear in faulty conditions.

Helpful Menu: 3 buttons for navigating the software menu to set up device at user leisure: adjust the local date or time, adapt the screen or volume to ambient lights and noises, exclude the microphone while recording events, select a different language, print out the ECG files or simply get information on device and battery.

CPR Coaching: More instructive voice and text prompts guide user through rescue. A built-in metronome assists responder during the CPR providing audio cues for the appropriate number and rate of chest compressions.

Adult / Child Capability: Can be used on patients of any age with Adult or Pediatric proper electrodes. Device senses when Pediatric pads are installed and automatically adjusts to use a more appropriate lower energy level (50J).

Monitoring section menu: a new section has been introduced for the management of technical and physiological alarms and signals, according to IEC/EN 60601-2-27: patient loss, high or low heart rate, audio and visual signal for detection of a shockable rhythm so that the operator can switch/activate the semi-automatic modes to deliver the shock (using the appropriate pads); scaling of the ECG trace on the display (gain x2 or ÷2) reset of the audio or visual alarms.

DEFIBRILLATOR

Table with 2 columns: Feature and Description. Rows include Operation, Energies, Waveform, Protocols, Factory default, Charging time, Analysis time, Impedance, Sensitivity, Specificity, Controls, Indicators, and Upgradeable.

ECG MONITORING

Table with 2 columns: Feature and Description. Rows include Operations, ECG size, Heart Rate, Sweep Speed, Standard, and Display.

PADS OPTIONS

Table with 2 columns: Feature and Description. Rows include Type, Adult, Paediatric, Cable length, and Shelf-Life.

PHYSICAL

Table with 2 columns: Feature and Description. Rows include Size and Weight.

BATTERY OPTIONS

Table with 2 columns: Feature and Description. Rows include Type, Autonomy, Shelf-Life, Battery-Life, Type, Recharging time, and Autonomy.

EVENT RECORDING

Table with 2 columns: Feature and Description. Rows include Internal memory, Optional memory, and Data recording.

ENVIROMENTAL

Table with 2 columns: Feature and Description. Rows include Operating temperature, Storing/Shipping temperature, Humidity, Sealing, Abuse Endurance, Electrostatic Discharge, Electromagnetic Compatibility, Electrical Protection, and Directive.

(*)Temperature at 20°C Humidity 45% non-condensing

MODEL NUMBERS

Table with 2 columns: Code and Description. Rows include Code SVD-B0004 and Code SVD-B0005.

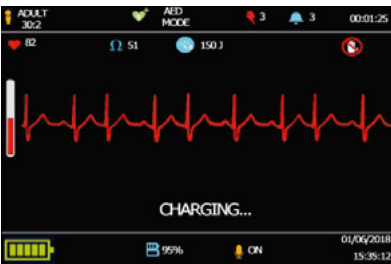
CONFIGURATION OPTIONS (BOX CONTENT)

Table with 2 columns: Configuration and Description. Rows include Conf-Norm, Conf-Rech, Conf-Print, and Conf-Rech/Print.

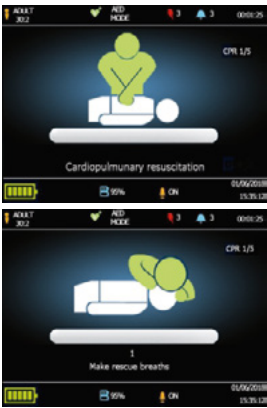
5.7" TFT COLOUR DISPLAY

DETAILED AND COMPREHENSIVE SCREEN PROVIDES VALUABLE INFORMATION TO RESCUERS; RUNNING TEXT AND GRAPHICS COMBINED WITH VOICE MESSAGE:

ABOUT DEVICE: battery gauge with residual capacity indicator of available memory for recording notice if the microphone is active or OFF local date, time and alarms



ABOUT RESCUE: adult or child protocol in use modality in use (AED, ECG or Manual) fibrillation and shock counts elapsed rescue time heart rate (bpm) impedance (ohms) ECG waveform touch/not touch pictogram charging bar graph if device charges energy level to be delivered (joule) CPR bar graph and cycles countdown



SAVER ONE P is a tough, small and lightweight Defibrillator easy to carry and use anywhere and able to act as an AED or a Manual Defibrillator or a Basic Cardiac Monitoring device.

HIGHLY FLEXIBLE AND VERSATILE WITH ADVANCED CAPABILITIES

AED per default, reliable for any BLS rescuer, can be easily switched in a Manual Defibrillator giving to ALS responders the best decision-making control for manual shock timing or an electric cardio version (synchronized shock).

To meet ALS professionals, SAVER ONE P has been designed with all advanced key features to make fast and effective defibrillation everywhere and in any circumstance, even the hardest and has been equipped with a new widely manageable software program which gives users the total control of device to suit their needs. Practical and flexible with Advanced PBLs feature enabling healthcare providers to use the 15:2 CV ratio when performing a Pediatric Basic Life Support, as required by Guidelines if more than one rescuer with a duty to respond.

- Supreme graphical user interface and new tools to have total control of the defibrillator.
- Biphasic escalating energy from 50 to 360J.
- Slight yet solid with long-lasting battery options to ensure the best outdoor and mobile use.
- Functionality guaranteed by daily self-test.
- Wider connectivity with removable card, USB and IrDA Port optional with Print Configuration.
- Unique features combined with available configurations give rise to exclusive devices.



AED
ECG Monitoring
MANUAL Override

Meet AHA/ERC 2017 Guidelines

Maintenance-Free: Automatically performs daily, monthly and six-month extensive self-checks of all main components: battery, internal electronics, energy charge and disarm, shock and ECG calibration systems. Daily testing data are stored by the device as text file (named AED1LOG) easily readable by any computer. AED runs further tests after each battery insertion and every time device is turned on. A visual cue (green/red status indicator) provides effective alert to users whether AED is in working order and ready for a rescue.

Service Mini-Screen: In standby the mini LCD screen displays a check mark confirming AED is ready for use and a battery gauge informing about the residual charge. It will run error codes in faulty conditions.

Entirely Discretionary: 6 push-buttons allowing users to get the total control of defibrillator while in use: select the best modality, Manual Synchronous or Asynchronous or simply AED, to treat SCA according to events, take decision for shock anytime by choosing the right energy level to be delivered at each shock and get the device charged and ready to shock whenever needed or even disarm it in case defibrillation is not more required. After shocks, the heart rhythm rate can be watched over using the same defibrillation pads or, in case of longer monitoring, by connecting standard ECG electrodes to a separate optional reusable cable. Each step is conducted with the appropriate running features selected and set up in the device software by users.

Adult / Child Capability: Can be used on patients of any age with Adult or Pediatric proper electrodes. Device senses when Pediatric pads are installed and automatically adjusts to use a more appropriate lower energy level (50J).

Monitoring section menu: a new section has been introduced for the management of technical and physiological alarms and signals, according to IEC/EN 60601-2-27: patient loss, high or low heart rate, audio and visual signal for detection of a shockable rhythm so that the operator can switch/activate one of the available modes to deliver the shock (using the appropriate pads); scaling of the ECG trace on the display (gain x2 or ÷2) reset of the audio or visual alarms.

DEFIBRILLATOR

Operation:	AED Semi-Automatic (default) ECG Monitoring Manual Asynchronous or Synchronous (used to convert atrial or ventricular tachyarrhythmia's)
Energies:	Standard max 200J or Power max 360J
Waveform:	Adaptive BTE (biphasic truncated exponential) conforming to patient chest's impedance
Energy type:	Escalating from 50 to 360J
AED Protocols:	Adult Standard escalating 150, 200, 200J Adult Power escalating 200, 250, 360J Paediatric (Standard or Power) 50J fixed (AED adult shock protocols can be customized) Selected by users from 50 to 360J. For electric cardioversion (in Synchronous mode) the shock is synchronised to occur with the R wave of the ECG
Manual Protocol:	Screen provides the energy to deliver both in Manual mode or AED mode
Energy Display:	Screen provides the energy to deliver both in Manual mode or AED mode
Charging time:	≤9 seconds with a new and fully charged battery depleted battery will result in a longer charging time
Analysis time:	IEC/EN 60601-2-4 from 4 to 15 seconds
Impedance:	20-200 ohms
Sensitivity:	IEC/EN 60601-2-4 (AHADB, MITDB source), 97%
Specificity:	IEC/EN 60601-2-4 (AHADB, MITDB source), 99%
Controls:	2 buttons: ON/OFF, shock button; 3 buttons: to surf the menu; 3 buttons: select energy, charge, disarm the device
Indicators:	Status LED indicator informing on device condition Battery gauge with remaining capacity rate Audible alerts and text display with service alarms through a USB cable or memory card
Upgradeable:	

ECG MONITORING

Operations:	Through defibrillation pads or standard ECG electrodes attached to a separate 2-Lead patient monitoring reusable cable SAV-C0017 Manual setting through the menu
ECG size:	30-300 bpm
Heart Rate:	25 mm/sec
Sweep Speed:	IEC/EN 60601-2-27 less than the points 202.6.2.101; 201.12.1.101.12.13; 208.6.6.2.101 not performed for the intended use of the device, as it is not intended for environments such as operating theatres or intensive care units
Standard:	5,7" TFT colour, 640 x 480 pixel
Display:	
PHYSICAL	
Size:	26,5 x 21,5 x 7,5 cm
Weight:	2,08 kg with disposable battery 2,13 kg with rechargeable battery

BATTERY OPTIONS

Type:	Li-SOCI2 Disposable, code SAV-C0903
Autonomy:	250 complete rescue cycles (shocks at 200J and CPR) or 160 complete rescue cycles (shocks at 360J and CPR) or 24 hours ECG Monitoring for a new and fully charged battery (*)
Shelf-Life:	when stored in original packaging 5 years (*)
Battery-Life:	4years once installed to AED, assuming one battery insertion test and daily self-test but without switching AED on (*)
Type:	Li-ion Accumulator, code SAV-C0011
Recharging time:	2,5 hours with the charger station code SAV-C0014 (*) (recommended to charge every 4 months at least)
Autonomy:	200 shocks at 200J or 110 shocks at 360J or 14 hours in ECG Monitoring for a new fully charged accumulator (*)
Battery-Life:	2 years or 300 charging cycles (*)

PADS OPTIONS

Type:	Disposable, pre-gelled and self-adhesive
Adult:	Code SAV-C0846, for patient >8 years or >25 kg
Paediatric:	Code SAV-C0016, for patient <8 years or <25 kg
Cable length:	120 cm
Shelf-Life:	30 months
EVENT RECORDING	
Internal memory:	up to 6 continuous hours of ECG and rescue events
Optional memory:	Removable SD card; length of storage depends on card capacity: a 2GB card records up to 100 hours
Data recording:	"AED1LOG" text file with detailed self-test activity "AEDFILES" with complete recorded information "Saver View Express" data manager software
Event review:	

ENVIROMENTAL

Operating temperature:	0°C to 55°C (32°F TO 131°F)
Storing/Shipping temperature:	-40°C to 70°C (-40°F TO 158°F) without battery
Humidity:	10% to 95% relative humidity non condensing
Sealing (IP Protection):	IEC/EN 60529 class IP54; splash proof, dust protected
Shock/Drop Abuse Endurance:	IEC/EN 60601-1 clause 21; 1 meter drop, impact, force, rough handling, mobile tolerance
Electrostatic Discharge:	IEC/EN 61000-4-2
Electromagnetic Compatibility:	IEC/EN 60601-1-2 Emission, Immunity
Electrical Protection:	IEC/EN 60601-1; Internally Powered Type BF/CF
Directive 93/42/CEE and 2007/47/CE:	Class IIb

(*)Temperature at 20°C Humidity 45% non-condensing

MODEL NUMBERS

Code SVP-B0006:	Standard Version with maximum energy at 200J	Code SVP-B0007:	Power Version with maximum energy at 360J
-----------------	--	-----------------	---

CONFIGURATION OPTIONS (BOX CONTENT)

Conf-Norm:	Standard Basic Configuration (adult pads, disposable battery, carrying case)
Conf-Rech:	Rechargeable Configuration (adult pads, accumulator, charger station, carrying case)
Conf-Print:	Print Ready Configuration (adult pads, disposable battery, carrying case, IrDA port and thermal printer)
Conf-Rech/Print:	Rechargeable & Print Ready Configuration (adult pads, accumulator, charger station, carrying case, IrDA port and thermal printer)

5.7" TFT COLOUR DISPLAY

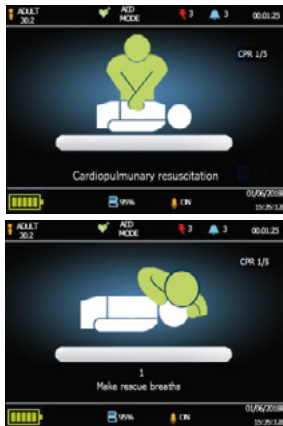
DETAILED AND COMPREHENSIVE SCREEN PROVIDES VALUABLE INFORMATION TO RESCUERS;
RUNNING TEXT AND GRAPHICS COMBINED WITH VOICE MESSAGE:



ABOUT DEVICE:
battery gauge with residual capacity indicator of **available memory** for recording
notice if the **microphone** is active or OFF
local **date, time and alarms**

MANUAL SYNCHRONOUS

The shock is synchronised to occur with the R wave of the ECG



ABOUT RESCUE:
adult or child **protocol in use**
modality in use (AED, ECG or Manual)
fibrillation and shock counts
elapsed **rescue time**
heart rate (bpm)
impedance (ohms)
ECG waveform
touch/not touch pictogram
charging bar graph if device charges
energy level to be delivered (joule)
CPR bar graph and **cycles countdown**

SAVER ONE AED SERIES

Supplies and accessories

TRAINING SOLUTIONS

SAVER ONE T CODE SVT – B0959

A smart and easy-to-use AED Trainer providing realistic training for many responders simultaneously. Designed to meet needs of any instructor, it helps your responders learn to use defibrillators in simulated sudden cardiac arrest episodes for an extremely realistic training experience. A non-shocking unit that follows the 1, 2, 3-step operations of the Saver One defibrillator and guides responders, with voice prompts in various languages, from ECG analysis until shock and CPR. It is pre-configured with 10 realistic training scenarios manageable from distance with a wireless remote control and is equipped with a rechargeable battery which allows 20 hours of continuous operating. Saver One T comes equipped with one set of adult reusable training pads, a remote control, an accumulator with its charger, a quick reference card and a carrying case.



CPR MANIKIN

HALF-BODY TRAINING MANIKIN FOR CPR PRACTICE MAN-B0608/MAN-B1058

With acoustic indicator of the correct deepness of compressions; a knob on the back with three different selection (adult-child-neutral) corresponding to 3 kinds of manikin resistance to compressions.

- Content:
- 1CPR Simulator
 - 1 User Manual & FAQ
 - 5 Lungs & 2 Valves
 - 1 transport bag with mat



BABY INFANT TRAINING MANIKIN FOR CPR PRACTICE MAN-B1059/B1060

The most lifelike infant manikin; suitable for performing correct infant CPR, performing realistic breathing and head tilt.

- Content:
- 1 Practi-Baby
 - 1 User Manual
 - 5 Lungs and 2 Valves
 - 1 Transport bag



FAST ACCESS SOLUTIONS



- NEW OUTDOOR CABINET:**
- WITHALARM
 - WITH HEATING & ALARM (SAV-C1051)

Outdoor Wall Cabinet AMI ITALIA in polystyrene and ABS available with alarm or with heater & alarm 100% dust- and waterproof



- WALL BRACKET (SAV-C0911)**
CARRYING CASE (SAV-C0916)

Wall Mount Bracket in metal, designed for housing our AEDs in its carrying case. Carrying case made of special shockproof and splash proof material, with adjustable shoulder strap and hook handle.



TOTEM STAND SUPPORT

To provide easy access and visibility to our AEDs for outdoor location

SAV-C1062: Outdoor Metal Cabinet Yellow with heater and alarm, internal light, digital display for temperature

SAV-C1063: Outdoor Metal Cabinet white and green with heater and alarm, internal light, digital display for temperature.

SAV-C1067: Column for outdoor cabinet yellow SAV-C1062

SAV-C1068: Column for outdoor cabinet



- NEW INDOOR CABINET:**
- WITH ALARM (SAV-C0961)
 - WITHOUT ALARM (SAV-C0912)

Indoor AMI ITALIA Wall Cabinet in strong metal, seamless look with or without audible alarm



- INDOOR CABINET: (SAV-C1064)**
Indoor cabinet with customized video display.



- white and green SAV-C1063
INDOOR CABINET: (SAV-C1065/C1066)
Indoor cabinet heart shaped with alarm; colour White/Red.



- AED WALL SIGN - (CODE SAV-C0997)**
An AED Wall Sign hanging above a Wall Mount Bracket or Defibrillator Cabinet gives even greater visibility to the defibrillator.

ECG MONITORING & DATA MANAGEMENT

2-LEAD ECG CABLE (CODE SAV-C0017)

Suitable for Saver One D and Saver One P Defibrillators when used in ECG Monitoring mode. The alternative to pads in case of long-term monitoring to be connected to standard ECG electrodes.

THERMAL PRINTER - (CODE SAV-C1070)

Works with Saver One D and Saver One P Defibrillators optioned with the Print Ready Configuration (Conf-Print).

Those are equipped with IrDA Port and therefore are able to communicate with this external thermal printer.

Data saved into device can be selected from the menu and print it out as ECG format complete with case details.



SIMULATOR / TESTER

SMART SIMULATOR S1 (CODE SSS-B0009)

This equipment can be used for a complete operating test of Saver One Defibrillators. It comes with a dedicated cable to be plugged to any Saver One AED in order to let it run as it was a real lifesaving treatment.

Able to simulate several ECG rhythms (VF, VT, NSR, Asystole, etc.) and display the energy level discharged, up to 360J.



8GB SD CARD (CODE SAV-C0907)

This removable card holds approximately 100 hours of events, ECG information and voice recording.

One card can hold data from multiple cases. A flash data card reader (SAV-C0027) enables data transfer from the card to a personal computer for use with the Saver View Express data management software.

SAVER VIEW EXPRESS (CODE SAV-C0019)

Saver View Express is a comprehensive data management tool for the most demanding professional allowing viewing and managing on your PC patient data downloaded from defibrillators. With fully detailed data screen to record every aspect of the treatment, including response times, interventions, and rescuer observations.

CONNECTING CABLE (CODE SAV-C0158)

Spare connecting cable for Smart Simulator S 1.



IMQ mark for
Safety & Quality

CE
0051

North Italy Office
Viale Gran Sasso, 11
20131 Milano - Italy
Tel: +39.02.20509246
Fax: +39.02.29520839

South Italy Office & Production
Via Cupa Reginella, 15/A
80010 Quarto - Italy
Tel: +39.081.8060574
Fax: +39.081.8764769

Headquarters production site:
A.M.I. International kft.
Kőzúzó u. 5/A 2000 Szentendre HU
Hungary
Tel. +3626302210