Digitally signed by Eni Maria
Date: 2020.05.20 08:38:14 EEST
Reason: MoldSign Signature
Location: Moldova

ETICS-CoA-002-2018

ETICS *European Testing Inspection and Certification System*

CERTIFICATE OF ACCEPTANCE

SGS Belgium N.V. - Division SGS CEBEC
Bld. Internationalelaan, 55/D, Brussels Belgium

has been assessed and determined to fully comply with the requirements of EN-ISO/IEC 17065, PD ECS 050 and the Rules of Procedure relevant to the European Schemes for which the responsible CB is member.

SGS Belgium N.V. – Division SGS CEBEC

is therefore entitled to operate as Certification Body within the European Schemes ENEC, ENEC+, CCA, CCA EMC, HAR and KMK for the Scope (Product Category(ies) and Standard(s)) as listed in the relevant part of the ETICS Web Site at www.etics.org.

This certificate remains valid until 15th January 2021, at which time it will be reissued by the ETICS Secretary General upon successful completion of the normally scheduled 3-year Reassessment Programme administered by the ETICS.

Brussels, 15 January 2018

Giancarlo Zappa

Giancarlo Zappa, Secretary General

Signatory to EA, ILAC and IAF
Multilateral Agreements

Organisme belge d'Accréditation
Belgische Accreditatie-instelling
Belgian Accreditation Body

Annexe au certificat d'accréditation
Bijlage bij accreditatie-certificaat
Annex to the accreditation certificate
Beilage zur Akkreditatierungszertifikat

226-TEST

NBN EN ISO/IEC 17025:2005

Version/Versie/Version/Fassung	7
Date d'émission / Uitgiftedatum / Issue date / Ausgabedatum:	2016-05-19
Date limite de validité / Geldigheidsdatum / Validity date / Gültigkeitsdatum:	2021-05-27

Nicole Meurée-Vanlaethem
La Présidente du Bureau d'Accréditation
Voorzitster van het Accreditatiebureau
Chair of the Accreditation Board
Vorsitzende des Akkreditierungsbüro

L'accréditation est délivrée à/ De accreditatie werd uitgereikt aan/
The accreditation is granted to/ Die akkreditierung wurde erteilt für:

LABORATOIRE DE PHOTOMETRIE DE R-TECH
Rue de Mons, 3
4000 LIEGE

Secrétariat :
Service public fédéral Economie,
P.M.E., Classes moyennes et Energie
Direction générale de la Qualité et de la Sécurité
Division Qualité et Innovation
Bd du Roi Albert II 16
1000 Bruxelles
Website : http://economie.fgov.be
Numéro d'entreprise : 0314.595.348

Accréditation B E L A C Accreditatie

Tel.: +32 2 277 54 34
Fax: +32 2 277 54 41

Internet: http://belac.fgov.be
E-mail: Belac@economie.fgov.be

Secretariaat:
Federale Overheidsdienst Economie,
K.M.O., Middenstand en Energie
Algemene Directie Kwaliteit en Veiligheid
Afdeling Kwaliteit en Innovatie
Koning Albert II-laan 16
1000 Brussel
Website: http://economie.fgov.be
Ondernemingsnummer: 0314.595.348

.be

BELAC BELAC BELAC

EP-00.01

Code essai *Test Code*	Echantillons *Samples*	Caractéristique mesurée Gamme de mesure *Measurement* *Measurement range*	Description méthode d'essai Equipement *Testing Methodology Description* *Equipment*
PTP-01	Lampes à incandescence ou à décharge pour luminaires. *Incandescent or high intensity discharge lamp for luminaires.*	Flux lumineux exprimé en lumen (lm) *Luminous flux in lumen (lm)*	Mesure du flux lumineux en sphère d'Ulbricht selon la norme de référence EN 13032-1§ 6.1.2. Pour toutes lampes sauf les LED (Solid State Lighting) *Luminous flux measurement with Ulbright's sphere according to EN 13032 § 6.1.2 Standard for all light sources exept LED (Solid State Lighting)*
PTP-01	Sources lumineuses de type LED pour luminaires. *Led light source for luminaires.*	Flux lumineux exprimé en lumen (lm) *Luminous flux in lumen (lm)*	Mesure du flux lumineux en sphère d'Ulbricht selon la norme de référence EN 13032-1§ 6.1.2 et IES LM79-08. Pour LEDS (Solid State Lighting) *Luminous flux measurement with Ulbright's sphere according to EN 13032 § 6.1.2 and IES LM79-08 Standard. For LED (Solid State Lighting)*
PTP-02	Luminaires pour lampes à incandescence ou à décharge *Luminaires for incandescent, HID lamp*	Distribution des intensités lumineuses exprimées en candela (cd) *Light distribution in candela (cd)*	Relevé photométrique au goniophotomètre selon la norme de référence EN 13032-1 et CIE 121-1996 Pour toutes lampes sauf les LED (Solid State Lighting) *Light distribution measurement with gonio according to EN 13032-1 and CIE 121-1996 Standard for all light sources exept LED (Solid State Lighting)*
PTP-02	Luminaires à sources lumineuses de type LED pour luminaires. *Luminaires for LED light sources.*	Distribution des intensités lumineuses exprimées en candela (cd) *Light distribution in candela (cd)*	Relevé photométrique au goniophotomètre selon la norme de référence EN 13032-1, CIE 121-1996 et IES LM79-08 Pour les LED (Solid State Lighting) *Light distribution measurement with gonio according to EN 13032-1, CIE 121-1996 and IES LM79-08 Standard. For LED (Solid State Lighting)*

Code essai *Test Code*	Echantillons *Samples*	Caractéristique mesurée Gamme de mesure *Measurement* *Measurement range*	Description méthode d'essai Equipement *Testing Methodology Description* *Equipment*
PTP-09	Lampes à incandescence ou à décharge pour luminaires ou luminaires associés. *Incandescent or high intensity discharge lamp for luminaires or associated luminaires.*	Données colorimétriques : IRC, T° de couleur, coordonées trichromatiques, données spéctrales (domaine du visible) *Colorimetric values, CRI, CCT, tristimulus values, spectrum (visible range)*	Relevé colorimétrique en sphère via spectromètre selon la norme de référence EN 13032-1 et CIE 13.3, 15, 63, 121-1996 S014 (1,2 et 3) Pour équipements lumineux sauf ceux incluant des LED (Solid State Lighting) *Colorimetric measurement with spectrometric sphere to EN 13032-1 and CIE 13.3, 15, 63, 121-1996 S014 (1,2 et 3) Standard for all light equipement exept LED (Solid State Lighting)*
PTP-09	Sources lumineuses de type LED pour luminaires ou luminaires associés. *Led light source for luminaires or associated luminaires.*	Données colorimétriques : IRC, T° de couleur, coordonées trichromatiques, données spéctrales (domaine du visible) *Colorimetric values, CRI, CCT, tristimulus values, spectrum (visible range)*	Relevé colorimétrique en sphère et spectromètre selon la norme de référence EN 13032-1 et CIE 13.3, 15, 63, 121-1996 S014 (1,2 et 3) et IES LM79-08 pour équipements lumineux à LED (Solid State Lighting) *Colorimetric measurement with spectrometric sphere according to EN 13032-1 et CIE 13.3, 15, 63, 121-1996 S014 (1,2 et 3) and IES LM79-08 Standard. For LED light equipement (Solid State Lighting)*

Organisme belge d'Accréditation
Belgische Accreditatieinstelling
Belgische Akkreditierungsstelle
Belgian Accreditation Body

Signatory to EA, ILAC and IAF
Multilateral Agreements

Accreditation Certificate No. 226-TEST

In compliance with the provisions of the Royal Decree of 31 January 2006 setting up BELAC, the Accreditation Board hereby declares, that the test laboratory

LABORATOIRE DE PHOTOMETRIE DE R-TECH
Rue de Mons, 3
4000 LIEGE - Belgium

has the competence to perform the tests as described in the annex which is an integral part of the present certificate, in accordance with the requirements of the standard NBN EN ISO/IEC 17025:2005. The present accreditation is the subject of regular surveillance in order to confirm the compliance with the accreditation conditions.

The Chair of the Accreditation Board BELAC,

Issue date : **2016-05-19**

Validity date : **2021-05-27**

Nicole MEURÉE-VANLAETHEM

Original version of this certificate is in French.

.be

SUPERVISED MANUFACTURER'S TESTING

Report nr. CEBEC-002B

SGS Belgium NV

Division SGS CEBEC

Business Riverside Park
Bld Internationalelaan, 55 Build. D
B-1070 Brussels - Belgium

Acting as national Certification Body participation in the Certification Bodies Scheme (CB Scheme) and the European Certification System (ECS) has recognized the following laboratory as

SMT laboratory nr. CEBEC-002

Operating in the framework of the IECEE CB-scheme and ECS certification system (CCA and ENEC).

Approved laboratory, name and address:

Service Laboratoire
R-TECH S.A.
Rue de Mons, 3
BE-4000 LIEGE

Manufacturing factories:

European Factories
Belonging to the
Schréder Group G.I.E.

Products covered by the contract:

Category	Standards	Products
LITE	IEC/EN 60598-1	Luminaires
	IEC/EN 60598-2-1	Fixed general purpose luminaires
	IEC/EN 60598-2-3	Luminaires for road and street lighting
	IEC/EN 60598-2-5	Floodlights
	IEC/EN 60598-2-13	Ground recessed luminaires

Brussels, 2013-02-01

ir. C. Lana,
Certification Manager

SGS

TESTARE SUPERVIZATĂ DE PRODUCĂTOR

Raport nr. CEBEC-002B

SGS Belgia NV

Divizia SGS CEBEC

Business Riverside Park
Bld Internationalelaan, 55 Build. D
B-1070 Brussels - Belgium

Activând ca și Organism National de Certificare participare la Sistemul de Organisme de Certificare (CB Scheme) si Sistemul de certificare European (ECS), se recunoaşte următorul laborator ca

SMT laboratory nr.CEBEC-002

operând în conformitate cu prescripţiile de certificare IECEE CB și sistemul de certificare ECS (CCA și ENEC).

Laborator aprobat, nume si adresă:

Service laboratoire
R-TECH S.A.
Rue de Mons, 3
B-4000 LIEGE

Fabricile producătorului:

Fabrici Europene
aparţinând
Schreder Group G.I.E.

Produse menţionate în contract:

Categorie	Standarde	Produse
LITE	IEC/EN 60598-1	Aparate de iluminat
	IEC/EN 60598-2-1	Aparate de iluminat de uz general
	IEC/EN 60598-2-3	Aparate de iluminat stradal
	IEC/EN 60598-2-5	Proiectoare
	IEC/EN 60598-2-5	Aparate de iluminat încastrate în sol

Brussels, 2013-02-01

ir. C. Lana,
Director de Certificare

SGS Belgium NV
CEBEC

Schréder
Experts in lightability™
F_8.2.4 DC-CE-02

DECLARATIE DE CONFORMITATE - CE

Noi, SCHRÉDER ROMANIA S.R.L., cu sediul în Cluj - Napoca, str. Corneliu Coposu nr. 167a, Jud. Cluj, România, înregistrată la Registrul Comerţului cu nr. J12/1759/1998, membră a SCHRÉDER GROUP GIE, în calitate de producători de aparate de iluminat marca SCHRÉDER

Declarăm pe propria răspundere că aparatul de iluminat: **SKIDO LED**

Echipare:
6 LED-uri de Mare Putere (High Power LED) monocromatic

Caracteristici principale:
Balast: Electronic
Etanşeitate compartiment optic: IP 65
Etanşeitate compartiment aparataj: IP 65
Tensiune nominală: 230 V – 50 Hz
Clasa electrică: I

Tipul laboratorului de testare: SMT (Surpervised Manufacturer's Testing)

este produs în conformitate cu următoarele standarde:
CEI EN 60598-1 – 2005/05 (CEI 34-21 VIII ed.)
CEI EN 60598-2-1 – 1997/10 (CEI 34-23 II ed.)
CEI EN 60598-2-3 – 2003/10 (CEI 34-33 II ed.)

De asemenea acesta este în conformitate şi cu standardele:
CEI EN 55015 – 2008/04 (CEI 110-2 VI ed.)
CEI EN 61000-3-2 – 2007/04 (CEI 110-31 IV ed.)
CEI EN 61000-3-3/A1 – 2002/05 (CEI 110-28;V1)
CEI EN 61000-3-3 – 1997/06 (CEI 110-28 I ed.)
CEI EN 61547 – 1996/07 (CEI 34-75)
CEI EN 61547/A1 – 2001/08 (CEI 34-75;V1)

Data aplicării marcajului CE: 14

Produsul este realizat în confomitate cu directivele 2006/95/CE – Joasă Tensiune, 2002/95/CE - RoHS şi 2002/96/CE – DEEE.

SCHRÉDER ROMANIA S.R.L.
Director Comercial,
Ovidiu GROZA

SCHREDER ROMANIA S.R.L. CLUJ-NAPOCA

Eliberat,
Aprilie 2019, Cluj-Napoca

12/05/2020

Schréder

Lumen maintenance report

LED information

LED type	LH351C
LED current	1000 mA
Ts	55°C
Description	SLED-19-031

Projection data

Test duration	10000 hrs	**α**	5.811E-007
Time used for projection	5000 to 10000hrs	**β**	0.987

L (%)	Time (kHrs)
80.0	362
87.9	200
90.0	159
93.2	100

Projection graphic

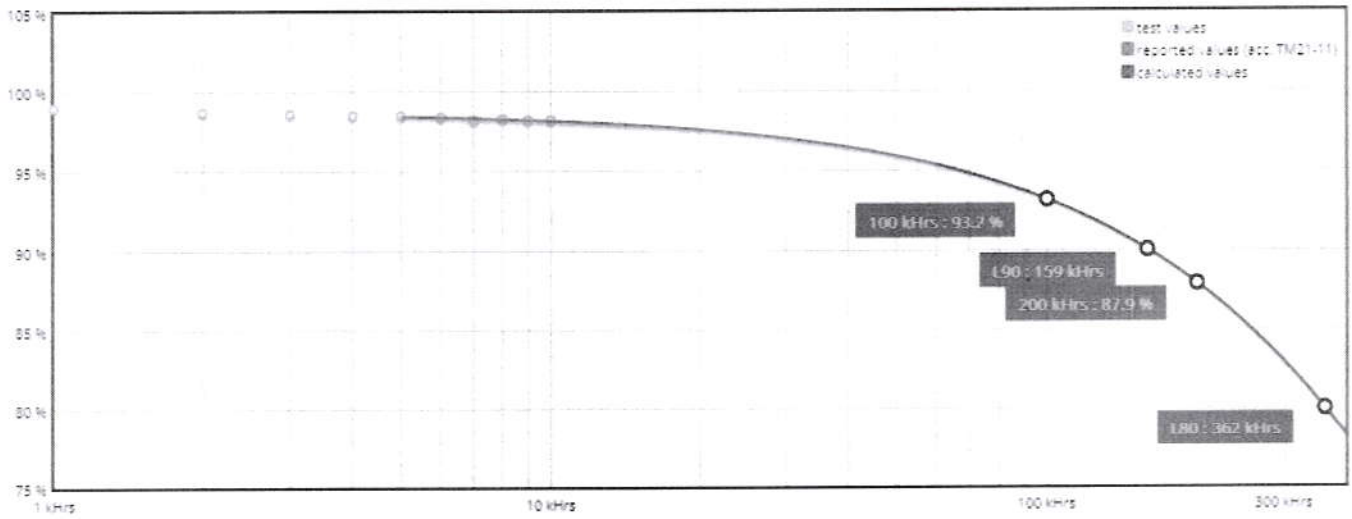

LxB50 results according to LM-80 and TM-21-11 procedures and norms.

LxBy results derived from LxB50 according to IEC 62717 Annex C.

Laboratory Service PHYSICAL TEST REPORT

R-Tech

R-Tech
Rue de Mons 3 – B-4000 Liège – Belgium
Tel.: +32 4 224 71 40 – Fax: +32 4 224 25 90
Member of Schréder Group

Subject: **SKIDO 6 led's @ 1,05 A - class I protection**
Sample n°: P-E15329

Test purpose: **EMC tests according to EN 55015 & EN 61547 Standards**

Remarks:
Test request n°: P-D15613
Folder n°: P-F14083

TEST CONDITIONS:

Operator: EMC - ULg

Test Summary
EN 55015 & EN 61547 Standards

Emission

Standard	Limit / Level	Result	
		PASS	FAIL
EN 55015 Conducted Emission 9kHz- 30 MHz		X	
EN 55015 Annex B 30 MHz – 300 MHz		X	

Immunity

Standard	Limit / Level	Result	
		PASS	FAIL
EN 61000-4-5	0.5 to 4 kV M.D. & M.C. Criteria B required	X	

Driver: Mean-Well PLD-25-1050 @ 1050mA

EMC Auxiliaries: Varistor

CONCLUSIONS:

SKIDO 6 led's driven @ 1.05A by Mean Well PLD-25-1050 driver complies with the CISPR/EN 55015 and EN 61547 Standards.

Remark: Surge protection tested OK up to 4 KV for both Common and Differential modes (Max ULg facilities)

Duplicate to: Mr M. Thijs
LAB 16/09/2015
L. Maghe

//P-15CR613

LED Flux measurement

FORM-L-41 ED1 REV 2

226 - TEST

NBN EN ISO/IEC 17025 : 2005

Date : **16-01-19**

Operator : **FCE**

Filename : **2019_53.xml**

LEDs

Trademark : **Samsung**

Entry number : **39R004-3**

Type : **LH351C**

Power (Catalogue) : **0,00** W

Flux : **0** lm/LED

BIN Description : **40-70M-4-TB-RB**

Part number : **Unknown**

Color or CCT (Theorical) : **NW**

Number of LEDs : **6**

Lenses

Trademark : **None**

Type : **None**

Power & Print

Type : **DELTA SM400-AR-4**

Print description : **00-71-626 A - Voltana 0**

Active ☐

Picture

The publication of this report in another form than the original one is not allowed without agreement of the laboratory.
This report concerns type tests on one or a series of specimens.

Sphere photometric measurement

Maximum flux : **1161** lumens

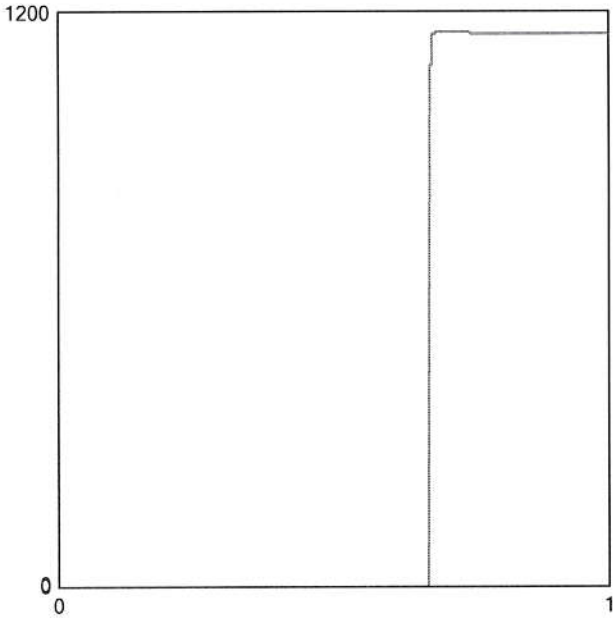

Operating condition

Position in sphere :

Ambient sphere T ° : **24,6**

Electrical measurement

- Secondary electrical measurement

Voltage :	**16,80**	V
Current :	**0,350**	A
Power :	**5,87**	Watt

→ LEDs light efficiency at 25° :

197,6 lm/W

193,5 lm/Led

- Primary electrical measurement

Voltage :	**N/A**	V
Current :	**N/A**	A
Power :	**N/A**	Watt
Cos φ :	**N/A**	

→ Driver losses : **N/A** %

→ LEDS & Driver light efficiency :

N/A lm/W

Description :

Flux @25°/350mA - pcb Voltana 0 - 6 Samsung LH351C - pcb N°3

Comment :

FORM-L-41 ED1 REV 2

226 - TEST

Approved by :

Colorimetry

226 - TEST

NBN EN ISO/IEC 17025 : 2005



RTECH-PHOTOMETRY LABORATORY

LED

Testreport : Measurement of luminous intensity distribution related to the standard
NBN-EN 13032-1; NBN-EN 13032-4; CIE 121-1996; CIE S 025/E; IES LM-79-08 and procedures PT-P-01 and PT-P-02

rue de Mons, 3 B-4000 LIEGE - Tel : 04/224.71.40 - Fax : 04/224.25.90

Measurement for Schréder group.

Origin	Production	Luminaire	Inclination	Request #
R-Tech	Schréder TOV	SKIDO	0°	FD39062

Source

Type	BIN	Trademark	Reference	# LEDs	Reflector
LED	40-70M-4-TB-RB	Samsung	LH351C	6	5122

Master	Reflector	No
	Schreder TOV-Ukraine Led assembly Road lighting Assembled 0,0°	5122

Protector Refractor Lens

Protector integrated lenses

Lens Schreder 5122 PC

Laboratory observation

SKIDO fitted with 6 Samsung LH351C
Used flux for efficient matrix calculation, measured in sphere @350mA / 25°C: 1161 lm - CCT= 3872K - CRI= 72,29 (see sphere test report 2019/53 on appendix)

Purpose	Sample date	Sample #
DOC	08-01-2019	39R004

Observation

DOC Skido with optic 5122

Flux coefficient multiplicator (only for efficiency matrix):
From 350 to 700 mA : 1,842
From 350 to 1050 mA : 2,562

Fixture powered with DC power supply from the lab for matrix @350mA
Fixture powered wit driver MeanWell PLD-16-700B for matrix @700mA
Fixture powered wit driver MeanWell PLD-25-1050 for matrix @1050mA

Notes

The publication of this report in another form than the original one is not allowed without agreement of the laboratory.
This report concerns type tests on one or a series of specimens.

Asked by	Measured by	Approved by	Appendix		
GGS	CLD	RLABO	1	226-TEST NBN EN ISO/IEC 17025 : 2005	42935

LUMINOUS INTENSITY DIAGRAM

Origin	Production	Luminaire	Inclination	Request #
R-Tech	Schréder TOV	SKIDO	0°	FD39062

Source	Type	BIN	Trademark	Reference	# LEDs	Reflector
	LED	40-70M-4-TB-RB	Samsung	LH351C	6	5122

Reflector	Schreder TOV-Ukraine Led assembly Road lighting Assembled 0,0°	No	5122
Matrices	**429351** Φ 0-90° = 1033lm - 90-180° = 1lm		Absolute measurement
Protector Refractor Lens	Protector integrated lenses Lens 6 x Schreder 5122 PC		
Observation	in total flux @350mA Electrical measurement on LED (#1) : Voltage = 17,24 V Current = 0,350 A Power = 6,03 W Driver #1 : See observations for driver details - PCB 00-71-626 A		

Plane	I Peak	Peak position	Index	I zero	Laboratory ambiant t°	Measurement date
10 - 170	613	73	S	255	24,9°	25-03-2019
90	288	38	D			
270	255	0	G			

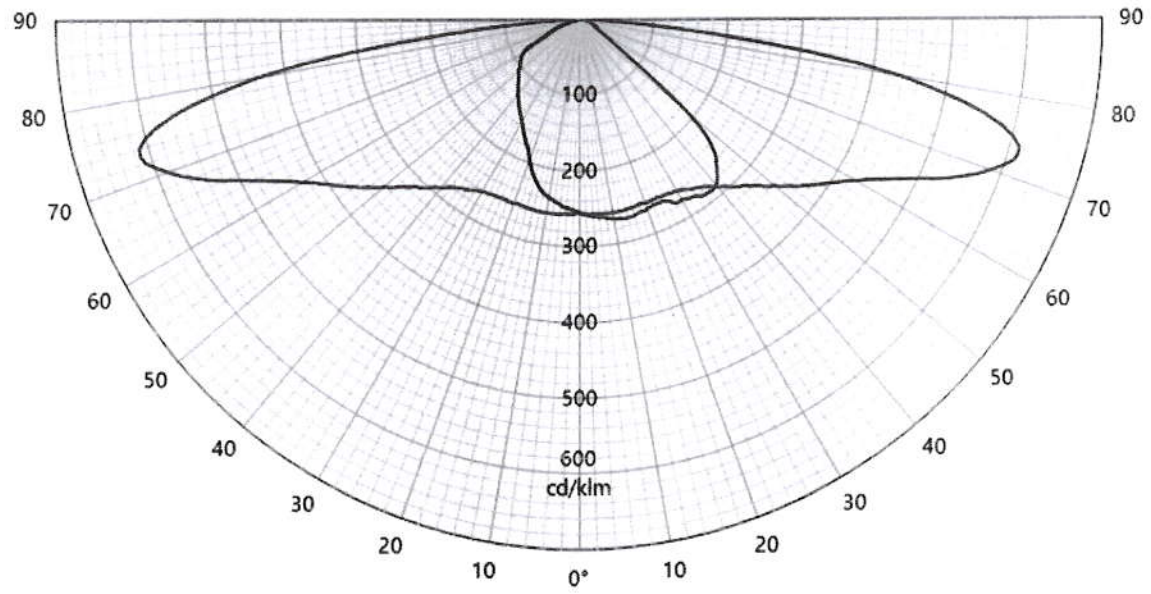

42935

LUMINOUS INTENSITY DIAGRAM

Origin	Production	Luminaire	Inclination	Request #
R-Tech	Schréder TOV	SKIDO	0°	FD39062

Source	Type	BIN	Trademark	Reference	# LEDs	Reflector
	LED	40-70M-4-TB-RB	Samsung	LH351C	6	5122

Reflector	Schreder TOV-Ukraine Led assembly Road lighting Assembled 0,0°	No	5122
Matrices	**429352** η 0-90° = 89,0% - 90-180° = 0,1%		Relative measurement
Protector Refractor Lens	Protector integrated lenses Lens 6 x Schreder 5122 PC		
Observation	in efficiency @350mA . Electrical measurement on LED (#1) : Voltage = 17,24 V Current = 0,350 A Power = 6,03 W Driver #1 : See observations for driver details - PCB 00-71-626 A		

Plane	I Peak	Peak position	Index	I zero	Laboratory ambiant t°	Measurement date
10 - 170	528	73	S	220	24,9°	25-03-2019
90	248	38	D			
270	220	0	G			

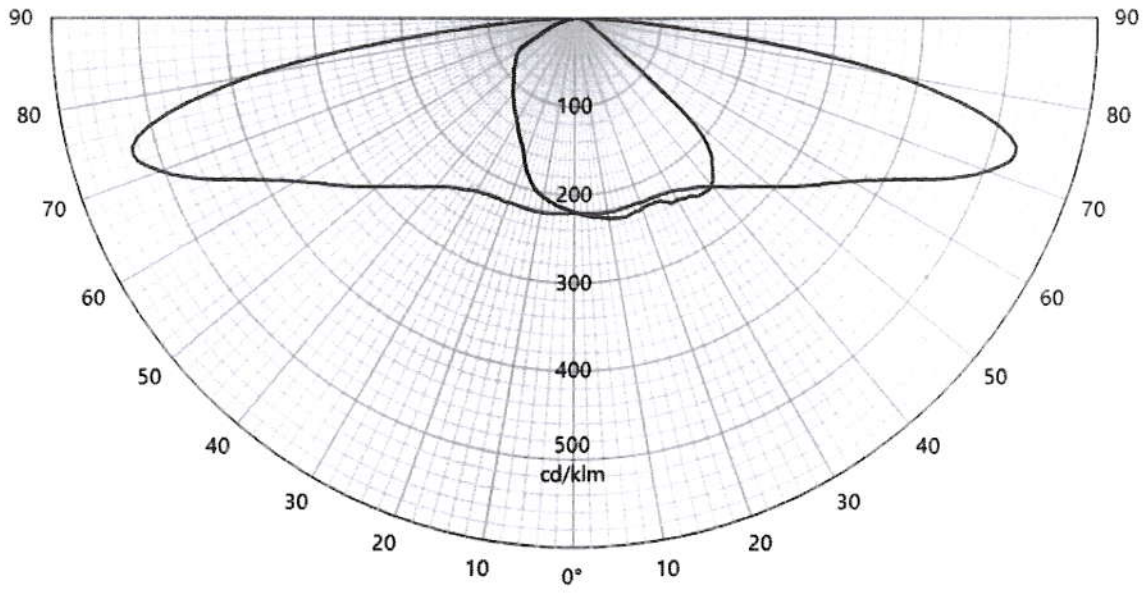

42935

LUMINOUS INTENSITY DIAGRAM

Origin	Production	Luminaire	Inclination	Request #
R-Tech	Schréder TOV	SKIDO	0°	FD39062

Source	Type	BIN	Trademark	Reference	# LEDs	Reflector
	LED	40-70M-4-TB-RB	Samsung	LH351C	6	5122

Reflector	Schreder TOV-Ukraine Led assembly Road lighting Assembled 0,0°	No	5122
Matrices	**429353** Φ 0-90° = 1904lm - 90-180° = 2lm		Absolute measurement
Protector Refractor Lens	Protector integrated lenses Lens 6 x Schreder 5122 PC		

Observation

in total flux @700mA.

Electrical measurement on LED (#1) :	Voltage = 18,20 V	Current = 0,701 A	Power = 12,76 W	
Electrical measurement on driver (#1) :	Voltage = 230,00 V	Current = 0,068 A	Power = 15,21 W	PF = 0,971

Total luminaire power = 15,21 W : Lm/Watt = 125,35 lm/W

Driver #1 : See observations for driver details - PCB 00-71-626 A

Plane	I Peak	Peak position	Index	I zero	Laboratory ambiant t°	Measurement date
10 - 170	1134	73	S	473	24,9°	25-03-2019
90	531	38	D			
270	473	0	G			

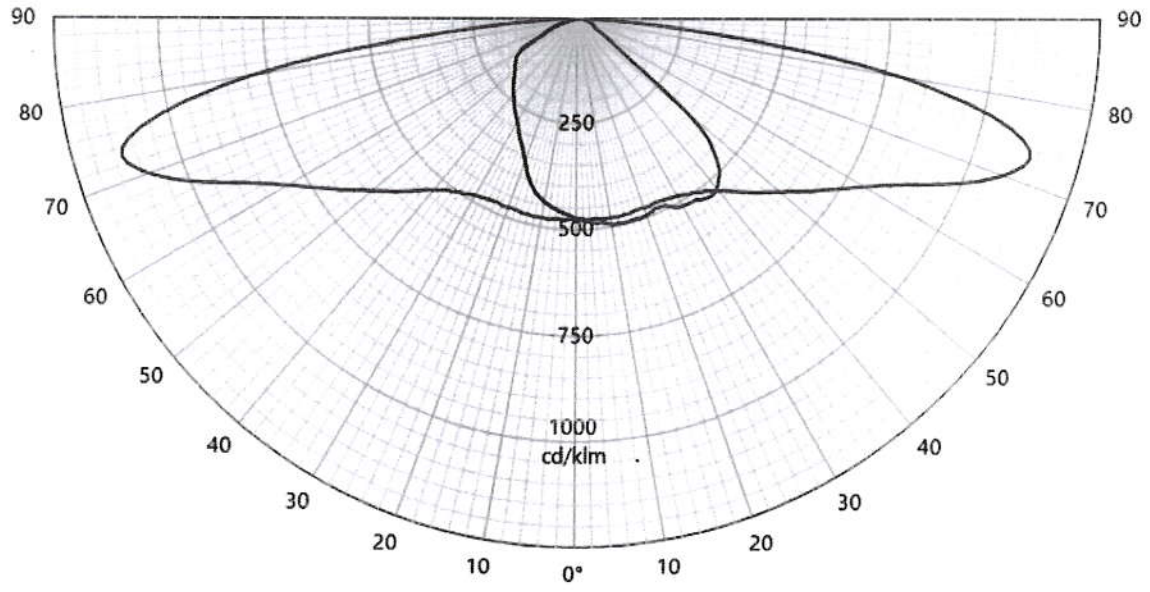

42935

LUMINOUS INTENSITY DIAGRAM

Origin	Production	Luminaire	Inclination	Request #
R-Tech	Schréder TOV	SKIDO	0°	FD39062

Source	Type	BIN	Trademark	Reference	# LEDs	Reflector
	LED	40-70M-4-TB-RB	Samsung	LH351C	6	5122

Reflector	Schreder TOV-Ukraine Led assembly Road lighting Assembled 0,0°	No	5122
Matrices	**429354** Φ 0-90° = 2648lm - 90-180° = 3lm		Absolute measurement
Protector Refractor Lens	Protector integrated lenses Lens 6 x Schreder 5122 PC		

Observation

in total flux @1050mA.

Electrical measurement on LED (#1) : Voltage = 18,97 V Current = 1,061 A Power = 20,22 W

Electrical measurement on driver (#1) : Voltage = 230,00 V Current = 0,108 A Power = 24,14 W PF = 0,975

Total luminaire power = 24,14 W : Lm/Watt = 109,81 lm/W

Driver #1 : See observations for driver details - PCB 00-71-626 A

Plane	I Peak	Peak position	Index	I zero	Laboratory ambiant t°	Measurement date
10 - 170	1575	73	S	664	24,9°	25-03-2019
90	743	39	D			
270	664	0	G			

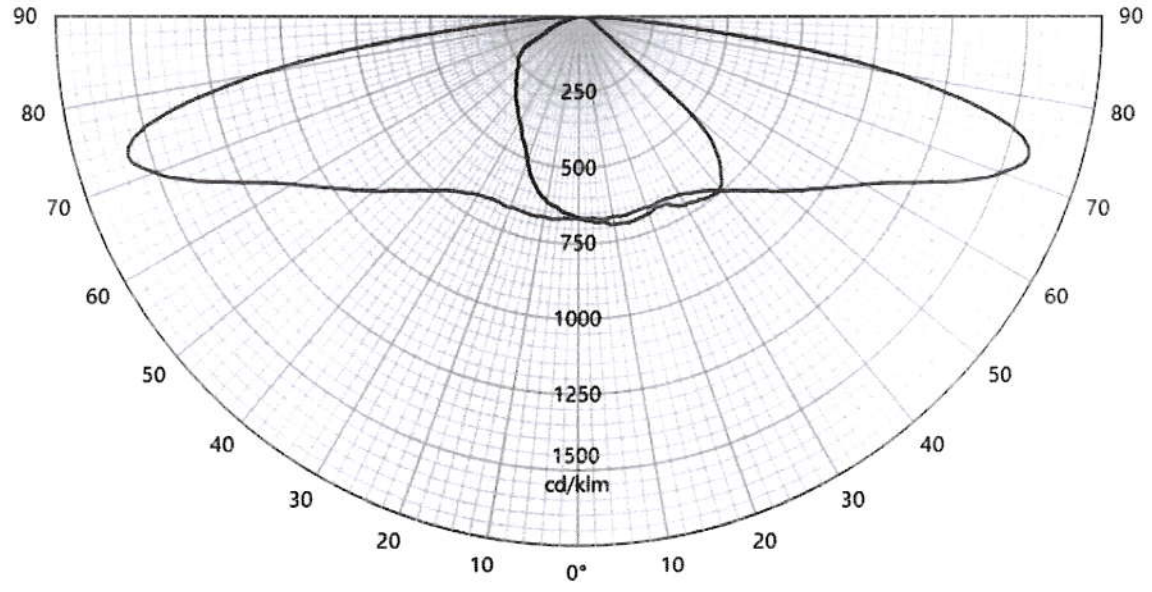

42935

CONFORMITY STATEMENT

Measurement fulfil Standards:

NBN-EN 13032-1
NBN-EN 13032-4
NBN-EN 17025:2005
CIE 121-1996
LM79-08
CIE S 025

Measurement quantities measured:

Light distribution in relative or absolute photometry
Led alone cold lumen package
Led CCT and CRI
Power consumption of the fitting
Lm/watt

Electrical measurement, if not specified:

Primary values are AC with 50Htz frequency
Secondary values on SSL are DC

CCT, CRI and chromaticity coordinates: are measured in Ulbricht sphere.
If specified Main test report refer to sphere extra test report.

Light distribution are measured on gonio. If not otherwise specified, measurement is done at 50 Hz

Number of hours operated prior to measurement: if not otherwise specified, 0 hours (no aging).

Stabilization time: If not otherwise specified, a minimal stabilization time of 0.5 hour is applied; and measurement will start when it exists no more variation above 0.5% in 15 minutes

Total operating time of the product including stabilization:
45 minutes have to be added by measurement.
Minimal operating time is 75 minutes

Luminous intensity distribution: available on electronic file with
.mat format (internal Schréder format)
.ldt format (European standard)
.IES format (American standard)

Statement of uncertainties (K=2, 95% of confidence level):
Uncertainties calculated based on a typical Schréder fitting and PCBA

Intensity measurement: +/- 3%
Angle: +/- 0.5°
Flux: +/- 2.5%
Electrical DC
Power: +/- 0.25%
Voltage: +/- 0.15%
Current: +/- 0.15%
Electrical AC
Power: +/- 0.15%
Voltage: +/- 0.3%
Current: +/- 0.3%
Temperature: +/- 0.65%

ISP2000		JETI
CCT:	+/- 5%	+/-7.5%
CRI:	+/- 2%	+/-2.75%
x/y:	+/- 2%	+/-4.6%

lm/Watt: +/-3.5%

Measuring instruments in use:

Gonio 1
Type C with Moving mirror
Manufacturer: LMT Lichtmesstechnik GmbH Berlin, Helmholtzstrasse 9 10587 Berlin, Germany
Type: GO-DS 2000
Calibration: traceable to PTB (Physikalisch-Technische Bundesanstalt D-Braunschweig) and METAS (Federal Institute of Metrology, CH-Bern)
Photometric test distance: By default 10 meter, on request 30 meter.

Gonio 2
Type C
Manufacturer: Technoteam Bildverarbeitung, Werner-von-Siemens-Strasse 5 98693 Ilmenau, Germany
Calibration: traceable to BIPM (Bureau International des Poids et Mesures F-Sèvres)
Photometric test distance: Near Field

Sphere n°1
4p geometry
Manufacturer: LMT Lichtmesstechnik GmbH, Helmholtzstrasse 9 10587 Berlin, Germany
Type: UL2000 + U1000 V-Lambda photometer
Calibration: traceable to BIPM (Bureau International des Poids et Mesures F-Sèvres)

Sphere n°2
4p geometry
Manufacturer: Instrument Systems GmbH, Neumarkter Str. 83, 81673 Muenchen, Germany
Type ISP2000 + Spectroradiometer CAS120 and CAS140
Calibration: traceable to NIST

Colorimetric portable spectroradiometer
Manufacturer: JETI Technische Instrumente GmbH, Tatzendpromenade 2 07745 Jena
Type: SPECBOS 1201
Calibration: traceable to NIST

Multimeters
Manufacturer: Agilent
Type: 34401A
Calibration: traceable to BIPM (Bureau International des Poids et Mesures F-Sèvres)

Wattmeters
Manufacturer: Yokogawa
Type: WT210 and WT310
Calibration: traceable to BIPM (Bureau International des Poids et Mesures F-Sèvres)

Thermometers
Amarell Precision
Type: Liquid in glass N63833
Calibration: traceable to LBT (Laboratoire Belge de Thermométrie)

15/04/2020

Schréder

Lumen maintenance report

LED information

LED type	LH351C
LED current	700 mA
Ts	55°C
Description	SLED-18-015

Projection data

Test duration	6000 hrs	**α**	3.172E-007
Time used for projection	1000 to 6000hrs	**β**	0.992

L (%)	Time (kHrs)
80.0	677
90.0	305
93.1	200
96.1	100

Projection graphic

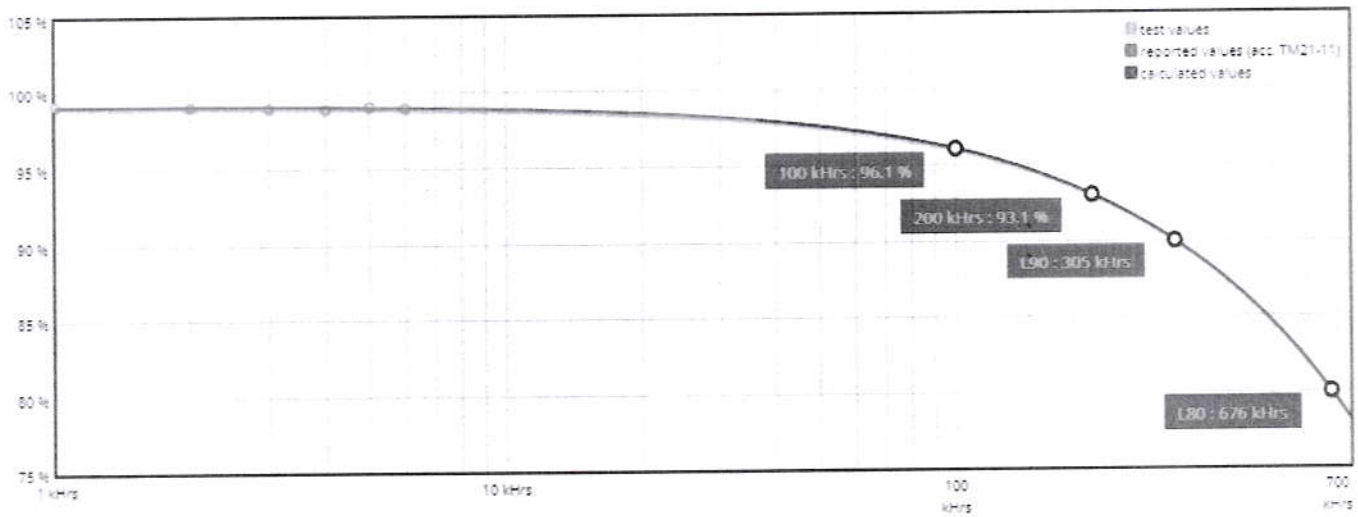

LxB50 results according to LM-80 and TM-21-11 procedures and norms.

LxBy results derived from LxB50 according to IEC 62717 Annex C.

LICENCE

No. 21158 - Issue No 2

Issued to:
Applicant:
R-Tech
Rue de Mons, 3
4000 LIEGE
Belgium

Licensee:
Schreder S.A.
Rue de Lusambo, 67
1190 BRUXELLES
Belgium

Product	:	road, square and street lighting
Trade name(s)	:	SCHREDER
Type(s)/model(s)	:	SKIDO

The product and any acceptable variation thereto is specified in the annex to this licence and the documents therein referred to.

SGS CEBEC hereby declares that the above-mentioned product has been certified on the basis of:

- a type test according to the standard specified in annex
- an inspection of the production location
- a certification agreement with the number 1173

SGS CEBEC hereby grants the right to use the CEBEC certification mark

The ENEC/CEBEC certification mark may be applied to the product as specified in this licence for the duration of the ENEC/CEBEC certification agreement and under the conditions of the ENEC/CEBEC certification agreement.

This licence is issued on: 23/04/2019

ir. C. Lana,
Certification Manager

© Only integral publication of this certificate, including the annex, is allowed
This certificate is only valid combined with the publication on the following web address: www.sgs.com/ee

SGS Belgium NV-Division SGS CEBEC
Business Riverside Park
Bld Internationalelaan 55 Build. D
B-1070 Brussels
Tel.+32(0)2 556 00 20 Fax.+32(0)2 556 00 36

This certificate is issued by the company under its General Conditions for Certification Services accessible at http://www.sgs.com/terms_and_conditions.htm. Attention is drawn to the limitations of liability defined therein and in the Test Report herein mentioned which findings are reflected in this Certificate. Any unauthorized alteration, forgery or falsification of the content or appearance of this document is unlawful and offenders may be prosecuted to the fullest extent of the law.

SPECIFICATION OF THE CERTIFIED PRODUCT

Product data

Product	:	road, square and street lighting
Trade name(s)	:	SCHREDER
Type(s)/Model(s)	:	SKIDO
description	:	Street lighting luminaire
rated voltage (Un)	:	220-240 V
nature of supply	:	AC
rated frequency	:	50-60 Hz
rated power	:	max 24 W
temperature limit (t max)	:	Ta 40°C (indoor), Ta 50°C (outdoor)
class	:	class I
degree of protection	:	IP65
mechanical load	:	IK08
rated current (In)	:	max. 1000 mA
lamp(s)	:	LED Nichia 219C, LG G4TOP, SAMSUNG LH351C

TESTS

Test requirements

EN 60598-1:2015 + A1:2018
EN 60598-2-3:2003 + A1:2011

Test results

The test results are laid down in certification file 630020/02.

Remarks

This certificate is based on test reports Nos. TGM-VA EE 36464 SFT-1 and P1533-I.

Conclusion

The examination proved that all certification requirements were met.

Reviewed by, project leader : Christian Maes - 23/04/2019

Certification Manager : 2019-04-23

SGS Belgium NV-Division SGS CEBEC
Business Riverside Park
Bld Internationalelaan 55 Bulld. D
B-1070 Brussels
Tel.+32(0)2 556 00 20 Fax.+32(0)2 556 00 36

FACTORY LOCATION(S)

Schreder TOV
Vul. Mykulynetska 46B
46000 TERNOPIL
Ukraine

Schreder (China) Lighting Industrial Co., Ltd
No.40 Xinye 2 Street, Tianjin Economic Technological Development Zone West Zone,
300462 Tianjin City, P.R.China
China

Socelec S.A.
Av. de Roanne, 66
Poligono Industrial "EL HENARES"
19180 MARCHAMALO (GUADALAJARA)
Spain

Schréder Iluminação S.A.
Rua da Fraternidade Operária, n° 3
2795-491 CARNAXIDE, OEIRAS
Portugal

Comatelec S.A.
Z.I.
18400 SAINT FLORENT S/CHER
France

Schréder Hungary Plc.
Tópart 2
2084 PILISSZENTIVAN
Hungary

Laboratory Service
PHYSICAL
TEST REPORT

R-Tech

R-Tech
Rue de Mons 3 – B-4000 Liège – Belgium
Tel.: +32 4 224 71 40 – Fax: +32 4 224 25 90
Member of Schréder Group

Subject: **SKIDO 6 led's**
Sample n°: P-E15365

Test purpose: **Electrical measurements @ 1.05A and 700mA**

Remarks:
Test request n°: P-D15545
Folder n°: P-F14083

TEST CONDITIONS:

Operator: CLOSSET Frédérick

Driver: 1.05A: Mean Well PLD-25-1050
700mA: Mean Well PLD-16-700

Load: 6 Led's CW 5700K
Typical Vf: @ 1.05 A: 3,00 V
@ 700 mA: 2,91 V

Power Supply:
Elgar Tw 3500-4
Supply voltage: 230 V 50 Hz

Measurement device:
Fluke Norma 4000 (HF Powermeter, User 10, filter OFF)

CONCLUSIONS:

@ 1.05A:
- Efficiency: 81 %
- PF: 0.96
- THD: 12.7%

@ 700 mA
- Efficiency: 83%
- PF: 0.97
- THD: 13.2%

Duplicate to: Mr M. Thijs
LAB 20/07/2015
L. Maghe

//P-15CR545

Laboratory Service
PHYSICAL
TEST REPORT

R-Tech
Rue de Mons 3 – B-4000 Liège – Belgium
Tel.: +32 4 224 71 40 – Fax: +32 4 224 25 90
Member of Schréder Group

Subject: **I.S. SKIDO (hand mounted by HUS)**
Sample n°: P-E13088

From: HUS

Test purpose: **Mechanical impact resistance test following IEC/EN 62262 Standard**

Remarks:
Test request n°: P-D13182
Folder n°: P-F13034

TEST CONDITIONS:

Operator: BOMBIL Patrick

I.S. Skido with PC protector
Info material not received

At pendulum hammer
5+3 impact points distributed on protector surface
One impact on each point

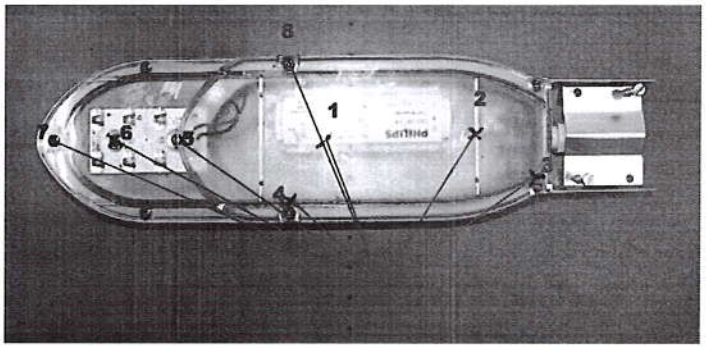

Test		Result
IK05 :	Impact energy: 0,7 joules Hammer weight: 0,2 kg Height of fall: 35 cm	OK, nothing to indicate
IK06 :	Impact energy: 1 joule Hammer weight: 0,5 kg Height of fall: 22 cm	OK, nothing to indicate
IK07 :	Impact energy: 2 joule Hammer weight: 0,5 kg Height of fall: 40 cm	OK, nothing to indicate
IK08 :	Impact energy: 5 joules Hammer weight: 1,7 kg Height of fall: 29,4 cm	OK for the protector, but a deformation of the alu sheet clamp allows the release of the fitting. See pictures here after.

CONCLUSIONS:

SKIDO satisfies the IK07 test in accordance with IEC/EN 62262 Standard.

Duplicate to: MM C. Horvath, C. Marville, Y. Borlez
LAB 19/04/2013
J.P. Harchies

P-13E182

I.S. SKIDO (hand made by HUS)





Laboratory Service PHYSICAL TEST REPORT

R-Tech
Rue de Mons 3 – B-4000 Liège – Belgium
Tel.: +32 4 224 71 40 – Fax: +32 4 224 25 90
Member of Schréder Group

Subject: **Serial 0 SKIDO 6 led's Nichia @ 700 mA**
Sample n°: P-E13112

From: INK

Test purpose: **Tightness test IP65 following IEC/EN 60598-1 Standard**

Remarks:
Test request n°: P-D13207
Folder n°: P-F13045

TEST CONDITIONS:

Operator: BOMBIL Patrick

Test	Result
IP6X : -Luminaire switched ON until stable T° -Talcum n suspension (blowing ON) -After 1', luminaire OFF -Talcum for 3 hours	OK
IPX5 : - Luminaire switched ON until stable T° - Luminaire switched OFF and immediately sprayed with water jet - Hose Φ 6,3 mm - Water pressure: 300 gr/cm^2 - Spraying distance: 3 m - Test duration: 15 minutes	OK

Remark: Silicone gasket remains strongly marked even after a long time the protector removed.

CONCLUSIONS:

SKIDO 6 led's @ 700 mA satisfies the IP65 test following IEC/EN 60598-1 Standard

Duplicate to: MM C. Faujdar, P. Shah, S. Pujari, C. Horvath, C. Marville, Y. Borlez
LAB 14/05/2013
J.P. Harchies

P-13E207

Serial 0 SKIDO 6 led's Nichia @ 700 mA

Gasket aspect after endurance test





Laboratory Service
PHYSICAL
TEST REPORT

R-Tech

R-Tech
Rue de Mons 3 – B-4000 Liège – Belgium
Tel.: +32 4 224 71 40 – Fax: +32 4 224 25 90
Member of Schréder Group

Subject: **SKIDO 6 led's**
Sample n°: P-E15365

Test purpose: **Thermal test evaluation @ 1.05A and 700mA following IEC/EN 60598-1 Std**

Remarks:
Test request n°: P-D15544
Folder n°: P-F14083

TEST CONDITIONS:

Operator: CLOSSET Frédérick

Load: 6 led's

Driver: Test 1A: Mean Well PLD-25-1050
Test 700mA: Mean Well PLD-16-700
Tc 70 °C

Measurement device:
Yokogawa TX10: thermal measurement
Yokogawa WT 210: primary EM
Fluke 87: secondary and led's EM

Junction Temperature measurement method
Junction temperature measurement by base temperature measurement and electrical measurement.
$T°_j = T°_b + R_{jb} \times P_{led}$

CONCLUSIONS:

@ 1.05A: Ta (IEC): 35 °C
Tq (IEC): 25 °C

@ 700 mA: Ta (CEI): 50 °C
Tq (CEI): 40 °C

Tq given for driver full load
T° given without wind effect to comply with IEC 62722-2-1

Duplicate to: Mr M. Thijs
LAB 01/07/2015
L. Maghe

//P-15CR544

15/04/2020

Schréder
Experts in lightability™

SKIDO

5122

Optic	5122
Protector	Integrated lenses
Source	6 Samsung LH351C
Matrix	429352



Characteristics

Length (mm)	Width (mm)	Height (mm)	Weight (kg)	Tightness level*	Impact resistance*	Electrical class*	CxS (m²)
395	101	54	1.2	IP 65	IK 08	I EU	0.033

** According to IEC-EN60598 and IEC-EN62262*

Features

The efficient LED alternative to low-power fluorescent lighting

- Compact and versatile
- Maximised savings in energy and maintenance costs
- Integrated lenses for performing photometry
- ThermiX® for long lasting performance
- Wide operating temperatures from -20° up to 50°C
- Wide operating voltage range: 198-264V
- Easy to install
- Surge protection 10kV (optional)

Types of application

- Square and park
- Residential road
- Urban road

Information for 1000 lm matrix

Efficacy (%)	89.1
DLOR (%)	89.0
ULOR (%)	0.1
ULR (%)	0.1
Incl ULR 4%	-40/32°

G Class (EN 13201-2)	Unclassified
G* (EN 13201 2015)	Unclassified
Imax (cd)	528
Aperture 0-180°	51 - 51
Aperture 90-270°	X - X

I 70-80-90-95 (cd)	509 - 384 - 7 - 4
CIE flux code N 1→5 (%)	35.8 - 69.0 - 92.2 - 99.9 - 89.1
Gradient 90°	32cd
Gradient 270°	9cd

Photometrical characteristics

LED count	Colour code	Current (mA)	Luminaire power (W)	Source flux (lm)	Luminaire output flux (lm)	Luminaire efficacy (lm/W)	Peak (cd)	BUG Rating	Voltage (V)
			Ambient temp = 25°						
6	NW 740	700	15	2100	1871	125	1110	B1 U1 G1	230
6	NW 740	1050	23	2921	2603	113	1543	B1 U1 G1	230

Tolerance on flux +- 7% - Tolerance on power +- 5%

Summary

CONCEPT

Luminaire specifically designed for LEDs

Recommended installation height: between 3.00 and 6.00m

For optimal heat dissipation, the driver and LED engine are in separate compartments and juxtaposed in a horizontal section

HOUSING & FINISH

- Housing in high-pressure, die-cast aluminium, polyester powder coated
- Protector in UV resistant polycarbonate
- Colour: RAL grey 7037

INSTALLATION

- Lateral fixation with stainless steel clamp diameter 32-42mm, tightened with 4 stainless steel screws M8
- Supplied with out-going cable (0.3m length $3G1^2$ or $3G1.5^2$) for easy installation

OPTICAL UNIT

- Flatbed PCB with acrylic lens overlay principle
- CRI > 70
- ULOR: 0%

LED lumen depreciation

- Lifetime residual flux @ Tq=25°C @ 50.000 hrs: 700mA: 90%

ELECTRICAL

- Class I
- Input voltage: 230V - 50Hz
- Power factor > 90% at full load
- Surge protection: 4kV minimum, optional10kV & 15kV

STANDARDS & CERTIFICATIONS

- CE
- ENEC
- LM79-80
- ROHS
- All measurements in ISO17025 accredited laboratory

OPTIONS

- Other RAL or AKZO colours

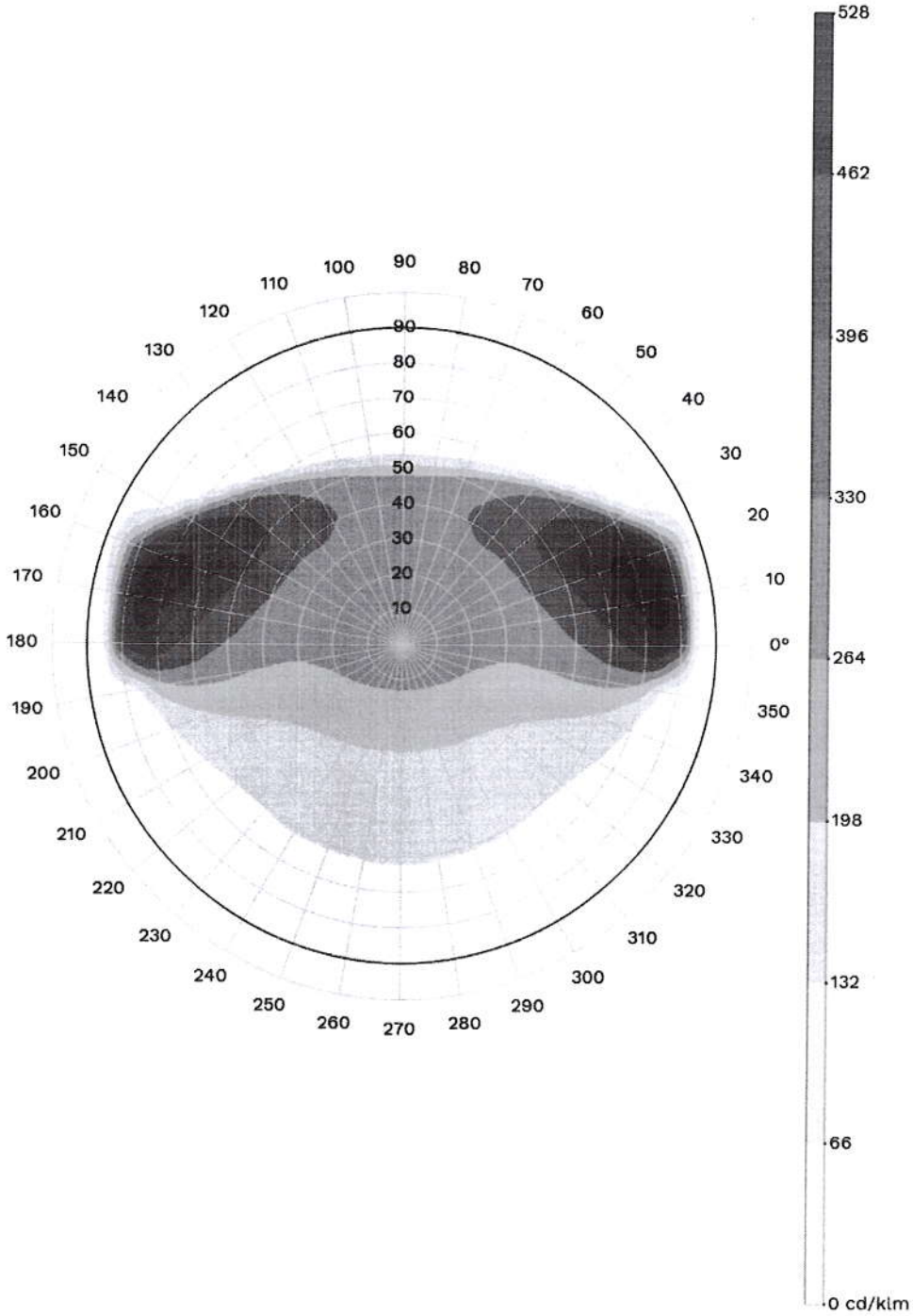
528
462
396
330
264
198
132
66
0 cd/klm
0°

Polar/Cartesian diagram

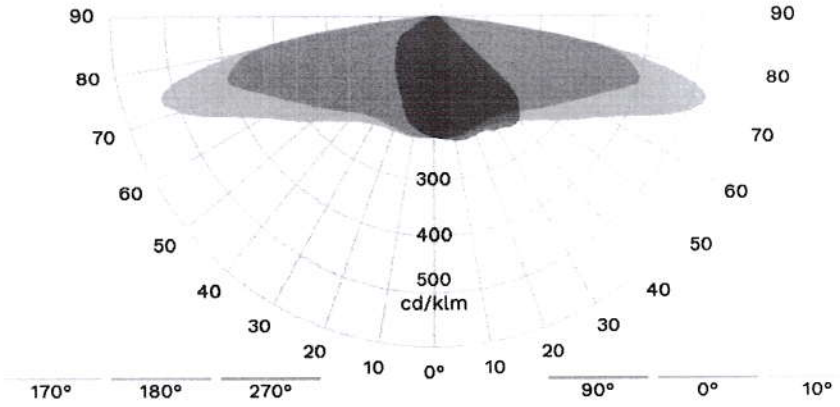

Isolux

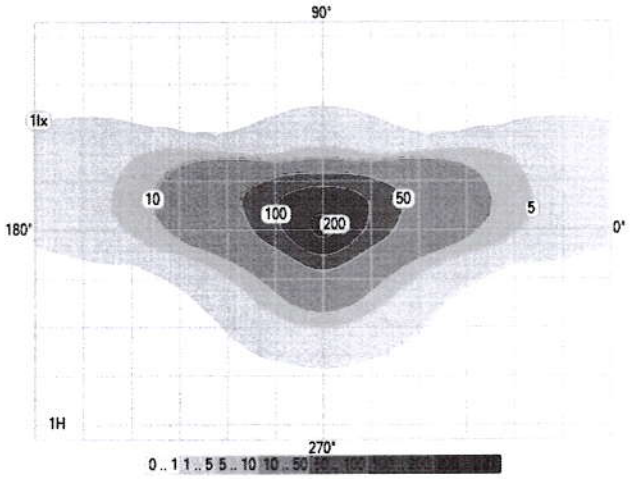

K-Curve



IES Roadway Classification / Nema Classification

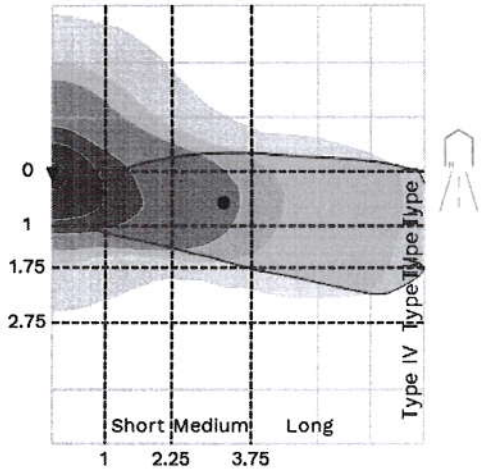

III - Medium

Luminaire classification system (LCS)

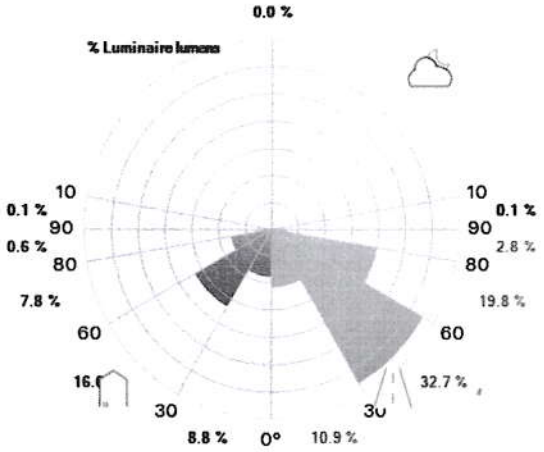

Intensity diagram in max Cone and in CPlane

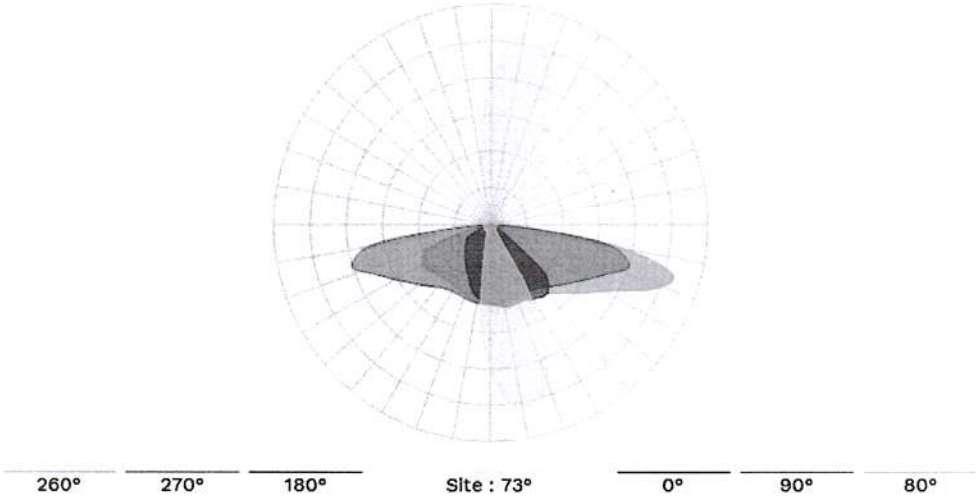

Copyright © 2020 Schréder SA. All rights reserved. Specifications are of an indicative nature and subject to change without notice.

http://www.schreder.com

ECS
European Certification System

OD ECS 040-1
ed. May 2013

Responsible CB: OVE

TEST REPORT SUMMARY

Report Reference No. ..... :	TGM-VA EE 36464 ECS
Date of issue ..... :	2016-01-21
Tested by (name + signature) ..... :	Ing. J. Noori
Witnessed by (name + signature) ..... :	
Approved by (name + signature) ..... :	Mag. Thomas THUN
Supervised by (name + signature) .... :	
Testing Laboratory ..... :	Staatliche Versuchsanstalt – TGM / Elektrotechnik und Elektronik
Address ..... :	A-1200 Wien, Wexstrasse 19-23
Testing procedure ..... :	☒ ENEC/CCA-TL ☐ IECEE-CBTL ☐ TMP ☐ WMT ☐ SMT
Testing location ..... :	As above
Address ..... :	
Applicant ..... :	Schréder SA
Address ..... :	1190 Brussels , Belgium , Rue de Lusambo 67
Manufacturer ..... :	Tungsram-Schréder Világítási Berendezések Zrt Tópart 2
Address ..... :	2084 Pilisszentivan HUNGARY
Product ..... :	Luminaire for road and street lighting
Model/Type reference ..... :	SKIDO
Trademark ..... :	Schréder SA
Ratings ..... :	100-240V, 50/60Hz, Cl.I, IP65, IK08, Ta 50°C
Certification Scheme ..... :	☒ ENEC ☐ CCA ☐ Other: _____
Standard(s) ..... :	**EN 60598-2-3: 2003+A1:2011 used in conjunction with EN 60598-1:2015**

☐ The text of the a.m. European Standard was approved by CENELEC under the Unique Acceptance Procedure and is identical with the corresponding IEC Publication.

☒ The text of the a.m. European Standard was approved by CENELEC with agreed common modifications and is not identical with the corresponding IEC Publication.

This EN test report consists of the following parts:

☒ **IEC TRF No.** IEC60598_2_3J... :	Report Reference No. ..... :	TGM-VA EE 36464 SFT-1
☒ **CENELEC-Addendum Form No.** EU_GD_ IEC60598_2_3J ..... :	Report Reference No. or Annex No... :	See Test Report TGM-VA EE 36464 SFT-1

Copyright © 2013 EEPCA, Paris, France. All rights reserved.

This ECS document together with the test report is only valid if signed by an approved ENEC or CCA Testing Laboratory and accompanied by the associated ENEC Licence or CCA Notification of Test Results, issued by a Certification Body member of ECS.